

Type	
Project	
Catalog No.	

Wall Lamp Specifications



Key Features

- Efficacy: 120 LM/W
- Led brand: Phillip/Osram/Samsung
- LED Driver: SOSEN /MW
- Beam Angle: 90°
- IP/IK Rated: IP65/IK08
- Controls: daylight sensor/microwave
- Installation: wall mounting
- Warranty: 5 years

Product Certificate

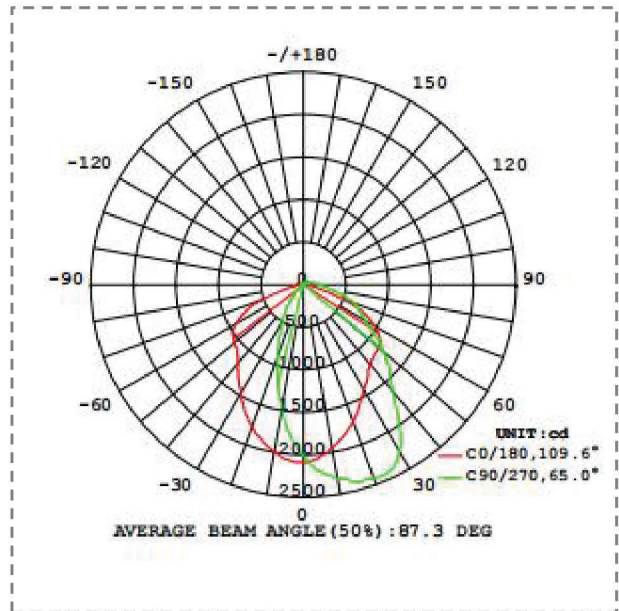
- ETL, DLC, SAA, CE, RoHS

Application

- Courtyards, parks, hospitals, supermarkets, commercial lighting.

Photometry

- PC lens



Type	
Project	
Catalog No.	

Wall Lamp Specifications

Product Specification

SKU	RL-WP-60	RL- WP-80	RL- WP-100	RL- WP-120
Watts	60W	80W	100W	120W
Output Lumens	7200 lm	9600 lm	12000 lm	14400 lm
Power Factor	> 0.95			
Efficacy	120 lm/w			
Input Voltage	100-277 VAC			
CCT	3000K/4000K/5000K/5700K /6500K			
CRI	≥ 70 (80available as a special)			
Housing Color	dark gray/Black			
Housing Material	Aluminum, PC lens			
Working Environment	-30°C ~ + 50°C; 10%~ 90% RH			
Lifespan	> 50000 hrs			
Warranty	5 years			

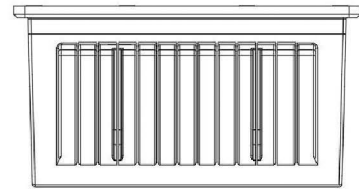
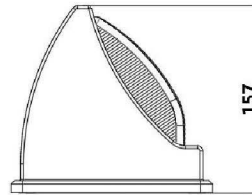

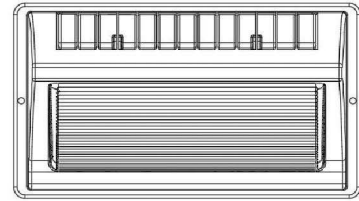
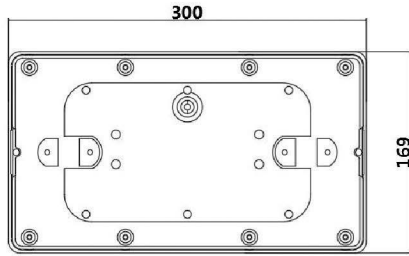
Packing specification

SKU	PCS/CTN	N.W	G.W	CBM
RL-WP-60	2	3.2kg	3.5kg	L330*W330*H200 mm
RL-WP-80	2	3.2kg	3.5kg	L330*W330*H200 mm
RL-WP-100	2	4.2kg	4.6kg	L405*W330*H200 mm
RL-WP-120	2	4.2kg	4.6kg	L405*W330*H200 mm

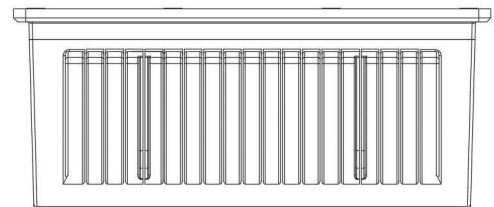
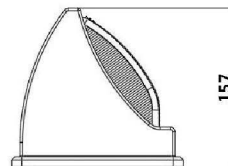

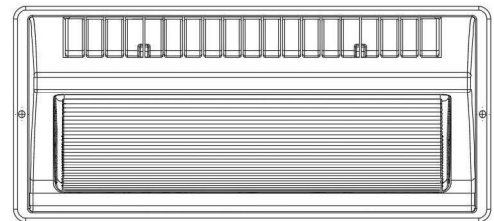
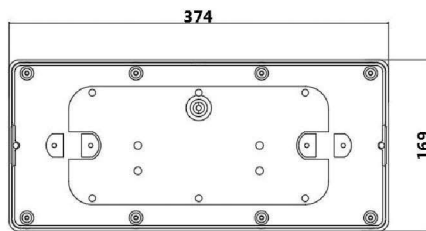
Type	
Project	
Catalog No.	

Wall Lamp Specifications

Dimensioning (Unit:mm)
60W/80W



100W/120W

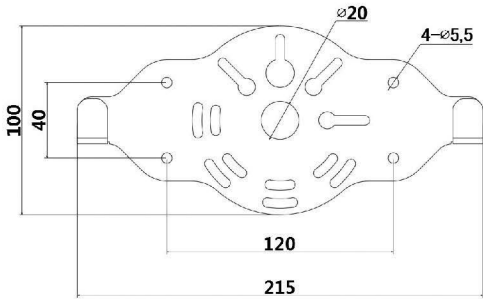


Type	
Project	
Catalog No.	

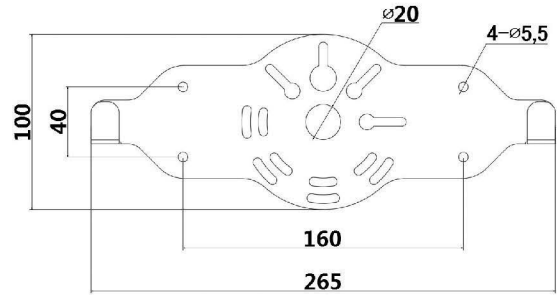
Wall Lamp Specifications

Mounting plate hole bitmap (Unit:mm)

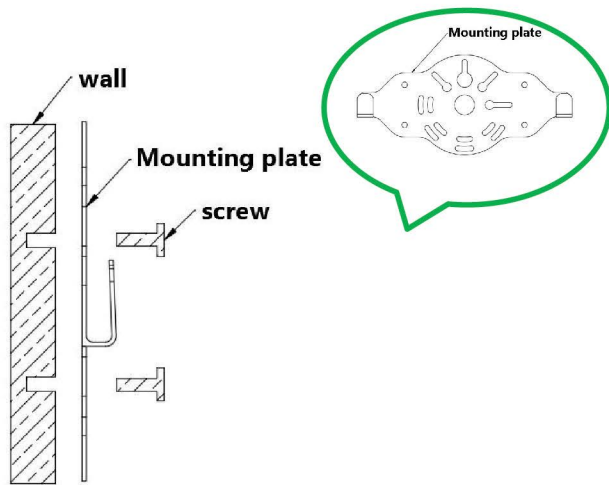
60W/80W



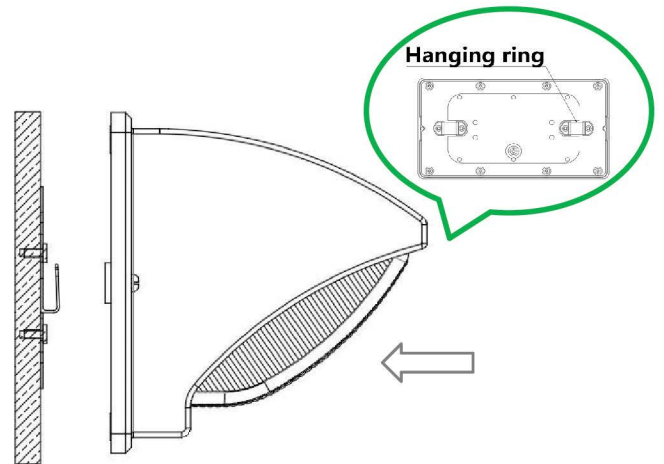
100W/120W



Installation instructions



1. First fix the wall lamp fittings (mounting plate) to the proper position on the wall.



2. Attach the wall lamp mounting ring (as shown in the picture) to the wall lamp mounting plate.

