



# LED Panel RFQ (Request For Quotation)

RevLite Technologies Inc


Name: \_\_\_\_\_ Date: \_\_\_\_\_  
 Company Name: \_\_\_\_\_ Email: \_\_\_\_\_  
 Project Name: \_\_\_\_\_ Tel: \_\_\_\_\_  
 Billing Address: \_\_\_\_\_ Freight Method:  Air  Ocean  
 Shipping Address: \_\_\_\_\_ Required Receipt Date: \_\_\_\_\_

Quantity	
A. Panel Type	<input type="checkbox"/> PSS – (PhotoSurface Slim) <input type="checkbox"/> PSS2 – (PhotoSurface Slim2 - Double Sided) <input type="checkbox"/> PSF – (PhotoSurface Fame) <input type="checkbox"/> PSF2 – (PhotoSurface Fame 2 - Double Sided) <input type="checkbox"/> PF1 – (PhotoFabric 1" Light Box) <input type="checkbox"/> PF3 – (PhotoFabric 3" Light Box) <input type="checkbox"/> PF4 – (PhotoFabric 4" Light Box) <input type="checkbox"/> PM – (Photo Mag) <input type="checkbox"/> PM2 – (Photo Mag2) <input type="checkbox"/> PFUS – (PhotoFabric Ultra Slim)
B. Panel Thickness	<input type="checkbox"/> 4mm (Standard) <input type="checkbox"/> 6mm (Standard for PSS2) <input type="checkbox"/> 8mm
C. Color Temperature	<input type="checkbox"/> 3000K <input type="checkbox"/> 3500K <input type="checkbox"/> 4000K <input type="checkbox"/> 5000K <input type="checkbox"/> 6000K

## D. Panel Dimensions

### Vertical Panel Orientation

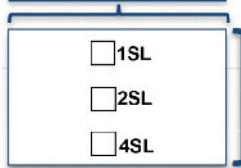
D1. Top Dimension \_\_\_\_\_ in.



D2. Side Dimension \_\_\_\_\_ in.

### Horizontal Panel Orientation

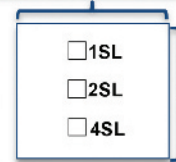
D1. Top Dimension \_\_\_\_\_ in.



D2. Side Dimension \_\_\_\_\_ in.

### Square Panel

D1. Top Dimension \_\_\_\_\_ in.



D2. Side Dimension \_\_\_\_\_ in.

E. LED Sides  1SL – One Side     2SL – Two Sides     4SL – Four Sides

F.  D – Diffuser     N – No Diffuser

G. Power Cord Length  ST – Standard 2M     CT – Custom Length \_\_\_\_\_ M

H. Power Cord Exit (Check Preferred Location, Cord Exits From the Rear)	I. Power Supply Info
<p>TL – Top Left Corner            TR – Top Right Corner            STL – Side Top Left Corner            STR – Side Top Right Corner            BL – Bottom Left Corner            BR – Bottom Right Corner            SBL – Side Bottom Left Corner            SBR – Side Bottom Right Corner</p>	<input type="checkbox"/> PI – Plug In, DC Jack <input type="checkbox"/> HW – Hardwired, Bare <input type="checkbox"/> DHW – Dimmable Hardwired, 0 – 10V

J. Multiple Panel Mounting (Optional)  PC-Pendant Cable Mount     MC-Mirror Clips     ZC-Z Clips  
 KH-Key Hole     SO-Stand Offs     Quantity (Req.) \_\_\_\_\_ pieces



www.revLite.com  
 info@revLite.com  
 Phone: 416-299-7211

50 Ironside Crescent, Unit 1  
 Toronto, ON M1X 1G4



## LED Panel RFQ (Request For Quotation)

Item	Qty	A Panel Type	B Panel Thickness	C Color Temp	Dimensions		E LED Sides	F Diffuser	G Cord Length	H Cord Placement	I Power Supply	J Mounting (Optional)
					D1 Top	D2 Side						
					1	5						

- PSS – (PhotoSurface Slim)
- 1SL – One Side
- D – Diffuser
- ST – Standard 2M
- TL – Top Left Corner
- PI – Plug In, DC Jack
- PC – Pendant Cable Mount