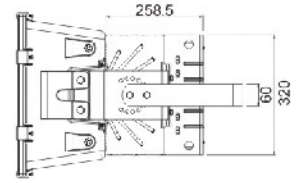
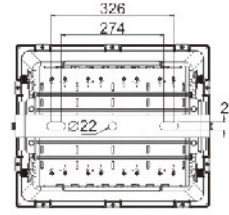
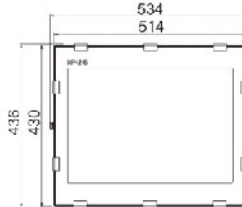
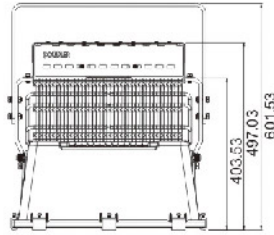


Type	
Project	
Catalog No.	

*Measurement in mm



DESCRIPTION

The sophisticated heat sinking technology of this 1000W high bay makes it perfect for industrial areas, sports halls, and commercial areas or other large halls requiring luminaires. The advanced heat sink technology allows amazing performance in a small package with a diversity of beam angles. The RHB 1000 makes LEEDs certification possible even in high density industrial applications.

FEATURES

- Power: 1000W
- Sophisticated 3D heat sink technology
- Beam angle: 45° / 60° / 90° / 120°
- Light source: LED (2700K / 3000K / 4000K / 5000K / 6000K / 7000K)
- Luminous flux: 80,000 - 95,000 lumens
- Protection class: IP65
- Certification: CE, RoHS, cULus
- Size: H602 X L534 X W436 mm
- Light source: Bridgelux custom COB

SPECIFICATIONS

Input Voltage	AC100 - 277V or DC 12V / 24V / 48V
Wattage	1000W
Colour Temp	2700K / 3000K / 4000K / 5000K / 6000K / 7000K
Dimming	Optional
Lumen Output	80,000 - 95,000 lumens
CRI	>80
Beam Angle	45° / 60° / 90° / 120°
Power Factor	≥0.9
Lamp Life	≥50,000 hours
Environment	IP65
Certification	CE, RoHS, cULus
Warranty	5 years - see published warranty terms for details

* Product specifications subject to change without notice.

ORDERING INSTRUCTIONS

MODEL	COLOUR TEMP	BEAM ANGLE
RHB1000		
	27: 2700K	45: 45 Deg
	30: 3000K	60: 60 Deg
	40: 4000K	90: 90 Deg
	50: 5000K	120: 120 Deg
	60: 6000K	
	70: 7000K	

Example: RHB1000-40-60 = RHB1000, 4000K, 60 deg beam angle