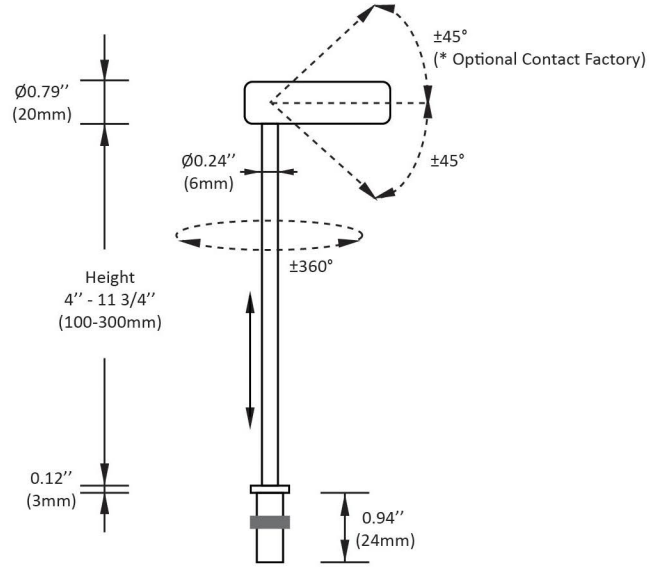
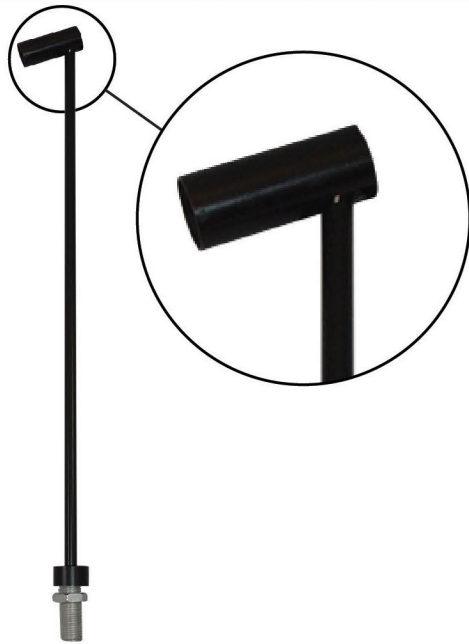


Type	
Project	
Catalog No.	



DESCRIPTION

- Ultra slim 1/4" (6mm) diameter stem.
- Zen-Like ultra clean minimalist design.
- 3 separate soft focus beam angles of 20°, 40° and 60° available.
- High colour accuracy of 90+ CRI.
- 1.5W total with 120 lumens of illumination delivered onto the object.
- Stems are fully height adjustable from 4" (100mm) to 11 3/4" (300mm) however Custom stem heights available up to a maximum of 20" (500mm).
- Fixture rotates 350 degrees and the light head is adjustable 40° downward from the horizontal.
- Stem height is fine Tuneable on site for exact site conditions.
- 3 standard finishes but custom colors are available upon request.
- Custom finishes available.
- cULus Listed.

SPECIFICATIONS

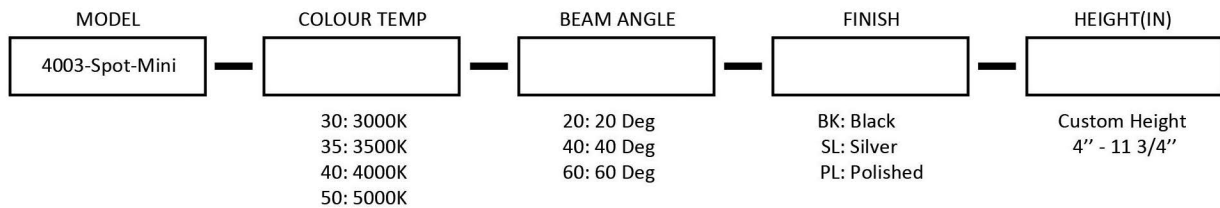
Input Voltage	120-277VAC(universal); 350mA or 700mA
Wattage	1W / 2W
Colour Temp	3000K / 3500K / 4000K / 5000K
Lumen Output	90Lm / 180Lm; 90Lm/W
CRI	>90
Beam Angle	20° / 40° / 60°
Power Factor	0.93
Lamp Life	>50,000 hours
Environment	IP20
Certification	cULus
Warranty	5 years - see published warranty terms for details

* Product specifications subject to change without notice.

APPLICATIONS

- Showcase Lighting
- Retail Displays
- Exhibit Lighting

ORDERING INSTRUCTIONS

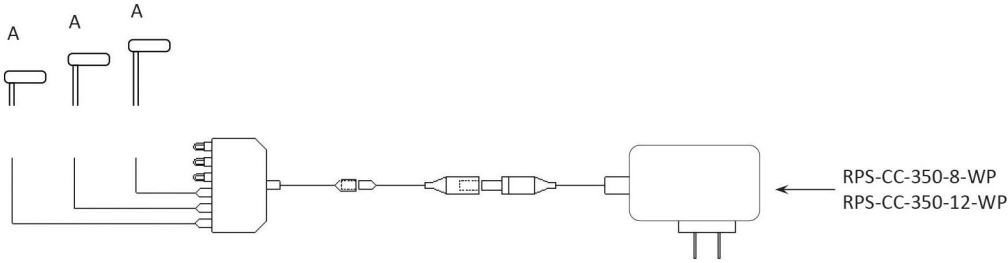


Example: 4003-Spot-Mini-30-20-BK-8 = 4003-Spot-Mini, 3000K, 20 degree beam angle, black finish, height 8 inches

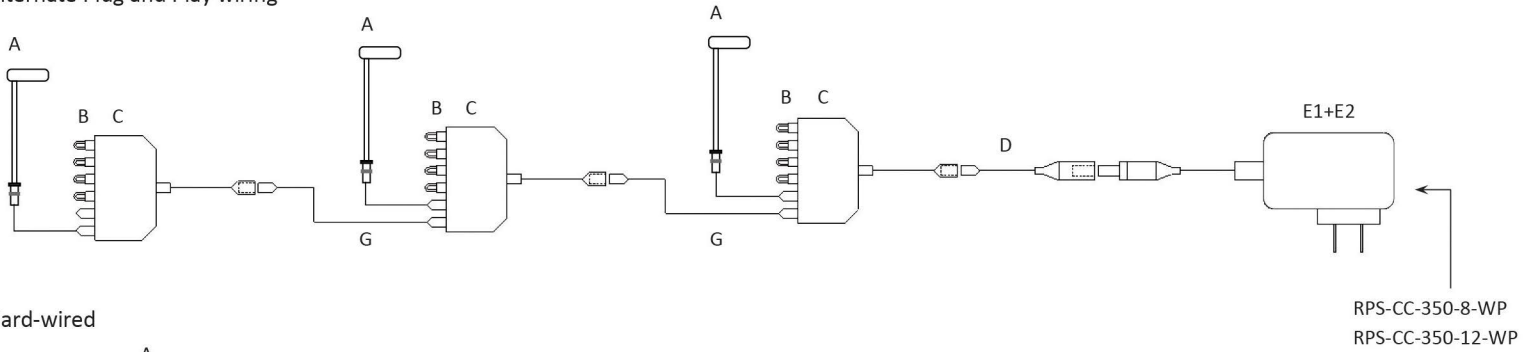
Type	
Project	
Catalog No.	

WIRING DIAGRAM - For reference purposes only. Not for installation. Not to scale.

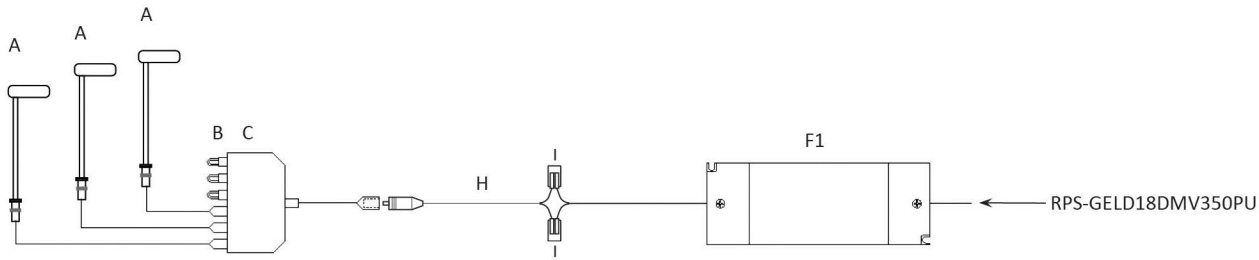
Plug and Play wiring



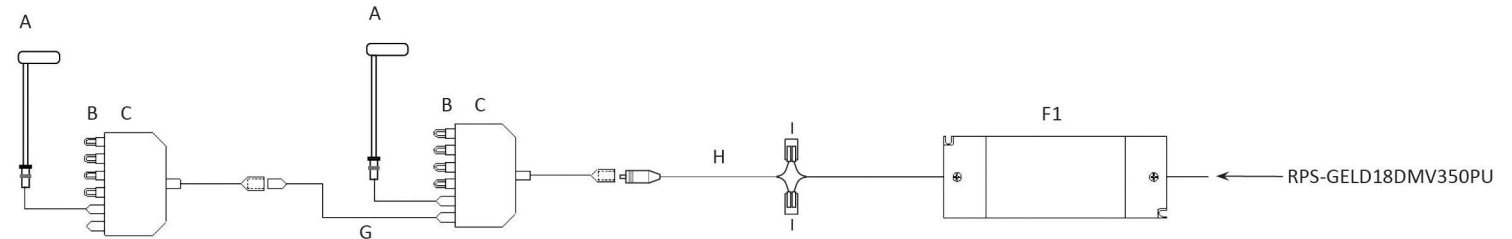
Alternate Plug and Play wiring



Hard-wired



Alternate Hard-wired



Max wiring distance between power supply and fixture is 20 feet. Up to six fixtures can be wired to a single distribution box (CC-6SP-500).

A	4003 Spot Mini	F1	RPS-GELD18DMV350PU, Constant Current Power Supply-Hardwire (Min. # fixtures = 1, Max. # fixtures = 16)
B	CC-6SP-JP (Jumper)	G	CC-1000-2, Constant Current extension cables in 1M, 1.5M & 2M CC-1500-2, CC-2000-2
C	CC-6SP-500 (5 jumpers included)	H	CC-100-01M, 4" Constant Current Male with pigtail
D	CC-AD00-2, 4" adapter cable. Male DC converter plug to male constant current	I	221-412, Wire Clamp
E1	RPS-CC-350-8-WP, Constant Current Power Supply- Plug n Play (Max. # fixtures = 7)		
E2	RPS-CC-350-12-WP, Constant Current Power Supply- Plug n Play (Max. # fixtures=10)		