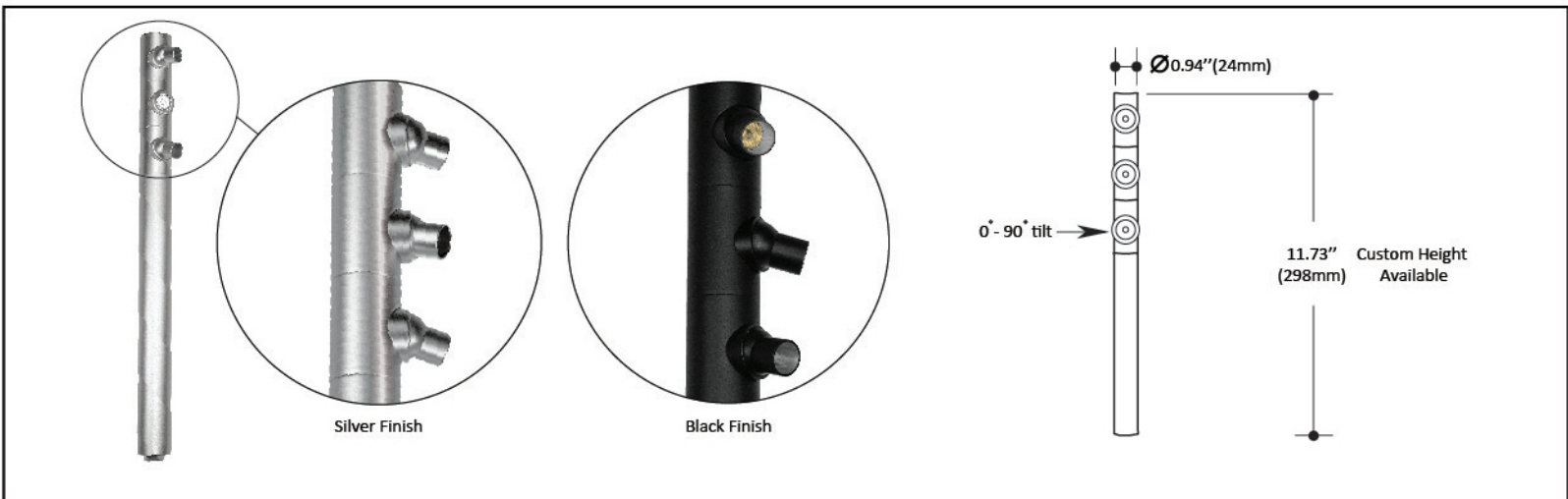


Type	
Project	
Catalog No.	

**IMAGE**



**DESCRIPTION**

- Design brief was to produce an extremely versatile showcase fixture that would ensure illumination of objects in showcases at different heights or levels without requiring many more fixtures to crowd an expensive showcase. Particularly suited to jewellery showcases.
- Zen-Like ultra clean minimalist design.
- Snoot of light heads eliminates any glare.
- Each Light Head module is able to be rotated independent of the others.
- Each light head may be rotated 360° and ±25° up or down for maximum utility.
- Entire fixture may be rotated 350°.
- High colour accuracy of 90+ CRI.
- 3W total with 330 lumens of illumination.
- Fixed stem height of 12" (300mm) or Custom stem heights available up to a maximum of 20" (510mm).
- Custom finishes available.
- cULus Listed.

**APPLICATIONS**

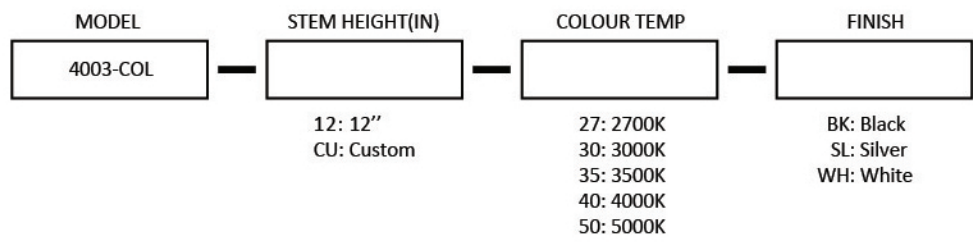
- Showcase Lighting
- Retail Displays
- Exhibit Lighting

**SPECIFICATIONS**

Input Voltage	Remote driver 110 VAC in 350mA out
Wattage	3W
Colour Temp	2700K / 3000K / 3500K / 4000K / 5000K
Lumen Output	330Lm
CRI	>90
Beam Angle	30°
Power Factor	0.93
Lamp Life	>50,000 hours
Environment	IP20
Certification	cULus
Warranty	5 years if driver supplied by Revlite

\* Product specifications subject to change without notice.

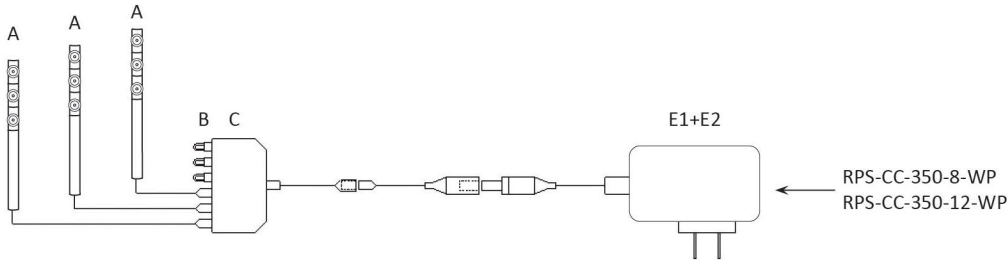
**ORDERING INSTRUCTIONS**



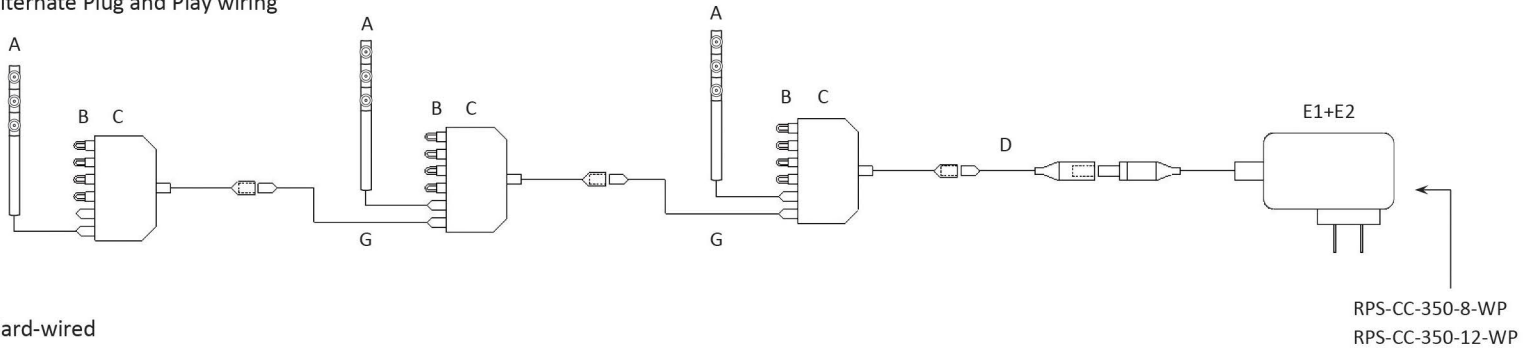
Example: 4003-COL-12-30-BK = 4003-COL, stem height 12 inches, 3000K, black finish

**WIRING DIAGRAM - For reference purposes only. Not for installation. Not to scale.**

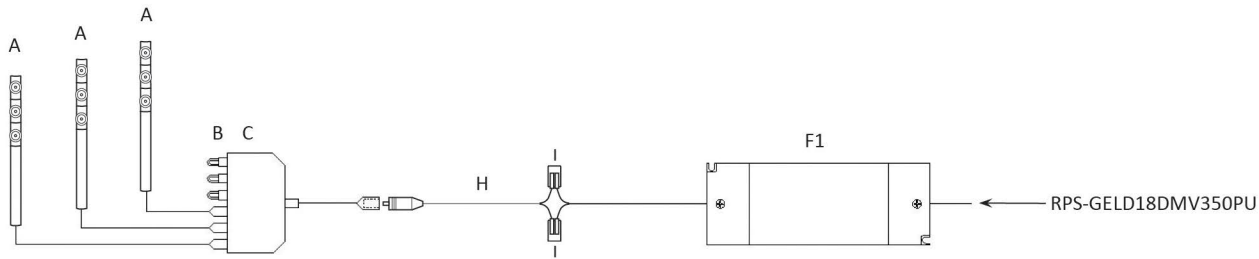
Plug and Play wiring



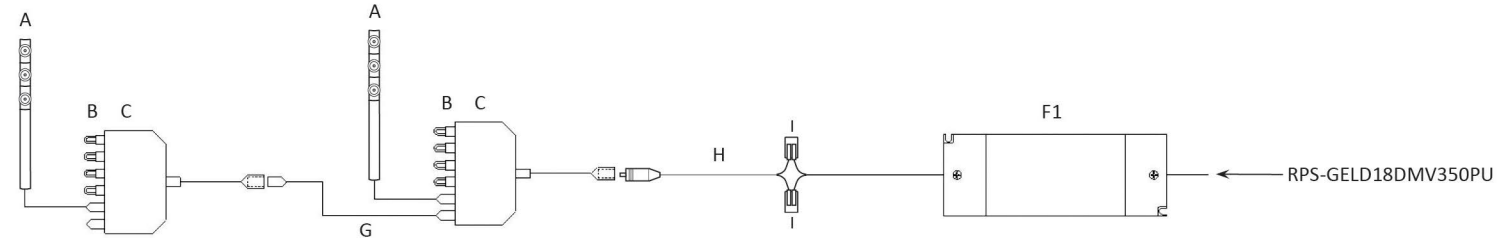
Alternate Plug and Play wiring



Hard-wired



Alternate Hard-wired



Max wiring distance between power supply and fixture is 20 feet. Up to six fixtures can be wired to a single distribution box (CC-6SP-500).

<b>A</b>	Reed Series - COL	<b>F1</b>	RPS-GELD18DMV350PU, Constant Current Power Supply-Hardwire (Min. # fixtures = 1, Max. # fixtures = 16)
<b>B</b>	CC-6SP-JP (Jumper)	<b>G</b>	CC-1000-2, Constant Current extension cables in 1M, 1.5M & 2M CC-1500-2, CC-2000-2
<b>C</b>	CC-6SP-500 (5 jumpers included)	<b>H</b>	CC-100-01M, 4" Constant Current Male with pigtail
<b>D</b>	CC-AD00-2, 4" adapter cable. Male DC converter plug to male constant current	<b>I</b>	221-412, Wire Clamp
<b>E1</b>	RPS-CC-350-8-WP, Constant Current Power Supply- Plug n Play (Max. # fixtures = 7)		
<b>E2</b>	RPS-CC-350-12-WP, Constant Current Power Supply- Plug n Play (Max. # fixtures=10)		