

Create a Tea Leaf block and turn it into a pin cushion!

Tea Leaf Pin Cushion

Finished Size approximately 6" SQUARE

CUTTING REQUIREMENTS

This is all you'll need:

Description	Qty	Size
Tea Leaf Background	4	5" squares
Tea Leaf Overlays	8	5" squares

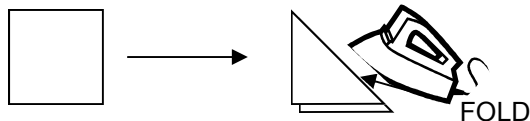


Tea Leaf Background

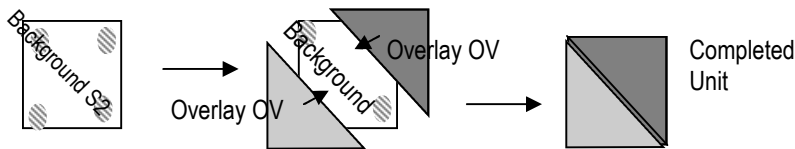
Tea Leaf Overlay

EASY INSTRUCTIONS:

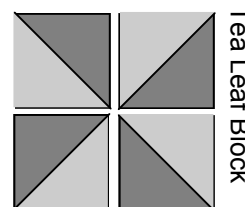
1. Iron the OVERLAYS in half diagonally as shown.



2. Dab a little Lapel Stick™ on each corner of your background square. Place ironed Overlays over Background square (aligning outside edges) as shown. Repeat to make 4 of these units.

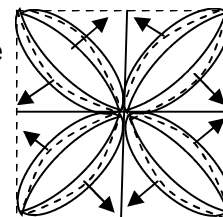


3. Before sewing, lay out each background/overlay unit and design your Tea Leaf block as shown. The Tea Leaf Block resembles a pinwheel block before you turn the folded edges of the overlays back! Sew units together following the layout at right using 1/4" seams and press **all seams open**. Use standard 1/4" seam allowance.

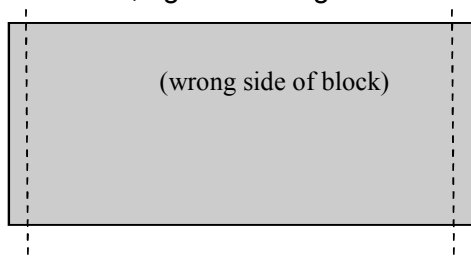


4. Fold the overlays over and back toward corners. Do not over-fold to distort the block. Topstitch these curves in place by starting in the center and revealing one "leaf" at a time - continue to complete all of the leaves as shown.

Fold over edges to reveal "leaves"!

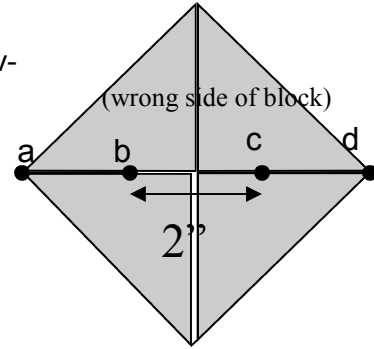


5. Fold Block in half, right sides together. Sew across ends.



Tea Leaf Pin Cushion

6. Bring the side seams that you just completed together so that all seams meet in the center. Sew from a to b and then from c to d, leaving a 2" opening in the center as shown. Turn right sides out, stuff with polyester fiberfill. Starting from the center, hand sew the opening shut. You may add a funky button on either side to dress your pin cushion up!



ENJOY!

If you liked making this pattern, you may want to try:
Tea Leaf Tabletop #PQD-170
Tea Leaf Totes #PQD-171
And NEW Tea Leaf Bedroom Suite #PQD-177!



This pattern has been provided to you by:

Poorhouse Quilt Designs
2A Bartlett Road
Derry, NH 03038
(603)890-1295

info@poorhousequilt designs.com
www.poorhousequilt designs.com



Copyright © 2011 Kristine D. Poor. All Rights Reserved.
Designed by Kristine D. Poor. This pattern has been reprinted with permission from Poorhouse Quilt Designs. It is intended for consumer's personal use and may not be used for any commercial purposes.