



CREM[®]
A Welbilt Brand

Espresso revolution



EX3
Modular by design

EX3

Modular by design

Espresso revolution

The brand new Crem espresso machine -EX3- has been thoroughly and carefully designed. Not only from a technical point of view, but also taking into account a 360 project approach, which has eventually lead us to a new concept line within the Crem espresso manual portfolio.

The EX3 is an attractive and extremely versatile professional espresso machine. Featuring a smart design concept, It can be easily customized -and manufactured- through the combination of a wide range of different options, both external (number of groups, colours and finishings, lighting, etc.) and technical. Thus, the EX3 is aimed to suit any kind of business with an espresso demand, whether it is a small café or a big coffee shop chain.

Ergonomics and user experience have been also key on this project. Following Crem espresso standards of performance, the EX3 features CREM highly tested technologies in order to deliver a superior in cup quality.

EX3 has been awarded by the IF DESIGN AWARDS 2020



In short

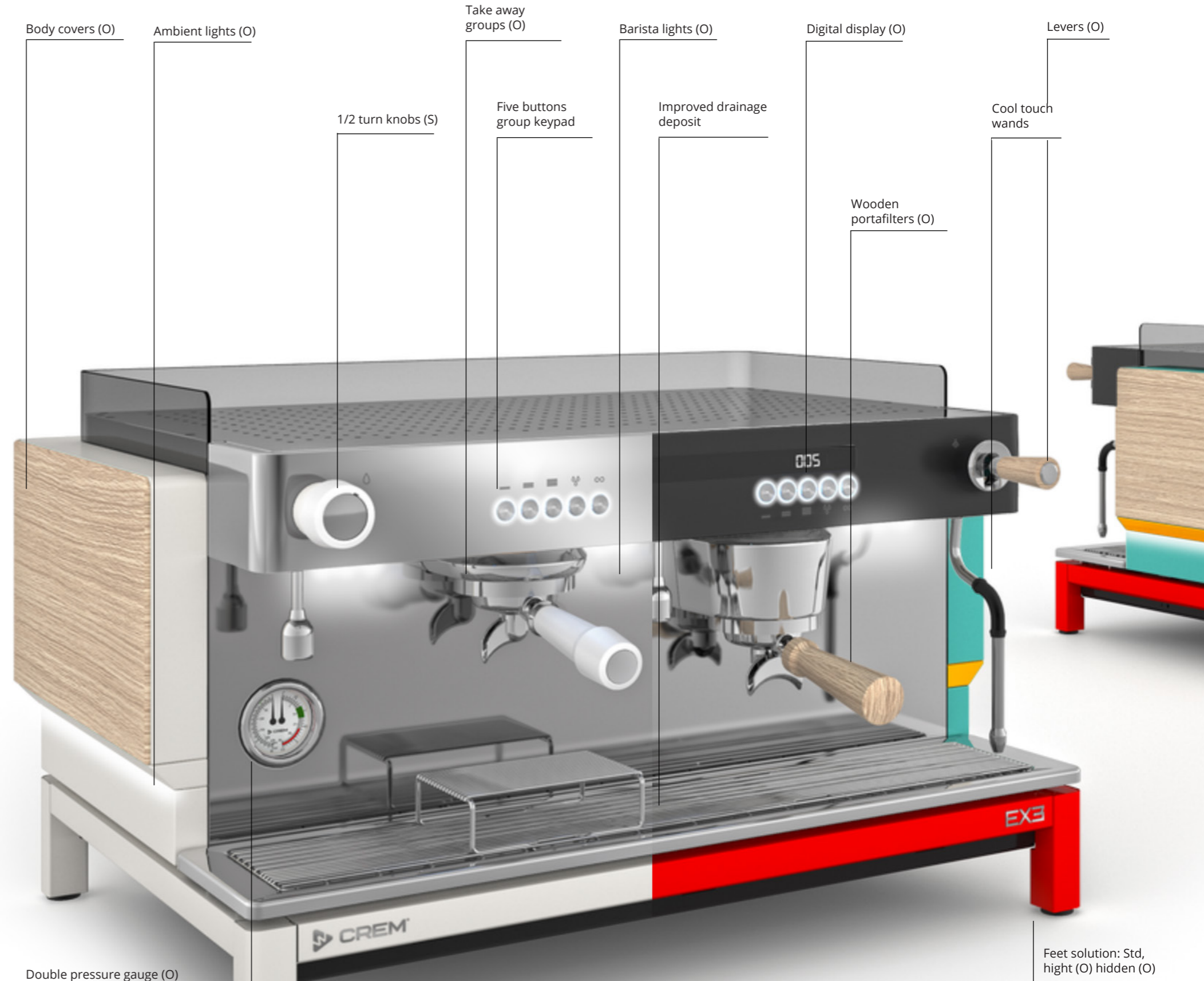
- Optimized but stylized design line
- Wide range of External and Technical Customization Options
- Crem highly tested hydraulics, including:
 - 1/2 rotatory knobs
 - Cool touch wands
 - Improved drainage deposit
- Ease-of-servicing

Features

- MODULARITY. Thanks to its modular design, the EX3 is more than flexible and it can meet any kind of need and/or business. From the Mini 1group version to the 3 group.
- CONTEMPORARY. Stylized design lines for a new concept of espresso machines.
- ERGONOMICS. Every element and detail has been designed taking into account usability and barista experience.
- COMPACT. The EX3 features improved proportions and balanced dimensions, optimizing every component to make it both attractive for baristas and for service tasks
- CUSTOMIZABLE. Through a wide range of options and extras:
 - Keypad: Control or Display (PID controlled)
 - Group height: Standard or Take Away (High group)
 - Pressure gauge: Standard or double.
 - Steam / HW Controls & Levers: knobs or levers in black, white or wooden (oak, walnut) finishings. Extra wand (except Mini 1GR)
 - Colours: wide range of colour and combinations available.
 - Body covers: oak, walnut, brushed aluminium
 - Barista lights.



Crafted For Every Taste



Standard versions



COMING SOON

MINI 1GR CONTROL



COMING SOON

MINI 2GR CONTROL



2GR CONTROL



COMING SOON

3GR CONTROL

Crafted For Every Taste

Options and extras

Keypad



Group height



Pressure gauge



Steam / HW Controls & Levers:



Colours



(Available only for top panel and feet+trim)

Body covers



Barista lights



Top front

Main Panel

Chamfer

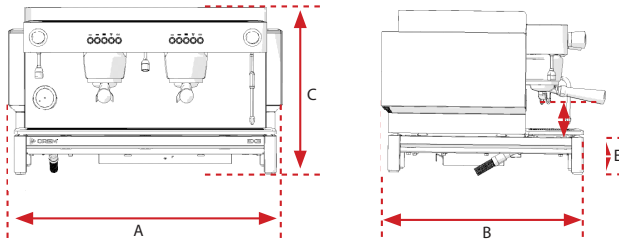
Feet+trim



More options and extras coming soon. Please check **EX3 PRODUCT CONFIGURATOR** to preview available options

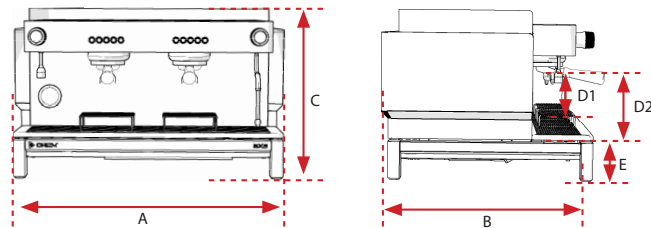
Specifications EX3 2GR

Standard



Dimension	Standard
A	770 mm
B	575 mm
C	460 mm
D	74 mm
E	125 mm

Takeaway



Dimension	Takeaway
A	770 mm
B	575 mm
C	460 mm
D1	84 mm
D2	124 mm
E	125 mm

Options & Extras

- Keypad: Control or Display (PID controlled)
- Group height: Standard or Take Away (High group)
- Pressure gauge; Standard or double.
- Steam / HW Controls & Levers: knobs or levers in black, white or wooden (oak, walnut) finishings. Extra wand (except Mini 1GR)
- Colours: wide range of colour and combinations available.
- Body covers: oak, walnut, brushed aluminium
- Barista lights.



Please check **EX3 PRODUCT CONFIGURATOR** to preview available options

Technical specifications

COMPLIANCE: CB

INSTALLATION

NOTE: Please refer to the User Manual and the Technical Manual.



Model	EX3 2GR
Height	460 mm (+50 mm tall feet option)
Depth	580 mm
Width	770 mm
Weight	60 Kg
Boilers	1
Boiler Volume (Litre)	11.5
Boiler Pressure (Bar)	0.8 to 1.2 bar
Steam / Hot Water Tap	2 / 1 auto
Noise Level	< 70 db
Power ratings	1N ~ 220-240V, 3050W