

brother
at your side



Sewing Embroidery
& Crafting Products



Mechanical Sewing Machine

Traditional metal chassis sewing machines featuring utility and decorative stitches. Ideal for dress making and basic alterations.



JA1450NT

- 14 stitch patterns
- 1 x 4 steps button hole
- Automatic needle threader
- Quick set bobbin
- LED sewing light



LED lighting for easy viewing



Quick set bobbin



Easy Threading System

GS2500

- 25 stitch patterns
- 1 x 4 steps button hole
- Automatic needle threader
- Quick set bobbin
- LED sewing light



AS2730S

- 27 stitch patterns
- 1 x 1 step button hole
- Automatic needle threader
- Quick set bobbin
- LED sewing light

LX27NT

- 27 built-in stitches
- 1 step button hole
- Built-in needle threader
- Quick set bobbin



Innov-ís A series

THE NEW INNOV-ÍS A SERIES

Sewing Machines by brother,
They're like nothing you've ever sewn.



A16

- 16 stitch patterns
- 3 x 1 step button hole
- Advance needle threading
- Speed control selection



A80

- 80 stitch patterns
- 8 x 1 step button hole
- Advance needle threading
- Speed control selection
- Twin needle selection mode



A150

- 150 stitch patterns
- 10 x 1 step button hole
- Advance needle threading
- Speed control selection
- Mirror imaging
- Repeated / Single sewing



FS101

- 100 stitch patterns & 1 lettering style
- 8 x 1 step button hole
- F.A.S.T bobbin winder
- Automatic needle threader
- Speed control selection
- LED sewing light

Discover the *magical* world of sewing
Innov-ís Design Series

F420

- 140 stitch patterns & 5 lettering style
- 10 x 1 step button hole
- F.A.S.T bobbin winder
- Automatic needle threader
- Speed control selection
- LED Sewing Light



Hello Kitty Theme Embroidery & Sewing Machine

Hello Kitty



Hello Kitty



NV180K

- Sewing & embroidery machine with 134 built-in embroidery patterns and 181 sewing stitches
- 54 exclusive Hello Kitty embroidery patterns
- Colour LCD with touch panel

Easy to use for your creativity

Functions



Automatic Needle Threading
Follow the guide and thread the needle with just a finger.

Easy Threading System




Drop in Bobbin
Simply install the bobbin and pass the thread in the direction of the arrow. Pull up the bobbin thread and you're ready. It couldn't be easier!

Easy Bobbin Winder

What the thread around the bobbin 5 or 6 times and pass the thread through the guide slit in the bobbin winder seat. Now you're ready to press the start button!

Support Your Creativity



Various Stitches
Choose from 181 utility, decorative and satin stitches. Plus, select from 10 one-step buttonholes styles to make sewing exciting and fun.



Embroidery Editing Function
Easily combine designs or letters and edit on-screen. Ability to drag and drop embroidery designs for easy positioning and editing.

134

Embroidery patterns are built-in including 54 Kitty patterns!

"Hello Kitty" Embroidery Patterns




Combination Patterns



181

Sewing stitches are built-in.

Sewing Stitches



Good Things COME IN Threes

SEWING | EMBROIDERY | QUILTING

NV180D

- 125 built-in embroidery patterns, including 45 designs featuring Disney characters
- 181 sewing stitches
- High quality performance with compact size
- 3.7" colour LCD touch screen
- USB port for USB flash drive

Advanced Needle Threading System

With the press of a lever, the thread is pulled through the eye of the needle! Makes it easy on your eyes and fingers.

Embroidery Area

Maximum embroidery field of 4" x 4" to embellish your creations. Includes one 4" x 4" embroidery frame.



Smooth Sewing

The longer J foot and feed dogs help improve sewing. Fabric contact is increased, making for smooth feeding and more consistent stitching.

Large Workspace

Large 6.2" x 4.1" work area makes sewing easier.

Colour Touch Screen Display

Enjoy an easy-to-use, 3.7" colour LCD touch screen display to manage all your sewing, embroidery and quilting functions. Plus, access the on-screen reference guide for built-in help instructions which make it easy to learn the machine.



Built-in Stitches, Embroidery Designs and Fonts

Expand your creativity with 181 built-in sewing stitches, 125 built-in embroidery designs, including 45 Disney characters, 140 frame pattern combinations, 10 embroidery lettering fonts and 4 sewing lettering fonts.



Design Combination

Easily combine designs or letters and edit on-screen.



Embroidery Pattern Drag & Drop

Ability to drag and drop embroidery designs for easy positioning and editing.



My Custom Stitch Feature - Brother Exclusive

Create personalised sewing stitches and save for future use.



USB Port

Easily import designs from your USB memory stick.



Font Editing

Edit built-in fonts on screen, change thread colour and configuration of a pattern, plus more.



Super-Bright LED-Lit Work Area

Brighten up any project under the needle with the super bright LED-lit work area.



Included Hard Case

Protect your machine or easily take it on the go!



Disney is in our DNA

Add the magic of Disney to your creations! Choose from the 45 built-in Disney embroidery designs





The compact Sewing and Embroidery Machine

NV180

- 80 built-in embroidery patterns
- 181 sewing stitches
- High quality performance with compact size
- 3.7" colour LCD touch screen
- USB port for USB flash drive



NV2600

- 138 embroidery design & 11 fonts
- 232 stitch patterns & 5 lettering style
- 10 x 1 step button hole
- Automatic needle threader / cutter
- Embroidery area up to 16cm x 26cm



Overlocker with Differential Feed

2104D

- F.A.S.T. lower looper threading system
- Narrow hemming, rolled hemming and ribbon lock
- LED sewing light



Standard Stitch Selection



Optional Accessories



Taping (Elastic) Foot
To attach tapes and elastic to stretch fabrics



Pearls and Sequins Foot
To attach pearls and sequins to fabric



Piping Foot
To attach piping between two layers of fabric



Gathering Foot
For gathering and sewing in one operation



Blind Stitch



Flat Lock



Pin Tucks

Coverstitch Machine

Discover the next level of creativity

The essential tools for a professional finish and awe-inspiring creations

CV3550

- Large working space
- Free arm
- Vertical needle
- LED sewing light



Embellish your projects with new top cover stitches

Ideal for all types and weights of fabric, the machine creates professional hems, chain stitch and decorative stitching with ease.



Optional Accessories

Extension Wide Table

For better fabric measuring and handling during sewing and quilting



12/22/40 Color Embroidery Thread

Brother embroidery threads have been designed specifically for your machine. Use of the proper Brother embroidery thread will ensure the best possible results for your machine embroidery.



Multi Thread Stand

Allows easy access to frequently used thread colours.

Place your threads in the proper colour sequence for your next embroidery, quilting or sewing project.

Optional Feet for General Sewing



Concealed Zipper Foot



Piping Foot



Stitch in the Ditch Foot



Open Toe Foot



Open Toe Walking Foot



Build on your Creativity

innov-is XV

- Automatic fabric sensor system
- 773 embroidery design & 22 fonts
- 726 stitch patterns & 5 lettering style
- 15 x 1 step button hole
- Automatic needle threader / cutter
- Embroidery area up to 24cm x 36cm

Innovative features for professional-looking results



Professional Embroidery Machines

VR

- Single needle professional machine
- LED needle position pointer
- Up to 1,000 stitches per minute
- 7" LCD touch screen
- 20 embroidery fonts
- Embroidery area up to 20cm x 20cm



Bright LCD Screen

- Intuitive 7" LCD display
- Starts up 250% faster than conventional Brother machines
- 405 built-in embroidery designs
- 20 fonts plus Japanese characters (Hiragana/Katakana)
- On-screen tutorials on how to operate the machine



Convenient 4-spool Thread Stand

The mechanism holds the subsequent threads, allowing quick thread changes.



Automatic Needle Threading Feature

The most difficult needle threading process can be performed effortlessly using the Automatic Needle Threading feature.



Safety Features that Provide a Peace of Mind

An error message will be displayed on the monitor when the embroidery size is larger than the frame. Furthermore, the needle is prevented from hitting the frame, providing safety assurance to the users. The machine is equipped with an automatic frame detection feature for all 16 (8 types) embroidery frames.



High Operating Efficiency

Low vibration even while embroidering at speeds up to 1000spm; allowing efficient work progression.

Discover the best kept secret in embroidery.



PR670E


- 6 needle professional machine
- LED needle position pointer
- Up to 1,000 stitches per minute
- 10.1" LCD touch screen
- 37 built-in fonts
- Embroidery area up to 20cm x 30cm



Create sophisticated embellishments with ease.

Large embroidery area (300 x 200 mm)

The large embroidery area and variety of included and optional frames gives you the flexibility to create a multitude of projects from jackets and t-shirts to socks and baby clothes.



Professional Sewing Machines

Where Function Meets Innovation

PR1050X

- 10 needle professional machine
- Digital camera needle positioning
- Up to 1,000 stitches per minute
- 10.1" LCD touch screen
- 37 embroidery fonts
- Embroidery area up to 20cm x 36cm

Create professional embroidery results with limitless possibilities.



Creative Tote Bags



Artistic Badges



One-of-its-kind Shoes



Custom-made Caps

One Machine, Limitless Possibilities.



Unique Handkerchiefs



Personalised Shirts



Standout smartphone cases

Accessories of PR & VR series

An extensive range of accessories is available to built on your skills, whether it's for fun or business. Combine various accessories to suit any number of jobs, all with a single PR Series unit.



Wide Cap frame

Embroidery caps effortlessly with our cap frame and driver sets.

Embroidery size: 130mm x 60mm (5" x 2.4") and 360mm x 60mm (14" x 2.4")



New Clamp frame M

Easiest framing – click and snap
Strong holding power, with no hoop burn
Ideal for personalizing totes

Embroidery size: 100mm x 100mm (4" x 4")



Clamp frame kits 1 & 2

The clamp frame kits are ideal for adding embroidery to shoes, inner jacket pockets, cuffs, gloves and much more.

Clamp frame size 45 x 24 mm



Round frame kit

The round frame kit includes 3 frames:

- Small 100 mm
- Medium 130 mm
- Large 160 mm



Sleeve frame

Not only for jacket sleeves and trousers, but for kid's clothes too!

Embroidery size: 70mm x 200mm (3" x 8")



Border frame 300 x 100 mm


Embroider beautiful continuous designs and borders. Ideal for a wide range of projects from fashion to furnishings. The usage of the wide table is recommended.



Machine stand

This mobile stand securely holds VR/PR series machines and provides ample storage for accessories and threads.

PE#DESIGN 11



Personal Embroidery & Sewing Digitizing Software

(Full Software: PEDESIGN11 | Upgrade from PE-DESIGN10)

- 130 built-in fonts
- Over 1,000 built-in designs
- Updated thread chart
- More powerful quilting function
(Automatically remove background, decorative fill patterns, echo quilting and more)

New creative possibilities

ScanNCut DX SDX1200

- Wireless LAN & Connection via tablet
- 1,303 built-in designs & 17 fonts
- 12" X 24" Scanning and cutting area
- SVG, PES and PHC data readability



Welcome to a whole new world of innovation

The new ScanNCut DX SDX1200 is not just a hobby machine, we've equipped it to be perfect for small business use too. Robust and packed full of incredible features, it allows you to explore a world of design at home and at work.



Never stop creating

Expand your creative possibilities with the optional Roll Feeder. Great for creating longer designs for home décor, or shop windows. Or high volume cutting of repeat jobs like stickers or logos.



Matt-less loading for Roll Stickers*

With the roll feeder function, you can now load and cut rolled sticker material without the need for a mat.

* Additional purchase of roll feeder necessary. CanvasWorkspace (PC version) is necessary to be installed when you use Roll Feeder function

Half cut stickers

When the roll feeder function is selected, ScanNCut DX will automatically select the half cut feature. Just another handy feature to help you create with ease!



Optional Accessories

- Rhinestone starter kit
- Printer sticker kit with lamination
- Mini printable sticker
- Stamp starter kit
- Deep cut blade holder
- Deep cut blade
- Standard mat
- Low tack adhesive mat
- Scanning mat
- Stencil sheet



Free Software

ScanNCut

Canvas

Creativity
With No Limits.



1 Log in from a Web browser from anywhere and at any time.



2 Easily manage original projects (designs that you have created or edited) on the Web Server



3 Add built-in patterns or your favourite patterns, and then arrange them any way you like.



4 Download the created project to a USB flash drive to transfer the data to ScanNCut



5 Import your project to ScanNCut to cut out or draw the designs.

brother
at your side

www.brother.com.sg

