

Innov-is XV

brother
at your side



Innov-is XV

Unleash your creativity.

- 10.1" High-resolution IPS LCD touch screen
- Advanced intelligent camera eye system
- Super-large embroidery area (9½ x 14", 240 x 360mm)
- 11¼" (285mm) long arm



Beautiful embroidery made easy



Innovative features for professional-looking results

You're serious about sewing – and now, with the Innov-is XV, you can invest in your talent. Everything's easier, faster and more intuitive than ever. See exactly where the needle will drop. Convert scanned images to embroidery data in just a few seconds. Add stippling embroidery where you like. This is the machine on which you'll perfect your skills.

Features that will bring out the professional in you:

- Large 10.1" high-resolution IPS LCD touch screen
- Improved intelligent camera eye system for even easier embroidery positioning
- New line-art recognition system – simply draw your design on paper, scan into the Innov-is XV and embroider your design
- High-precision embroidery – best ever embroidery quality
- Scan and stippling function – create and sew intricate stippling patterns from your own drawings with image scan by the built-in camera or from the built-in templates.

New high-resolution screen

The Innov-is XV comes with a new 10.1" high-resolution touch screen that makes editing your embroidery so much easier. There's also an improved user interface, with better on-screen design-editing features.

Along with a new, even faster processor, we've added a super-large embroidery area for maximum convenience.




- 10.1" high-resolution IPS LCD touch screen with improved user interface
- Ultra-high-speed processor, faster and more powerful than the last-generation machines
- Improved on-screen design-editing functions
- Super large embroidery area (9½ x 14", 240 x 360mm)
- Improved high-resolution intelligent camera eye system for easier embroidery positioning.



A new intelligent camera-eye system means better embroidery positioning. Thanks to the LED pointer, you can see exactly where the needle will drop. You'll get an accurate on-screen preview before you start embroidering. And the magnified view of the needle position lets you see your work in detail.

- Magnification provides clear view of hard-to-see details
- Scanning projects in the hoop and displaying them on the large screen makes it easy to position embroidery designs and see a preview before you start to embroider. This is ideal for when you need to position patterns on neck lines or in complex quilt squares. Patterns can be re-sized, edited and the angle adjusted as required to suit the garment or project you are working on
- High-speed embroidery – up to 1,050 stitches per minute
- LED pointer shows you exactly where the needle will drop.



Truly professional sewing

New sewing features give you consistent stitch length, laser-straight lines and uniform edge stitching. Tie-off stitches at the touch of a button, feed denims and silks with ease and customise your stitching directly onto the screen.



Professional sewing features:

- **Lock stitch key** – at the touch of a button, tie-off stitches can be sewn at the beginning and end of the stitch. When pressing the lock stitch key while sewing a decorative stitch, the machine will stop automatically after completing the motif.
- **ICAPS** – helps to ensure consistent stitch length on all fabric thicknesses by keeping the presser foot pressure consistent, regardless of fabric thickness.
- **Edge sewing sensor** – detects the edge of fabric to ensure uniform stitching at the desired distance from the edge of the fabric, even on curves.
- **Laser line guide** – next-generation laser-line guide system projects a perfect straight line onto your fabric. Simply guide your fabric along the line for straight sewing. Ideal for hems, piecing, pin tucking or cording.
- **Direct dual-drive** – this advanced foot allows you to feed an array of fabrics such as denims or silks with ease. The motor-driven dual-drive foot can be directly adjusted from the touch screen to accommodate different fabrics.
- **Ultrasonic pen** – works with sensors in the Innov-is XV to set the straight stitch needle position, to set the start and end point for your stitches and can also be used to adjust the width of zigzag and decorative stitches.
- **My custom stitch** – allows you to create your own stitch designs directly onto the LCD touch screen. Includes more than 40 built-in stitch templates.



Being great just got easier

With the amazing new features on the Innov-is XV, we've made it easier than ever to sew and embroider like a pro. Now you can create larger designs, thread the needle at the touch of a button and send embroidery designs directly from your PC or USB memory stick... and much more.



Features and functions



Ultra-bright feature lighting

The ultra-bright LED lighting gives a crisp, bright natural light, so you can see colours and stitch details, no matter what your lighting conditions. The lighting brightness is fully adjustable so you can set it at a level to suit you and your environment.



Dual-feed

Direct dual-feed for thin or layered fabrics. Includes two changeable feet:

- Standard dual-feed foot
- Couching dual-feed foot.




Central controls

Handy central controls help make sewing simpler. Touch buttons provide fingertip control of machine functions.




Slide speed control

Adjust the speed from slow to fast. This can also be set to alter stitch width whilst sewing.



Automatic electronic needle threading


Threading the needle is so simple, at the touch of a button.



Extra large 10.1" colour touch screen

Simply touch the large, clear wide-angle screen to:

- Edit on-screen embroidery
- Customise your settings
- Change to any one of the 13 built-in languages
- View clock
- View on-screen video tutorials and built-in help guides that recommend the perfect settings for your sewing
- and much more...



11¼" (285mm) long arm

Create even larger projects with the extra-large sewing space, ideal for quilting projects.



Knee lift

Free up your hands using this knee lift to raise/lower the presser foot. Ideal when working on larger projects such as quilts.



Extra large embroidery area (9½ x 14", 240 x 360mm)

Create extra large embroidery designs with no need to re-hoop.



Quick-set bobbin

Just drop in a full bobbin and be ready to sew immediately.



Independent bobbin winding

A dedicated bobbin winding motor enables new bobbins to be wound even while you continue to sew.



USB ports

Connect a USB device such as a memory stick or a card reader/writer.



SFDS – Square Feed Drive System

Square Feed Drive System provides super-smooth fabric feeding for superior stitch quality.



Side cutter

Create the perfectly cut edges of an overlocker with the side cutter. Cut overcast and fabric edges simultaneously. Get creative with measured and finished straight or zigzag fabric edges.



Thread colour indicator

Multi-coloured LED light helps to see the colour of the thread that is needed for the embroidery design.



Line art recognition

Prepare to be amazed. An inspiring new feature on the Innov-is XV is its ability to recognise line art. That means you can automatically create beautiful embroidery from hand-drawn designs, such as graffiti, pattern templates or even your signature.

You simply use pen and paper to draw the outline, then put the paper on the scanning frame. The camera scans and recognises it. It's then automatically turned into embroidery data on the Innov-is XV.

You can also trace graphics with a pen to create running embroidery just like free-motion quilting. The Innov-is XV will convert a scanned image to data in seconds.

Free-motion quilting normally takes lots of practice, but we've made it foolproof.

Stippling

With the Innov-is XV, you can easily add stippling embroidery wherever you like. You'll achieve uniform results (unlike free-motion stippling, which relies on having a good technique).

Simply hoop the fabric and choose the area where you want the stippling effect to appear. Select the stippling stitch and watch as your chosen area automatically fills with your stippling pattern.

With the Innov-is XV, you'll enjoy professional results every time.





11_{inch}

Innov-is XV

My Design Center

My Design Center allows you to create your own embroidery designs quickly and easily, directly on the Innov-is XV touch screen.

This powerful and unique feature allows you to create your own embroidery designs from clip art image files or draw directly on the large touch screen.

Colour Shuffling

The enhanced Colour Shuffling function makes it easy to choose new colour schemes for embroidery designs. Select from Random, Gradient, Vivid and Soft styles and a range of colour combinations will be displayed on screen. Simply select your preferred option and embroider the design.

Now you can also choose your preferred starting colour and the Innov-is XV will generate complementary colour combinations based on your favourite colours.

Colour Shuffling



Autopunch

With the autopunch feature, you can now automatically turn scanned images or jpeg clip art into embroidery data.

Simply import a jpeg clip art image with the memory stick, or use the scanning frame to scan an image. The Innov-is XV will recognise the illustration and automatically translate it into embroidery data.

No computer required

Your sewing machine won't need to be hooked up to a computer. It's fast, fun, simple and convenient.

Powerful editing features

The many built-in embroidery designs can be customised to your preferences – combine them, change their size, rotate them, repeat them, add lettering and change colours.





*Hundreds of decorative
and utility stitches
all built-in, including:*

- 5 fonts with a total of 840 alphabetical characters
- Decorative stitches – 573 stitches
- Utility stitches – 149 stitches
- Total – 1,566 stitches

Embroider in style with distinctive designs

The Innov-is XV comes complete with hundreds of built-in patterns with many large and truly distinctive designs, giving you a fantastic range of choice, perfect for any project.



Modern


Beautifully intricate modern designs.

Pet

Create charming pet-inspired projects with these individual animal designs.

New technique

Master special fabric techniques with these distinctive designs.



Vintage


Add beautiful embellishments to your sewing with these popular vintage-inspired designs.

Japanese

Authentic Japanese designs.

Zündt Design

Beautiful designs created for the Innov-is XV by © Zündt Design.



Home furnishings

Add distinctive designs to your home-furnishing projects.

Quilt

Create distinctive quilts with these intricate designs.

Cool

Contemporary designs to add a modern look to your projects.

Optional extras



Multi-function foot controller

Multi-function foot pedal with heel kick and a side pedal. Control up to two additional functions from the foot pedals.

Choose from:

- Thread cutter
- Sewing one stitch
- Reverse stitch
- Needle up/down.

The distance between pedals is adjustable and the side pedal can be used on either the left or right side.



Wide table

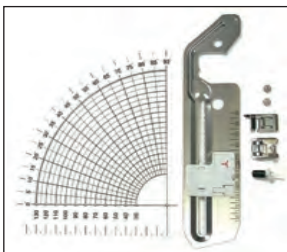
Expand the sewing area with this extra-large extension table. Ideal for large quilting and sewing projects.

The table includes a measurement guide and storage area for your knee lift.



Free-motion grip

Enjoy the freedom of free-motion embroidery. Grip the fabric securely while moving it easily under the needle.



Circular sewing attachment

A great tool for creating circles and arcs with straight, zigzag and decorative stitches.



Border frame 100 x 300 mm

Allows you to embroider continuous patterns and borders.



Ruffler foot

In lightweight fabrics, easily create ruffling or pleats with evenly spaced tucks and gathers. Adjusting the tuck intervals is simplicity itself.



PE-Design 10 software and PE-Design Plus

Brother's range of embroidery design software offers features to suit all, from beginner to advanced users.



Open-toe dual-feed foot

The open-toe dual-feed foot provides all the functions of the dual-feed foot included with the direct dual-feed and is recommended for any application where extra visibility in sewing is desired.

This foot features a large opening for a wide range of left to right needle positions.

For more information, see your dealer or visit www.brothersewing.eu.

Follow [brothersewinguk](https://www.facebook.com/brothersewinguk)



Contact:



brother
at your side

Brother Sewing Machines Europe GmbH UK Branch
Shepley Street, Audenshaw, Manchester M34 5JD
www.brothersewing.eu