

Specifications/

KE-430FX II-O



Application
1 Light materials
3 Medium materials
5 Heavy materials
K Knitted materials

BE-438FX II



KE-430FX II	01	03	05	OK	BE-438FX II
Application	Light materials	Medium materials	Heavy materials	Knitted materials	Button attaching
Lubrication	Semi-dry				
Max. sewing speed	3,200sti/min			2,700sti/min	
Sewing area	Max.40×30mm			Max.6.4×6.4mm	
Dimensions of buttons that can be Sewn	—			Outer diameter of buttons 8-30mm*1	
Stitch length	0.05~12.7mm			0.05~6.4mm	
Feed mechanism	Y-θ intermittent feed mechanism (pulse-motor driven mechanism)				
No. of stitches	Variable (Refer to "Program List" for details on the number of stitches for sewing patterns that are already preset.)				
Max. No. of stitches	5,000 stitches/pattern				
Work clamp lifter	Pulse motor drive system				
Work clamp height / Button clamp height	Max. 17mm			Max. 13mm	
Rotary hook	Shuttle hook (double shuttle hook, optional)				
Digital tension	Standard equipment				
Thread wiper	Standard equipment				
Thread trimmer	Standard equipment				
Thread nipper	-01,-03,-0K:Standard equipment (-05:Option)			Option	
Data storage method	Flash memory (Any sewing pattern can be added using SD card)				
External data storage method	SD card*2				
No. of cycle programs	30 cycle (50 programs for each cycle)				
No. of stored data	89 sewing patterns are set already			64 sewing pattern are set already	
	(Up to 512 patterns can be added. Total number of stitches of stored data which can be added is within 500,000.*3)				
Motor	AC servo motor 550W (Direct Drive)				
Weight	Machine head: Approx. 57kg, Operation panel: Approx.0.4kg Control box: Approx. 9kg				
Power supply	Single-phase 100V/220V, 3-phase 220V/380V/400V 400VA (For single-phase 100V and 3-phase 380V/400V, the trans box is required.)				

*1 Use the optional button clamp L (SA9303101) for diameters of 20 mm or greater.

*2 No guarantees of operation can be given for any media.

*3 The number of sewing patterns and the number of stitches that can be recorded will vary depending on the number of stitches in each sewing pattern.



RoHS
Compliant

KE-430FX II and BE-438FX II are compliant with the RoHS Directive/the restriction of the use of certain hazardous substances in electrical and electronic equipment which came into effect in the EU in July 2006.



Brother has established voluntary environmental standards for products and created the "Brother Green Label". KE-430FX II and BE-438FX II are certified as an environment-conscious sewing machine according to the "Brother Green Label" standard.



Working with you for a better environment
www.brotherearth.com

CHINA	BROTHER MACHINERY SHANGHAI LTD.	http://www.brother.cn/	+86-21-3135-3355
ASIA	BROTHER MACHINERY (ASIA) LTD.	http://www.brother.com.hk/	+852-2777-0010
EUROPE AFRICA, MIDDLE EAST	BROTHER INTERNATIONALE INDUSTRIEMASCHINEN GmbH	http://www.brother-ism.com/	+49-2822-6090
AMERICAS	BROTHER INTERNATIONAL CORPORATION	http://www.brother-usa.com/	+1-908-704-1700



BROTHER INDUSTRIES, LTD.

1-5, Kitajizoyama, Noda-cho, Kariya-shi, Aichi 448-0803, Japan.
Phone: 81-566-95-0088 Fax: 81-566-25-3721 <http://www.brother.com/>

2016.7 I6061112B Vol.1

KE-430FX II

Electronic direct drive lockstitch bar tacker (Short remaining thread spec.)

BE-438FX II

Electronic direct drive lockstitch button sewer (Short remaining thread spec.)

Stable thread tightening and thread trimmer when sewing from light materials to medium materials and heavy materials. They minimize the disposition of thread ends.

- Reduction of disposition of threads ends (short remaining thread)
- Sew-capability enhancement
- Overwhelmingly superior productivity with the world's top-class cycle time
- Digital Tension and Quick Change Device as standard equipment
- Clean sewing with semi-dry type



Quality & Speed

Quality & Speed


Stable thread tightening and thread trimmer when sewing from light materials to medium materials and heavy materials. They minimize the disposition of thread ends.

1 Reduction of Disposition of Thread Ends and Enhanced Sewing Capability can Improve the Quality

Reduction of Disposition of Thread Ends (Short Remaining Thread)

Renewed thread trimmer cuts the thread, realizing short remaining threads. The disposition of thread ends after sewing can be reduced. Also, the thread nipper, equipped as standard*, minimizes thread cast off at sewing start and bird's nest.

*-5 spec.(heavy materials) is not included.



conventional

KE-430FX II

Enhanced Sew-capability for Medium Materials

The brand new thread take-up stroke provides stable thread tightening. So that medium material specification covers heavy material usage.



2 Overwhelmingly Superior Productivity with The World's Top-class Cycle Time

Since a direct drive system is used, the KE-430FX II boasts the world's top-class sewing speed* 3,200sti/min in half shuttle hook sewing machines. Since the work clamp lift amount can be set in two steps, it contributes to enhanced productivity.

*2,700sti/min for BE-438FX II

3 Digital Tension as Standard Equipment

Digital Tension is equipped as standard so you can adjust the tension appropriately for the material being sewn. No more relying on individual feel, changing the thread tension can be added onto the sewing programs.



4 User-friendly Operation Panel

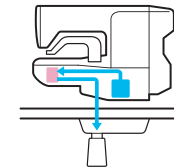
The operation panel is designed to be user-friendly and to improve the ease of operation. Sewing patterns, sewing speed and upper thread tension can be memorized as user programs. Other useful functions such as production counter and lower thread counter are available.



SD card slot
Sewing patterns can be added and copied easily.

5 Clean Sewing with Semi-dry Type

All bar tacker and button attaching models are semi-dry type. They supply constant clean oil only to the shuttle hook, there is no concern of oil staining. The direct drive system, having no belt shavings can keep products clean.



6 Quick Change Device for Easy Work Clamp Change

The work clamp can be easily replaced by loosening the bolt and moving the work clamp arm levers.

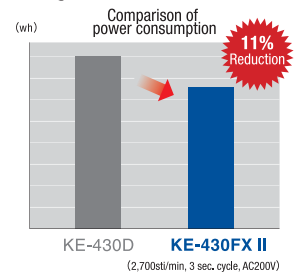


7 Easy Maintenance

The KE-430FX II provides an easy maintenance, thanks to its long life cycle of the grease.

8 High Energy Saving

New Brother-developed motor realizes high energy saving with direct drive system which minimizes loss of power transmission. It exercises strong sewing with less energy.



Sewing Patterns List (KE-430FX II)

The sewing patterns shown below have been preset into the sewing machine and can be selected according to specifications. (Any sewing pattern is available as long as it is within the work clamp and feed plate in size.)

Use the work clamp and feed plate that match the respective sewing pattern selected.

(KE-430FX II)

For medium materials (-03)

No.	Sewing pattern	No. of stitches	Length x Width (mm)	No.	Sewing pattern	No. of stitches	Length x Width (mm)	No.	Sewing pattern	No. of stitches	Length x Width (mm)
8		21	7×2	5		29	10×2	64 ^{*1}		30	16×2
68 ^{*1}		22	7×2	67 ^{*1}		30	10×2	4		31	16×2
20		28	7×2	13		35	10×2	66 ^{*1}		32	16×2
71 ^{*1}		29	7×2	69 ^{*1}		36	10×2	1		42	16×2
21		35	7×2	15		42	10×2	65 ^{*1}		43	16×2
72 ^{*1}		36	7×2	70 ^{*1}		43	10×2	89		90	24×3

For heavy materials (-05)

No.	Sewing pattern	No. of stitches	Length x Width (mm)	No.	Sewing pattern	No. of stitches	Length x Width (mm)	No.	Sewing pattern	No. of stitches	Length x Width (mm)
6		30	16×3	3		35	20×3	17		42	24×3
80 ^{*1}		31	16×3	63		35	20×3	83 ^{*1}		43	24×3
14		35	16×3	79 ^{*1}		36	20×3	18		56	24×3
81 ^{*1}		36	16×3	2		42	20×3	84 ^{*1}		57	24×3
16		43	16×3	62		42	20×3	19		64	24×3
82 ^{*1}		44	16×3	78 ^{*1}		43	20×3	85 ^{*1}		65	24×3

For knitted materials (-0K) and light materials (-01)

No.	Sewing pattern	No. of stitches	Length x Width (mm)	No.	Sewing pattern	No. of stitches	Length x Width (mm)	No.	Sewing pattern	No. of stitches	Length x Width (mm)
22		14	7×2	33 ^{*2}		15	8×2	31 ^{*2}		28	8×2
75 ^{*1}		15	7×2	32 ^{*2}		22	8×2	73		29	8×2
9		21	7×2	77 ^{*1,2}		23	8×2	76 ^{*1,2}		29	8×2
74 ^{*1}		22	7×2	7		28	8×2				

*1 Use with the thread nipper device. *2 The sewing start and sewing end are in the middle pattern

Straight bar tacking

No.	Sewing pattern	No. of stitches	Length x Width (mm)
10		21	10×0.3
11		28	10×0.3
12		28	20×0.3
23		35	25×0.3
24		42	25×0.3
25		45	25×0.3

Vertical zigzag stitching

No.	Sewing pattern	No. of stitches	Length x Width (mm)
44		46	9×15
45		70	9×25

Vertical bar tacking

No.	Sewing pattern	No. of stitches	Length x Width (mm)	No.	Sewing pattern	No. of stitches	Length x Width (mm)
26		28	3×10	41		36	3×16
27		35	3×10	42		44	3×20
40		32	3×16	43		68	3×24

Vertical straight bar tacking

No.	Sewing pattern	No. of stitches	Length x Width (mm)	No.	Sewing pattern	No. of stitches	Length x Width (mm)
28		19	0.3×10	46		27	0.3×20
29		21	0.3×10	47		44	0.3×25
30		28	0.3×10				

Crescent bar tacking

No.	Sewing pattern	No. of stitches	Length x Width (mm)	No.	Sewing pattern	No. of stitches	Length x Width (mm)	No.	Sewing pattern	No. of stitches	Length x Width (mm)
34		35	12×7	36		57	7×12	38		53	7×10
35		58	12×7	37		57	7×12	39		53	7×10

Crossed stitching

No.	Sewing pattern	No. of stitches	Length x Width (mm)
48		70	10×10
49		93	9.6×9.6

Crossed tacking

No.	Sewing pattern	No. of stitches	Length x Width (mm)
50		84	16×16
51		105	30×26

Sewing Patterns List (BE-438FX II)

(KE-430FX II)

L-pattern tacking

No.	Sewing pattern	No. of stitches	Length x Width (mm)	No.	Sewing pattern	No. of stitches	Length x Width (mm)
52		60	11.3×11.2	54		78	15.3×15.2
53		60	11.3×11.2	55		78	15.3×15.2

Circular stitching

No.	Sewing pattern	No. of stitches	Length x Width (mm)	No.	Sewing pattern	No. of stitches	Length x Width (mm)	No.	Sewing pattern	No. of stitches	Length x Width (mm)
56		106	9×9	58		127	9×9	60		114	10×10
57		116	9×9	59		104	10×10	61		124	10×10

For eyelet buttonhole

No.	Sewing pattern	No. of stitches	Length x Width (mm)	No.	Sewing pattern	No. of stitches	Length x Width (mm)	No.	Sewing pattern	No. of stitches	Length x Width (mm)
86		21	6×2	87		28	6×2	88		35	6×2

If you want to sew a sewing pattern other than standard sewing patterns, you can create your original pattern using PS-300B. Consult with your local Brother sales office for details.

Peripheral Equipment and Option

●Sewing data programming software PS-300B

With the KE-430FX II, BE-438FX II sewing can be done using sewing patterns other than preset ones. PS-300B is software for creating sewing patterns on a personal computer.



●Double-pedal foot switch (SA6038101)

The right and left pedals are provided for separated operation functions. This allows even more precise positioning of materials.

When using the Double-pedal foot switch, Conversion Harness Foot SW (SB1565001) is necessary.



The sewing patterns shown below have been preset into the sewing machine. Any sewing pattern can be selected as long as the needle will drop into the holes of the buttons.

When sewing patterns that do not have crossover stitches, the thread is trimmed after sewing of one side is completed, and then the other side is sewn.

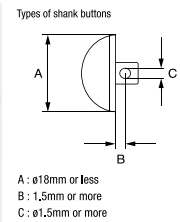
No.	No. of button holes	Sewing pattern	No. of threads	No. of crossover stitches	No. of stitches	Sewing size X × Y (mm)	
1			6	—	12	3.4 × 0	
54 ^{※1}			6	—	12		
2			8	—	14		
55 ^{※1}			8	—	14		
3			10	—	16		
4			12	—	18		
5 ^{※2}			16	—	22		
6 ^{※2}			20	—	26		
56 ^{※1}			6	—	11		0 × 3.4
7 ^{※3}			6	—	12		
23 ^{※3}			10	—	16		
8 ^{※3}			12	—	18		
9 ^{※3}			5-5-5	—	21	2.6 × 2.4	
24 ^{※3}			7-7-7	—	27		
25 ^{※3}			5-5-5	—	21		
26 ^{※3}			7-7-7	—	27		
57 ^{※1}			6-6	1	18		3.4 × 3.4
10			6-6	1	19		
58 ^{※1}			8-8	1	22		
11			8-8	1	23		
12			8-8	3	25		
13			10-10	1	27		
27			12-12	1	31		
14 ^{※4}			6-6	0	24		
36 ^{※5}			6-6	0	24		
28 ^{※4}			8-8	0	28		
37 ^{※5}			8-8	0	28		
15 ^{※4}			10-10	0	32		
38 ^{※5}			10-10	0	32		
29 ^{※4}			12-12	0	36		
39 ^{※5}			12-12	0	36		
59 ^{※1}			6-5	1	17	3.4 × 3.4	
16			6-5	1	18		
60 ^{※1}			8-7	1	21		
17			8-7	1	22		
30			10-9	1	26		
61 ^{※1}			6-6	1	18		
18			6-6	1	19		
62 ^{※1}			8-8	1	22		
19			8-8	1	23		
63 ^{※1}			10-10	1	26		
31			10-10	1	27		
45			12-12	1	31		
20 ^{※4}			6-6	0	24		
40 ^{※5}			6-6	0	24		
32 ^{※4}			8-8	0	28		
41 ^{※5}			8-8	0	28		
33 ^{※4}			10-10	0	32		
42 ^{※5}			10-10	0	32		

No.	No. of button holes	Sewing pattern	No. of threads	No. of crossover stitches	No. of stitches	Sewing size X × Y (mm)
64 ^{※1}			6-6	1	18	3.4 × 3.4
21 ^{※3}			6-6	1	19	
34 ^{※3}			10-10	1	27	
22 ^{※3}			6-6	0	24	2.4 × 3.4
43 ^{※3}			6-6	0	24	
35 ^{※3}			10-10	0	32	
44 ^{※3}			10-10	0	32	
46			6-7	1	19	3.4 × 3.4
47			8-9	1	23	
48			10-11	1	27	
49			12-13	1	31	

*1 Use for buttons with small holes.
 *2 Check that the diameter or the holes in the buttons is 2mm or greater before using the programs.
 *3 Do not use the button lifter spring.
 *4 When sewing of one side is completed, the button clamp rises and the thread is trimmed. To finish sewing, press the foot switch until sewing of the other side starts, or press the foot switch again after sewing of the other side is completed.
 *5 When sewing of one side is completed, the thread will be trimmed without the button clamp rising, and then the other side will be sewn.

Options

●Shank device (SB1563001)



●Shank button

No.	Sewing pattern	No. of threads	No. of stitches	Length x Width (mm)
50		6	12	3.4 × 0
51		8	14	
52		10	16	
53		12	18	

When sewing this program, use a sewing speed of 1,600 st/min or less.