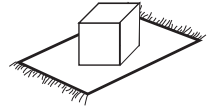


GENERAL NOTE: CAREFULLY REMOVE ALL WRAPPING MATERIALS AND ENSURE ALL PARTS ARE ACCOUNTED FOR. ASSEMBLE ON A CLEAN FLAT SURFACE TO AVOID SCRATCHES. DO NOT DISCARD THE PACKAGING UNTIL ITEM IS FULLY ASSEMBLED.

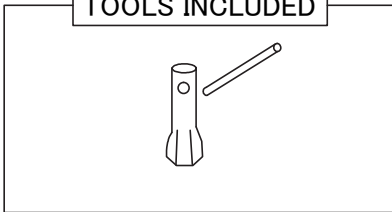


COMPONENTS


ROD DIMENSIONS PER ITEM:

- Tower end table low: 390MM
- Tower end table medium: 490MM
- Tower end table tall: 590MM
- Tower coffee table: the top is fixed on the leg, there is no rod for the coffee table.


TOOLS INCLUDED




HARDWARE



Ax1pc
M8



Bx1pc
M8






Cx1pc

WARNING:

ALWAYS lift from the base when moving. Lifting from the top can result in damage to the table and voids warranty.

DO NOT overturn the threaded rod into the top of the table, this will cause damage and void warranty.

	Ax1pc M8
	Bx1pc M8
	Cx1pc