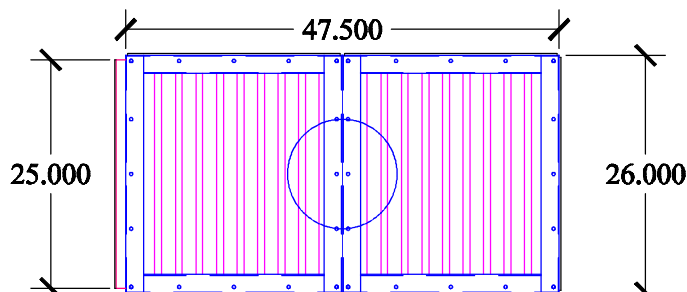
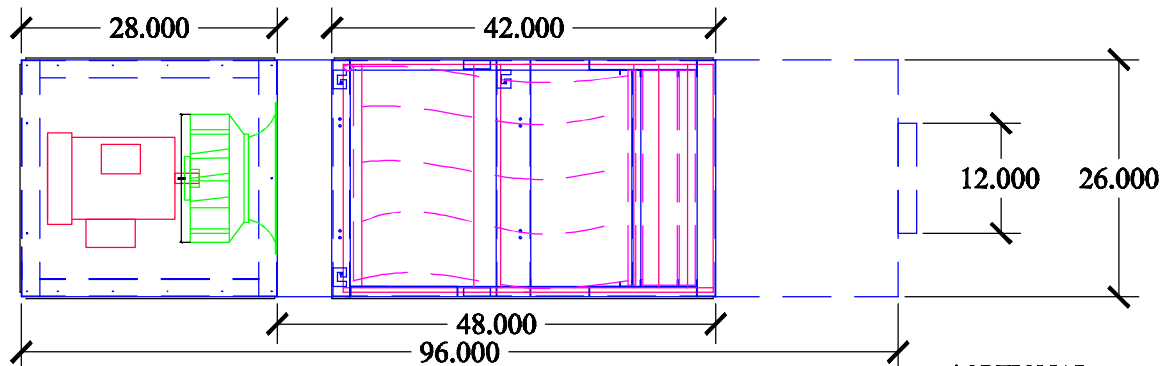


EXHAUST VIEW



INLET VIEW



SIDE VIEW

\*OPTIONAL INLET PLENUM

SHEET TITLE: AZTech M36X2-5 DD

DRWG. NO.: 3625DD-0113007 DRAWN BY: TAA

DATE: 11/30/07 SCALE: NTS

**SPECIFICATIONS:**

- DIMENSIONS:** 26"H X 76" W X 48" D
- MOTOR:** 5 HP, 230/460/3/60, 12.4/6.2 FLA
- CFM:** 4,000 CFM @ 5" W.G.
- ELECTRICAL:** WIRED TO JUNCTION BOX
- BLOWER:** DIRECT DRIVE COMPOSITE BI
- CONSTRUCTION:** 12 & 14 GA POWDER COATED STEEL FRAME. 16 GA STEEL DOORS. 3/16 POLYETHYLENE PANELS. ADJ. COMPRESSION HINGES CAM FILTER AND DOOR LATCHES
- STD. FILTERS:** (2) 4" PLEATED PREFILTER (2) 95% BAG FILTER
- OPTIONAL FILTERS:** (2) 65% BAG FILTER. (4) 26 LB CARBON MODULES (2) 2" MESH PREFILTERS (2) 2" BAFFLED PREFILTERS (2) 4" MIST ELIMINATORS (2) 99.97% HEPA AFTERFILTERS
- OPTIONS:** EYEBOLTS (INSTALLED) SILENCER MAGNAHELIC PRESSURE GAUGE MANOMETER SOURCE CAPTURE PLENUM DUAL DOORS ALL STEEL CONSTRUCTION
- WEIGHT:** 515 LBS. (STD.)
- NOISE:** 83.0 dBA

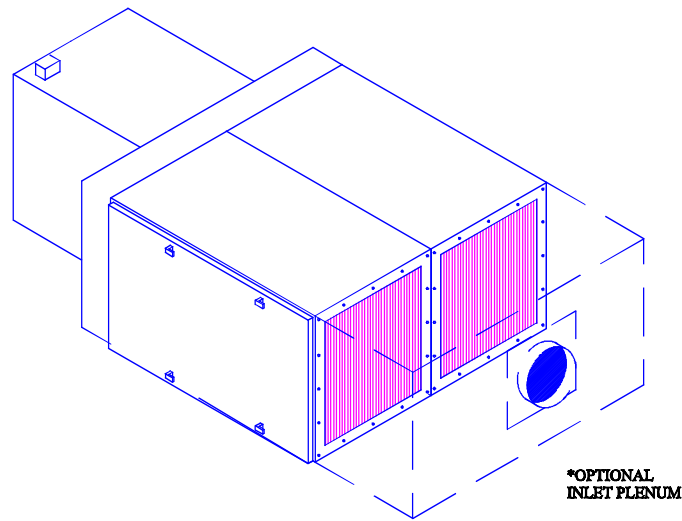
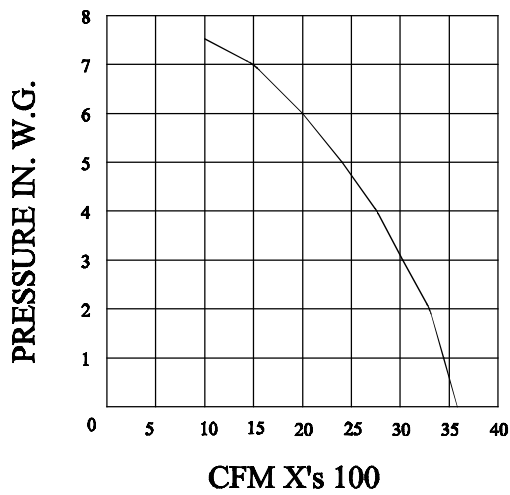
MFG. BY:



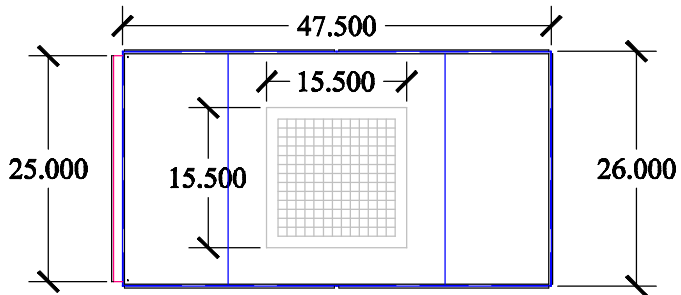
**INDUSTRIAL MAID**

INDUSTRIAL MAID LLC  
 351 S. 12TH RD.  
 CORTLAND, NE 68331  
 Ph. (402) 798-7116  
 Fax (402) 798-7117  
 www.industrial-maid.com

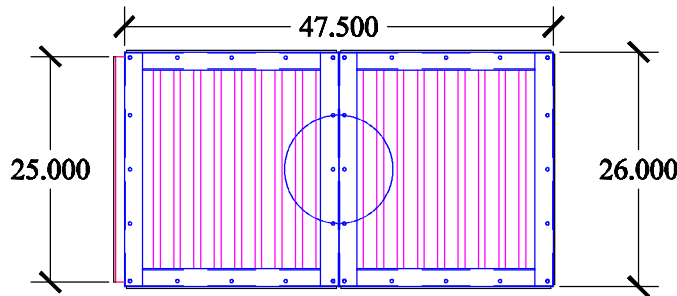
**COPYRIGHT:** This document and the information contained may not be reproduced or distributed without express written consent of INDUSTRIAL MAID. Unauthorized reproduction, disclosure, or manufacturing use are prohibited by copyright law.



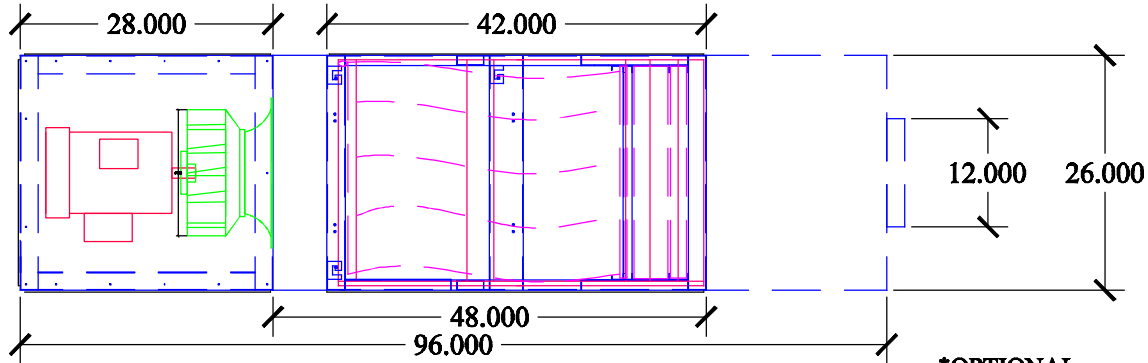
\*OPTIONAL INLET PLENUM



EXHAUST VIEW



INLET VIEW



SIDE VIEW

\*OPTIONAL INLET PLENUM

SHEET TITLE : **AZTech M36X2-3 DD**

DRWG. NO.: 3623DD-0113007 DRAWN BY: TAA

DATE: 11/30/07 SCALE: NTS

**SPECIFICATIONS:**

- DIMENSIONS:** 26"H X 76" W X 48" D
- MOTOR:** 3 HP, 230/460/3/60, 7.6/3.8 FLA
- CFM:** 3,000 CFM @ 3" W.G.
- ELECTRICAL:** WIRED TO JUNCTION BOX
- BLOWER:** DIRECT DRIVE COMPOSITE BI
- CONSTRUCTION:** 12 & 14 GA POWDER COATED STEEL FRAME. 16 GA STEEL DOORS. 3/16 POLYETHYLENE PANELS. ADJ. COMPRESSION HINGES CAM FILTER AND DOOR LATCHES
- STD. FILTERS:** (2) 4" PLEATED PREFILTER  
(2) 95% BAG FILTER
- OPTIONAL FILTERS:** (2) 65% BAG FILTER.  
(4) 26 LB CARBON MODULES  
(2) 2" MESH PREFILTERS  
(2) 2" BAFFLED PREFILTERS  
(2) 4" MIST ELIMINATORS  
(2) 99.97% HEPA AFTERFILTERS
- OPTIONS:** EYEBOLTS (INSTALLED)  
HAZARDOUS LOCATION MOTOR  
SILENCER  
MAGNETIC PRESSURE GAUGE  
MANOMETER  
SOURCE CAPTURE PLENUM  
DUAL DOORS  
ALL STEEL CONSTRUCTION
- WEIGHT:** 502 LBS. (STD.)
- NOISE:** 80.2 dBA

MFG. BY:



**INDUSTRIAL MAID**  
**INDUSTRIAL MAID LLC**  
 351 S. 12TH RD.  
 CORTLAND, NE 68331  
 Ph. (402) 798-7116  
 Fax (402) 798-7117  
 www.industrial-maid.com

**COPYRIGHT:** This document and the information contained may not be reproduced or distributed without express written consent of INDUSTRIAL MAID. Unauthorized reproduction, disclosure, or manufacturing use are prohibited by copyright law.