


INDUSTRIAL AIR CLEANERS T-SERIES

APPLICATIONS:
 Welding Smoke/Fumes
 Oil Mist
 Diesel Smoke
 Grinding Dust
 Wood Dust
 Composite Dust
 Other Nuisance Dust
 Vapors



T7500 with filter saver pads



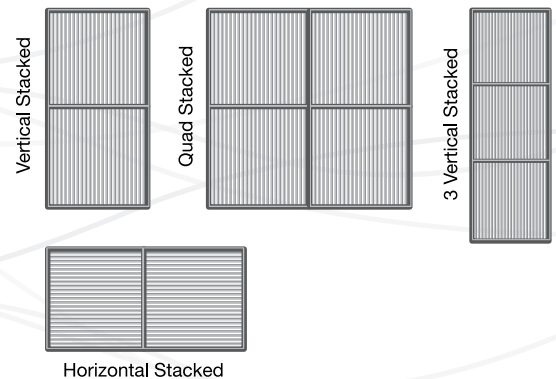
T3000

BREATHE EASY WITH PRACTICAL, ENERGY-EFFICIENT AIR FILTRATION SOLUTIONS FROM INDUSTRIAL MAID

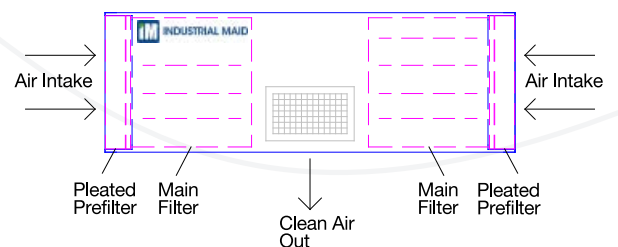
The T-Series Industrial Air Purifiers are designed for fume extraction, welding smoke collection, industrial dust extraction, oil mist filtration and the capture of most airborne nuisance dusts, mist and vapors. These simple effective units have a two stage filtration system; Merv 7 pre-filters and Merv 15 multi-pocket main bag filters. Additional pre-filter options include filter saver pads, spark baffles and a variety of other filter media designed to match the size and type of dust particles.

The interior frame is a rugged powder coated 14 ga. steel. The cabinet shell can be a powder coated steel or an environmentally friendly 3/16" black matte recycled polyethylene plastic.

Available Configurations



T-Style Arrangement



INDUSTRIAL AIR CLEANERS T-SERIES

FEATURES & BENEFITS


T-SERIES:

Features	Benefits
Polyethylene Cabinet Shell	Lightweight/Non-Corrosive
Disposable Filters	Low Cost of Ownership
Simple Installation	Low Installation Cost
T-Shaped Design	Effective Air Patterns
4-Way Adjustable Louvers	Airflow Pattern Control
Multiple Filter Configurations	Efficiency to Fit Application
Filter Saver Poly Pads (Optional)	Saves on Filter Costs
Filter Service Gauge	Indicates Service Interval

STANDARD FILTERS



Pleated Panel Filter



Extended Surface Pocket Filter

SPECIFICATIONS

Model	Motor	Volume (CFM)	Dimensions	Weight	Blower	Filters
2000-C	1/2 HP PSC 115/1/60	2,000	25"H x 48.5"L x 25"D	139 lbs.	10 x 10 Direct Drive	(1) Merv 7, 4" Pleat (1) Merv 15 Bag* (1) Carbon
2500	3/4 HP PSC 115/1/60	2,500	27"H x 66"L x 28"D	170 lbs.	10 x 10 Direct Drive	(1) 2" Poly Pad (1) Merv 7, 4" Pleat (1) Merv 15 Bag*
T3000	3/4 HP PSC 115/1/60	3,000	25"H x 72"L x 25"D	170 lbs.	10 x 10 Direct Drive	(2) Merv 7, 4" Pleat (2) Merv 15 Bags*
T3500	2 HP TEFC 230/460/3/60	3,500	25"H x 72"L x 25"D	190 lbs.	10 x 10 Belt Drive	(2) Merv 7, 4" Pleat (2) Merv 15 Bags*
T4500	3 HP TEFC 230/460/3/60	4,500	25"H x 72"L x 25"D	200 lbs.	10 x 10 Belt Drive	(2) Merv 7, 4" Pleat (2) Merv 15 Bags*
T6000	5 HP TEFC 230/460/3/60	6,000	50"H x 82"L x 25"D	395 lbs.	12 x 12 Belt Drive	(4) Merv 7, 4" Pleat (4) Merv 15 Bags*
T7500	5 HP TEFC 230/460/3/60	7,500	50"H x 82"L x 50"D	680 lbs.	12 x 12 Belt Drive	(8) Merv 7, 4" Pleat (8) Merv 15 Bags*

*Efficiencies based on ASHRAE Test Methods



351 S 12th Road, Cortland, NE 68331
(877) 624-3247 www.industrial-maid.com

Distributed by: