




STRIKERS GOAL PACK

Folding Down




1

Fold the Goal flat removing the poles.




2

Bring opposing corners of the goal together.




3

Twist the corners as you bring the corners together



4

Use the attached band to hold the folded goal together.



IMPORTANT: REVIEW CAREFULLY AND KEEP FOR FUTURE REFERENCE

Developed in the UK by iControl Sport Limited / Football Flick.
Assembled in India.

SAFETY AND CARE:

When not in use, always store the unit in the bag provided in a dry place. Prolonged exposure to sunshine, rain, snow etc. will cause deterioration of the unit.

The Football Flick Hero! Strikers Goal Pack has been designed to be used with standard weight footballs. It has not been designed to be

used with heavier adaptations or any other objects. Do not sit, stand or apply pressure to the unit with any other object other than a standard weight football. Set up should be carried out by an adult. After assembly, regularly check all fastenings are secure.

The Football Flick Hero! Strikers Goal Pack should be used responsibly and under the supervision of adults where children may be using the unit.

Copyright © 2022 Football Flick | All Rights Reserved