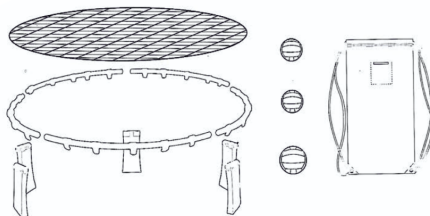




Urban Ping Ball

Ping Ball Includes:

5x Legs
5x Pipe Sections with clips
1x Net
3x Balls (Uninflated)
1x Carry Bag

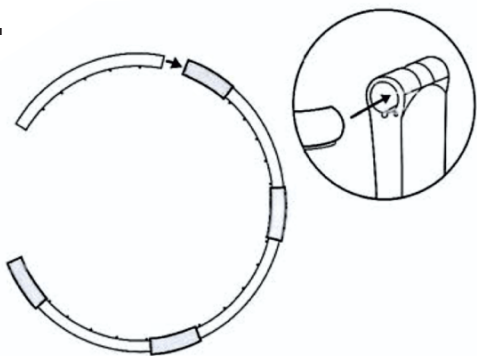


Assembly Instructions

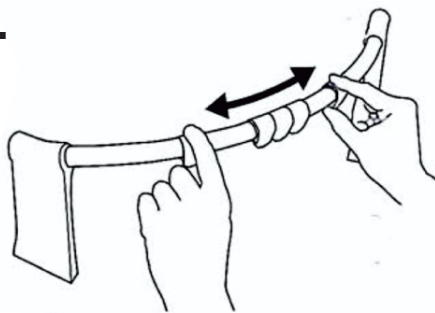
No tools required

1. Insert the five pipe segments into the legs to construct a complete circle. Be sure the hooks on the pipes are facing the ground.
2. Separate each of the five clips on the pipe segments evenly, making sure each clip closest to the legs is placed against the legs.
3. To secure the net wrap it over the pipe and attach the net to the hook underneath working your way around the circular frame.
4. Continue attaching the net around the entire circle until your net is secured to all hooks. Adjust the tension as needed so it fits tightly across the frame so balls bounce off the surface.

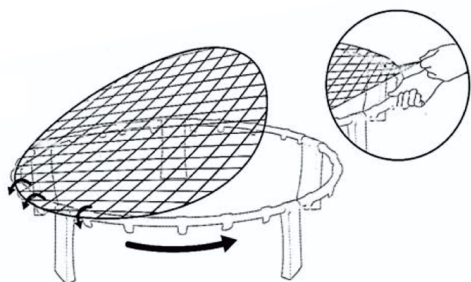
1.



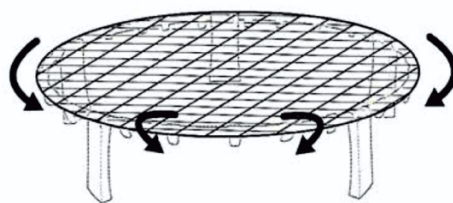
2.



3.



4.




Care Instructions

Do not leave out exposed to the sun to reduce the risk of frame warping. Dismantle the set between games.

Set-Up

Ping ball is a game designed for two or more players. Ping Ball borrows many rules from volleyball with the main difference that instead of a court and assigned shooting position the game focuses on the central rebounder. Once your Ping Ball Rebounder is assembled, choose your team and find a wide open space, preferably on grass or sand and place your rebounder in the centre. Teams should start opposite each other but once play begins players are free to move anywhere to make their play. There are no out-of-bounds so keep your eye on the ball!



Playing the Game:

Serving: To serve, stand several feet apart from the net and hit the ball down into the net to the opposing team. Serves must be returnable, slamming is not permitted on serves.

Volleying: Once the ball is served, the receiving team must return the ball to the net in three hits or less. Players on the same team must alternate hits.

Scoring: Points are only awarded to the serving team. A team scores when the opposing team is unable to return the ball to the net in three hits or less. If the non-serving team wins the turn, it is a sideout (the non-serving team wins the serve and serves next.)

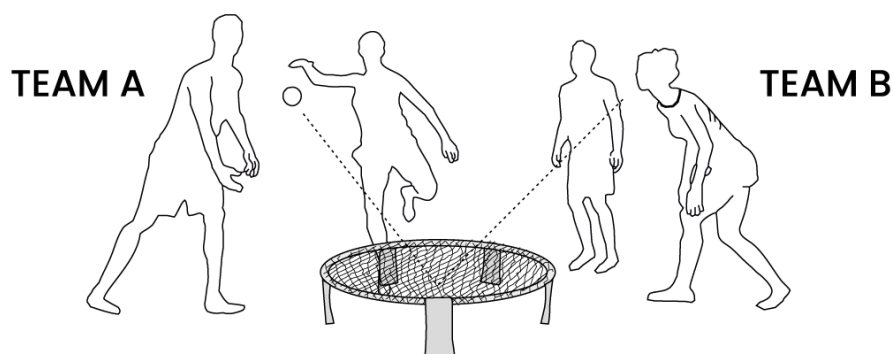
Rules:

Hitting the ball: Ping Ball can be hit, slapped or spiked, but never palmed, double hit or thrown (Volleyball rules.)

Double Bouncing: For a shot to score, the ball must clear the net on its second bounce (a second bounce on a net is a sideout.)

Player Interference: Players are allowed to move freely around the net, but when one team is volleying, the other team must make the effort to give room. Accidental contact that interferes with play would result in the point being played again.

Pipe Hits: If a Ping Ball hits the perimeter pipe around the net, it is a sideout.



IMPORTANT: REVIEW CAREFULLY AND KEEP FOR FUTURE REFERENCE

Developed in the UK by iControl Sport Limited / Football Flick. Assembled in India.

SAFETY AND CARE: When not in use, always store the unit away. Prolonged exposure to sunshine, rain, snow etc. will cause deterioration of the unit. The Football Flick Urban Ping Ball has been designed to be used with the balls provided. It has not been designed to be used with heavier adaptations or any other objects. Set up should be carried out by an adult. Regularly check all fastenings are secure. The Football Flick Urban Ping Ball should be used responsibly and under the supervision of adults where children may be using it.