

Toolally™

You can use this guide with an existing ring to find out your ring size. Use a ring with a similar band width and style to the one (or more) you want to buy.

OPTION 1 - MEASURE USING AN EXISTING RING

STEP ONE

Print this document out to 100% - ensure the page scaling is set to 'none'. You can check it's accurate by measuring the line below. It should be exactly 5cm.

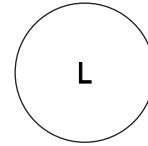
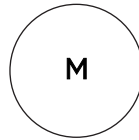
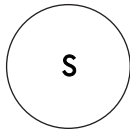
STEP TWO

Match the inside edge of your ring to the circle nearest in size.

STEP THREE

The number that fits best within the circle, is your ring size. If your ideal size falls between two sizes, we recommend sizing up.

5 cm



DIAMETER	16.71 mm	17.93 mm	18.75 mm
CIRCUMFERENCE	52.50 mm	56.33 mm	58.90 mm

OPTION 2 - MEASURE USING STRING

STEP ONE

Take a piece of string and wrap it around your chosen finger.

STEP TWO

Hold the string in place and mark the meeting point with a pen.

STEP THREE

Use a ruler to measure the length of string to the marked point. Refer to the chart above to find your ring size.

If you're having trouble using our ring sizer guide, or would like to get in contact with the team about your ring size, get in touch on customerservice@toolally.com