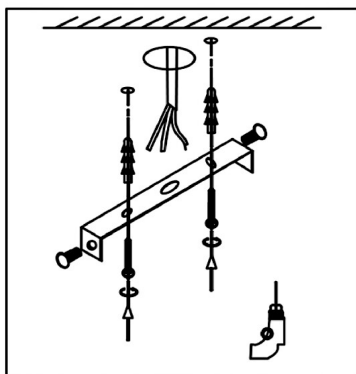


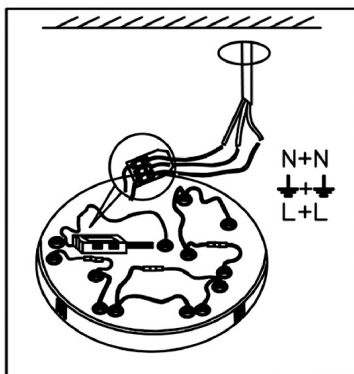
Installation Instructions

SKU: GCL083

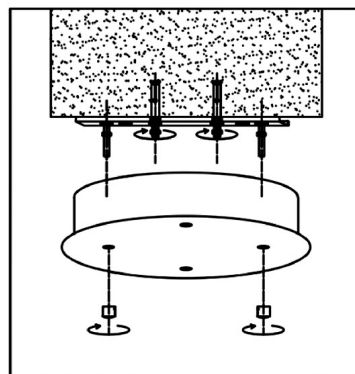
Dear user: Thank you for using this product. Please read the instructions carefully for installation.



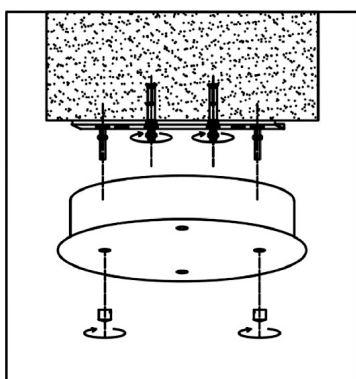
1. Install the hanging plate on the ceiling with wood screws or expansion screws



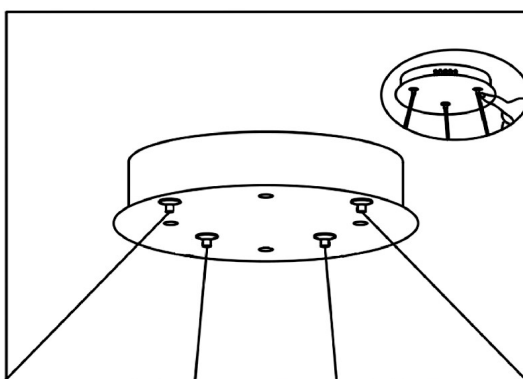
2. Connect the wires of the LED driver to the reserved wires



3. Install the chassis on the ceiling



4. Fix the chassis with the hanging plate nuts



5. Adjust the steel cable length and balance of the lamp body with the adjuster on the chassis



6. Install the bulbs

7. Hang up the glass discs

VAXLAMP