

A. REMOVE 4 SCREWS FIXED CONTROL PANEL



B. DISCONNECT REMOTE CONNECTOR (LITE&SPORT WITHOUT THIS STEP)



C. PUT CONTROL PANEL INTO THE MACHINE



D.REMOVE ROLLING WHEELS



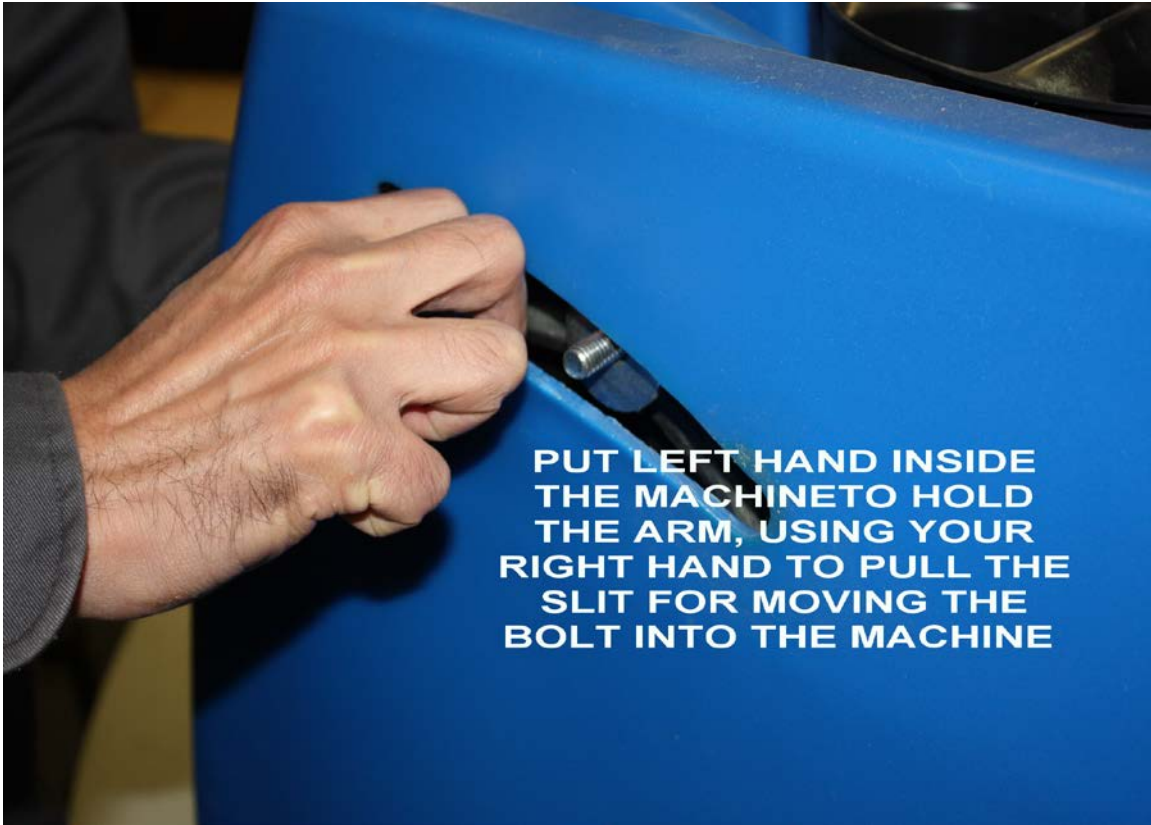
E. REMOVE KNOB & WASHERS



F. REMOVE 12 SCREWS



G.MOVE THE BOLT INTO MACHINE




**PUT LEFT HAND INSIDE
THE MACHINETO HOLD
THE ARM, USING YOUR
RIGHT HAND TO PULL THE
SLIT FOR MOVING THE
BOLT INTO THE MACHINE**



H.REMOVE THE SHELL FOR REPLACING MOTORS OR WHEELS




**LAY SHELL
DOWN ON THE
TABLE**



I.REMOVE THE NUT ON THE END OF MOTOR'S AXLE, THEN TAKE DOWN THE WHEEL



J.REMOVE 2 NUTS FOR FIXING MOTOR ON ARM,THEN TAKE MOTOR DOWN



K.RETRACE THE PRECEDING STEPS TO INSTALL MOTOR & WHEEL