



EPS

Compact, high-power, point source
installation speakers



Corporate &
Public Spaces



Theatres



Bars &
Restaurants




Clubs



Houses of
Worship

NEXO performance for cost-critical installations



For more than 25 years, the groundbreaking NEXO PS Series has enjoyed industry standard status as the point source loudspeaker of choice in high end installations around the world. Now the ePS Series builds on the PS platform to create a new, 'no frills', IP55-rated loudspeaker range that makes legendary NEXO engineering and performance accessible to a wider range of projects.

Proudly manufactured in France, the ePS Series delivers NEXO's trademark musical, high-output, full range sound, with all the versatility that comes with precision coverage, variable HF directivity and a small but flexible range of universal mounting hardware.

Four lightweight point source cabinets partner high-excursion 6, 8, 10 and 12-inch LF drivers respectively with a 1.4" diaphragm HF driver (ePS12/1.7"), with dedicated 12, 15 and 18-inch subs available to extend LF performance.



ePS6

Measuring 365mm high x 198mm wide x 181mm deep and weighing 7.1Kg, the ePS6 combines a high excursion 6-inch LF driver with a 1.4-inch diaphragm HF driver in a trapezoidal cabinet constructed in a closed acoustic design from 15mm baltic birch plywood. Achieving a peak SPL of 125dB with a frequency range of 90Hz to 20kHz, the ePS6 features a rotatable asymmetric horn, convenient rigging points on the cabinet top, bottom and back, and two pairs of In/Out connectors on pitch screw terminal blocks with an IP cover.



ePS8

Measuring 423mm high x 250mm wide x 227mm deep and weighing 8.1Kg, the ePS8 combines a high excursion 8-inch LF driver with a 1.4-inch diaphragm HF driver in a trapezoidal cabinet constructed in a bass-reflex design from 15mm baltic birch plywood. Achieving a peak SPL of 128dB with a frequency range of 80Hz to 20kHz, the ePS8 features a rotatable asymmetric horn, convenient rigging points on the cabinet top, bottom and back, and two pairs of In/Out connectors on pitch screw terminal blocks with an IP cover.



ePS10

Measuring 531mm high x 316mm wide x 285mm deep and weighing 14.8Kg, the ePS10 combines a high excursion 10-inch LF driver with a 1.4-inch diaphragm HF driver in a trapezoidal cabinet constructed in a bass-reflex design from 15mm baltic birch plywood. Achieving a peak SPL of 130dB with a frequency range of 70Hz to 20kHz, the ePS10 features a rotatable asymmetric horn, convenient rigging points on the cabinet top, bottom and back, and two pairs of In/Out connectors on pitch screw terminal blocks with an IP cover.

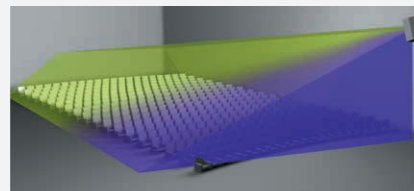
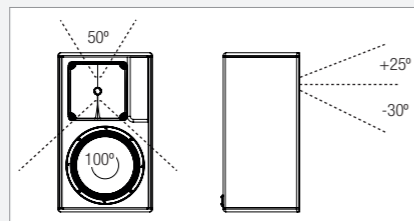


ePS12

Measuring 600mm high x 370mm wide x 317mm deep and weighing 18Kg, the ePS12 combines a high excursion 12-inch LF driver with a 1.7-inch diaphragm HF driver in a trapezoidal cabinet constructed in a bass-reflex design from 15mm baltic birch plywood. Achieving a peak SPL of 133dB with a frequency range of 60Hz to 20kHz, the ePS12 features a rotatable asymmetric horn, convenient rigging points on the cabinet top, bottom and back, and two pairs of In/Out connectors on pitch screw terminal blocks with an IP cover.

Variable HF directivity for perfect venue coverage

A satisfactory audience experience often necessitates compromise between the wide, short throw coverage required by listeners closest to the stage, and the narrow, long throw coverage required by those at the back of the venue. The asymmetrical horns in ePS speakers are engineered such that vertical coverage is narrower above horn axis than below. Easy for the user to rotate, it ensures optimum directivity for any fixed installation.



ePS6, ePS8, ePS10, ePS12 Main Cabinets



Dedicated eLS400, eLS600 and eLS18 Subs



133dB Peak SPL (ePS12)



Variable HF Directivity



Universal Mountings and Accessories



Screw Connectors behind IP Cover



For outdoor use



Ready for any environment

Flexible mounting options and custom RAL colour finishes ensure that ePS loudspeakers fit seamlessly into their surroundings, delivering consistent venue coverage with a minimal visual impact.

ePS cabinets are finished in black structural paint with a UV-resistant acoustic fabric stretched over the protective front grille. White and all other RAL colours are available to order.

An extensive range of cabinet fittings are provided for mounting and rigging hardware. Two M6 with 80mm pitch and one M10 fitting on

the cabinet sides allow connection to U Bracket, bumper or eye bolts.

The back of each speaker is fitted with 3x M6 with 70mm pitch for wallmount in both horizontal and vertical positions.

Connectivity

All four main cabinets and both subs are minimally fitted with a hard-wired strip for connection, offering generic 2 x 7 mm pitch IN/OUT screw connectors. The included IP cover protects the connectors from moisture in outdoor applications.



Dedicated sub bass cabinets

Dedicated eLS400, eLS600 and eLS18 subs extend ePS system LF response down to 45, 40 and 32Hz respectively. The 1 x 12-inch driver-equipped eLS400 is designed to partner the ePS6 and ePS8, while the eLS600 partners the ePS8 and ePS10 and the the eLS18 partners the ePS10 and ePS12. Custom accessories exist to hang ePS cabinets below the subwoofers to create a small footprint wideband system.

eLS subs are IP55 rated.



eLS400

Measuring 365mm high x 423mm wide x 450mm deep and weighing 14.5Kg, the eLS400 sub uses a high excursion 12-inch Neodymium driver in a cabinet constructed in a bass-reflex design. Constructed from 15mm baltic birch plywood, the cabinet is protected by a strong polyurethane based coating and the Magnelis® front grille is covered by a black UV and fire resistant cloth. Achieving a peak SPL of 130dB with a frequency range extending down to 45Hz, the eLS400 features convenient rigging points and two pairs of In/Out connectors on pitch screw terminal blocks with an IP cover.



eLS600

Measuring 423mm high x 531mm wide x 566mm deep and weighing 26.3Kg, the eLS600 sub uses a high excursion 15-inch driver in a cabinet constructed in a bass-reflex design. Constructed from 15mm baltic birch plywood, the cabinet is protected by a strong polyurethane based coating and the Magnelis® front grille is covered by a black UV and fire resistant cloth. Achieving a peak SPL of 136dB with a frequency range extending down to 40Hz, the eLS600 features convenient rigging points and two pairs of In/Out connectors on pitch screw terminal blocks with an IP cover.



eLS18

Measuring 531mm high x 600mm wide x 671mm deep and weighing 41Kg, the eLS18 sub uses a high excursion 18-inch driver in a cabinet constructed in a bass-reflex design. Constructed from 15mm baltic birch plywood, the cabinet is protected by a strong polyurethane based coating and the Magnelis® front grille is covered by a black UV and fire resistant cloth. Achieving a peak SPL of 138dB with a frequency range extending down to 32Hz, the eLS18 features convenient rigging points and two pairs of In/Out connectors on pitch screw terminal blocks with an IP cover.

Power & Processing

NXAMPMK2

With models rated at 4 x 1300 Watts, 4 x 2500 Watts and 4 x 4500 watts, NXAMPMK2 combines advanced signal processing with four state-of-the-art Class D amplifiers to create a flexible, light-weight powering and control solution that's perfect for use with NEXO ePS installations. Easy to set up and quick to deploy, all essential parameters are readily accessible via a large colour touchscreen on the front panel, with a comprehensive range of control and networking facilities on the rear panel. 96KHz converters and 64-bit signal processing combine to assure pristine sound quality.



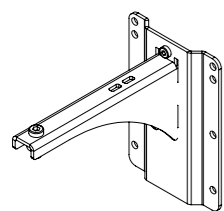
DTD/DTDAMP

Ideal for powering smaller ePS systems, the 4-channel, 1U rack-mounting DTDAMP is available in two versions: 4 x 700 Watts and 4 x 1300 Watts (4 x 4 Ohms). The DTDAMP partners perfectly with the installation version of the DTD Controller to create a compact, lightweight, intelligent powering solution that's easy to configure and use, even by a relatively inexperienced operator.

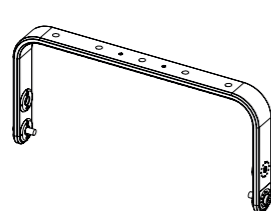


Accessories

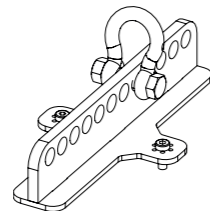
ePS / eLS cabinets can be fitted with a range of NEXO and universal mounting hardware for horizontal and vertical installation.




VNI-WM200
VNI-WM280
VNI-WM330
Wall mounting bracket



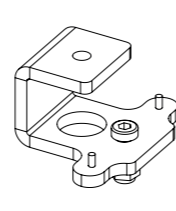
VNU-HBRK365 bracket for ePS6
VNU-HBRK425 bracket for ePS8
VNU-HBRK535 bracket for ePS10
VNU-HBRK600 bracket for ePS12
Horizontal mounting bracket



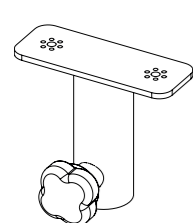
VNU-BUMP
Bumper mount



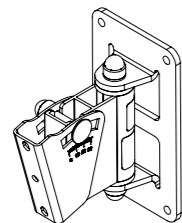
VNI-WMADAPT
Wall mount adapter



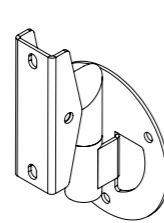
VNI-CLADAPT
Ceiling mount



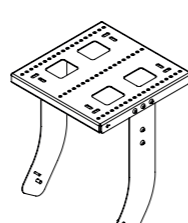
VNU-PLADAPT
Pole mount adaptor



VNI-WM01
VNI-WM01-OU
VNI-WM02
VNI-WM02-OU
Variable angle wall mount



VNI-WB02
Light weight wall mount



VNI-VCPL425 (ePS8 under eLS600)
VNI-HCPL535 (ePS10 under eLS600)
VNI-VCPL365 (ePS6 under eLS400)
VNI-HCPL425 (ePS8 under eLS400)
VNI-HCPL600 (ePS12 under eLS18)
VNI-HCPL535 (ePS10 under eLS600)
eLS and ePS clusters

Specifications

	ePS6	ePS8	ePS10	ePS12	eLS400	eLS600	eLS18
WITH NEXO PROCESSING							
Frequency Response @-6 dB	90 Hz to 20 kHz	80 Hz to 20 kHz	70 Hz to 20 kHz	60 Hz to 20 kHz	45 Hz to 150 Hz	40 Hz to 150 Hz	32 Hz to 150 Hz
Sensitivity 1W@1m	98 dB SPL Nominal	100 dB SPL Nominal	101 dB SPL Nominal	103 dB SPL Nominal	102 dB SPL Nominal	105 dB SPL Nominal	106 dB SPL Nominal
Peak SPL@1m	125 dB	128 dB	130 dB	133 dB	130 dB	136 dB	138 dB
Vertical Dispersion	+25°/-30°						
Horizontal Dispersion	50° to 100° Asymmetrical						
Crossover Frequency	90 Hz, 120 Hz	80 Hz, 120 Hz	70 Hz, 120 Hz	60 Hz, 85 Hz, 120 Hz	45-85 Hz, 45-120 Hz, 45-150 Hz	40-85 Hz, 40-120 Hz, 40-150 Hz	32-85 Hz, 32-120 Hz, 32-150 Hz
Nominal Impedance	8 Ω				6 Ω	4 Ω	8 Ω
Recommended Power	310 to 490 Watts / 8 Ohms	350 to 570 Watts / 8 Ohms	500 to 800 Watts / 8 Ohms	600 to 950 Watts / 8 Ohms	450 to 700 Watts / 6 Ohms (requires a 700 to 1000 Watts / 4 Ohms amplifier)	850 to 1350 Watts / 4 Ohms	1100 to 1750 Watts / 8 Ohms
PRODUCT FEATURES							
Number of ways	2 ways passive						
LF Component	6" 8 Ohms long excursion driver	8" 8 Ohms long excursion neodymium driver	10" 8 Ohms long excursion neodymium driver	12" 8 Ohms long excursion neodymium driver	1 x Neodymium 12" 6 Ohms long excursion	1 x 15" 4 Ohms long excursion	1 x 18" 8 Ohms long excursion
HF Component	1.4" diaphragm 8 Ohms HF driver on an Asymmetrical Dispersion ("PS") horn			1.7" diaphragm 8 Ohms HF driver on an Asymmetrical Dispersion ("PS") horn			
Connectors	2 pairs (In/Out) of 7.62 mm pitch screw terminal blocks (+/- poles)				2 pairs (In/Out) of 7.62 mm pitch screw terminal blocks (+/- poles)		
Compatible cables section	Cables from 0.75 mm ² to 3.3 mm ² (AWG 18 to 12) copper section				Cables from 0.75 mm ² to 3.3 mm ² (AWG 18 to 12) copper section		
Compatible cables outside diameter	Cable with maximum outside diameter of 9 mm			Cable with maximum outside diameter of 11 mm	Cable with maximum outside diameter of 9 mm		Cable with maximum outside diameter of 11 mm
Rigging points	3x M6 - 70 mm pitch rigging points (back) + 2x extra M6 and 1x M10 (top/bot)				4 x pairs of M10 rigging points (two on each side)		
Material	15 mm thick birch plywood body and galvanized grill				15 mm thick birch plywood body and Magnelis® grill		
Finish	Black structural paint (RAL9005 or Custom RAL upon request)				Black structural paint (RAL9005 or Custom RAL upon request)		
Front Finish	UV & Fire resistant acoustic fabric				UV & Fire resistant acoustic fabric		
Height x Width x Depth	365mm x 198mm x 181mm (14.4" x 7.8" x 7.1")	423mm x 250mm x 227mm (16.7" x 9.8" x 8.9")	531mm x 316mm x 285mm (20.9" x 12.4" x 11.2")	600mm x 370mm x 317mm (23.6" x 14.6" x 12.5")	365mm x 423mm x 450mm (14.4" x 16.7" x 17.7")	423mm x 531mm x 566mm (16.7" x 20.9" x 22.3")	531mm x 600mm x 671mm (20.9" x 23.6" x 26.4")
Weight: Net	7.1 kg (15.7 lbs)	8.1 kg (17.9 lbs)	14.8 kg (32.6 lbs)	18 kg (40 lbs)	14.5 kg (32 lbs)	26.3 kg (58 lbs)	41 kg (91 lbs)
Operating temperature range	0°C - 40 °C (32° F - 104° F)				0°C - 40 °C (32° F - 104° F)		
Storage temperature range	-20 °C - 60 °C (-4 ° F - 140° F)				-20 °C - 60 °C (-4 ° F - 140° F)		
IP Rating	IP55				IP55		

	NXAMP4x1mk2	NXAMP4x1mk2	NXAMP4x1mk2	NXAMP4x1mk2	NXAMP4x1mk2	NXAMP4x1mk2	NXAMP4x2mk2
Recommended powering solution	Powered TDcontroller: Up to 4 x ePS6 per channel	Powered TDcontroller: Up to 3 x ePS8 per channel	Powered TDcontroller: 1 x ePS10 per channel	Powered TDcontroller: 1 x ePS12 per channel	Powered TDcontroller: up to 2 x eLS400 per channel	Powered TDcontroller: 1 x eLS600 per channel	Powered TDcontroller: 1 x eLS18 per channel
Optional powering solution	DTDcontroller + DTDAMP4x0.7 : Up to 2 x ePS6 per channel DTDcontroller + DTDAMP4x1.3 : Up to 2 x ePS6 per channel NXAMP4x2mk2 Powered TDcontroller: Up to 4 x ePS6 per channel NXAMP4x4mk2 Powered TDcontroller: Up to 4 x ePS6 per channel	DTDcontroller + DTDAMP4x0.7 : Up to 2 x ePS8 per channel DTDcontroller + DTDAMP4x1.3 : Up to 2 x ePS8 per channel NXAMP4x2mk2 Powered TDcontroller: Up to 4 x ePS8 per channel NXAMP4x4mk2 Powered TDcontroller: Up to 4 x ePS8 per channel	DTDcontroller + DTDAMP4x1.3 : Up to 2 x ePS10 per channel NXAMP4x2mk2 Powered TDcontroller: Up to 4 x ePS10 per channel NXAMP4x4mk2 Powered TDcontroller: Up to 4 x ePS10 per channel	DTDcontroller + DTDAMP4x0.7: 1 x ePS12 per bridged channel DTDcontroller + DTDAMP4x1.3: Up to 2 x ePS12 per channel NXAMP4x2mk2 Powered TDcontroller: Up to 4 x ePS12 per channel NXAMP4x4mk2 Powered TDcontroller: Up to 4 x ePS12 per channel	DTDcontroller + DTDAMP4x0.7 : 1 x eLS400 per channel DTDcontroller + DTDAMP4x1.3 : 1 x eLS400 per channel NXAMP4x2mk2 Powered TDcontroller: up to 3 x eLS400 per channel NXAMP4x4mk2 Powered TDcontroller: up to 3 x eLS400 per channel	DTD + DTDAMP4x1.3: 1 x eLS600 per channel NXAMP4x2mk2 Powered TDcontroller: up to 2 x eLS600 per channel NXAMP4x4mk2 Powered TDcontroller: up to 2 x eLS600 per channel	DTD + DTDAMP4x0.7: 1 x eLS18 per bridged channels DTD + DTDAMP4x1.3: 1 x eLS18 per bridged channels NXAMP4x1mk2 Powered TDcontroller: up to 2 x eLS18 per bridged channel NXAMP4x4mk2 Powered TDcontroller: up to 4 x eLS18 per channel

*Dimensions are within a tolerance of -0 +3 mm



NEXO

Parc d'Activité
du Pré de la Dame Jeanne
B.P.5
60128 Plailly
FRANCE
Tel: +33 (0)3 44 99 00 70
Fax: +33 (0)3 44 99 00 30
E-mail: info@nexo.fr

