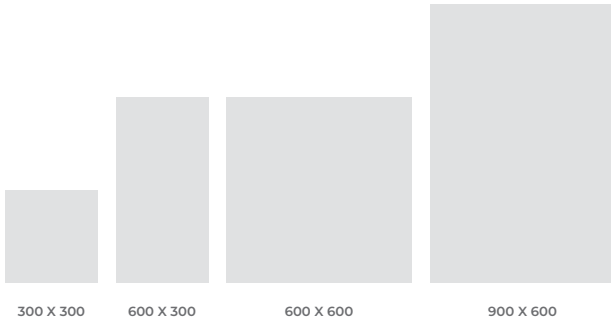




PREMIUM SANDSTONE PAVING

York Green



300 X 300 600 X 300 600 X 600 900 X 600

JOINT WIDTH : 10-15mm

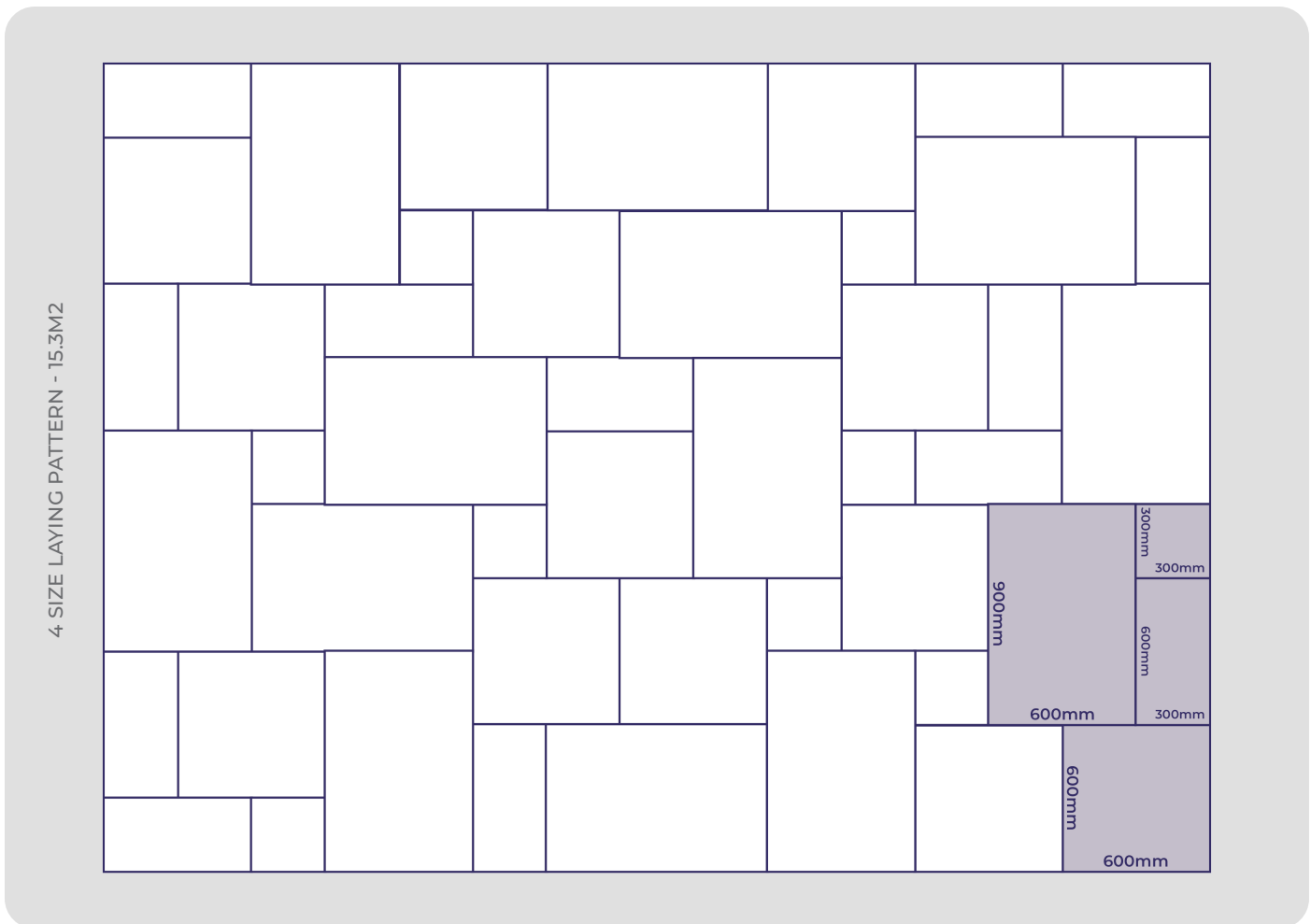
SIZES : Are nominal, with a tolerance of +/-3mm.

COLOURS : Vary in all natural stone products.

EDGE FINISH : Natural

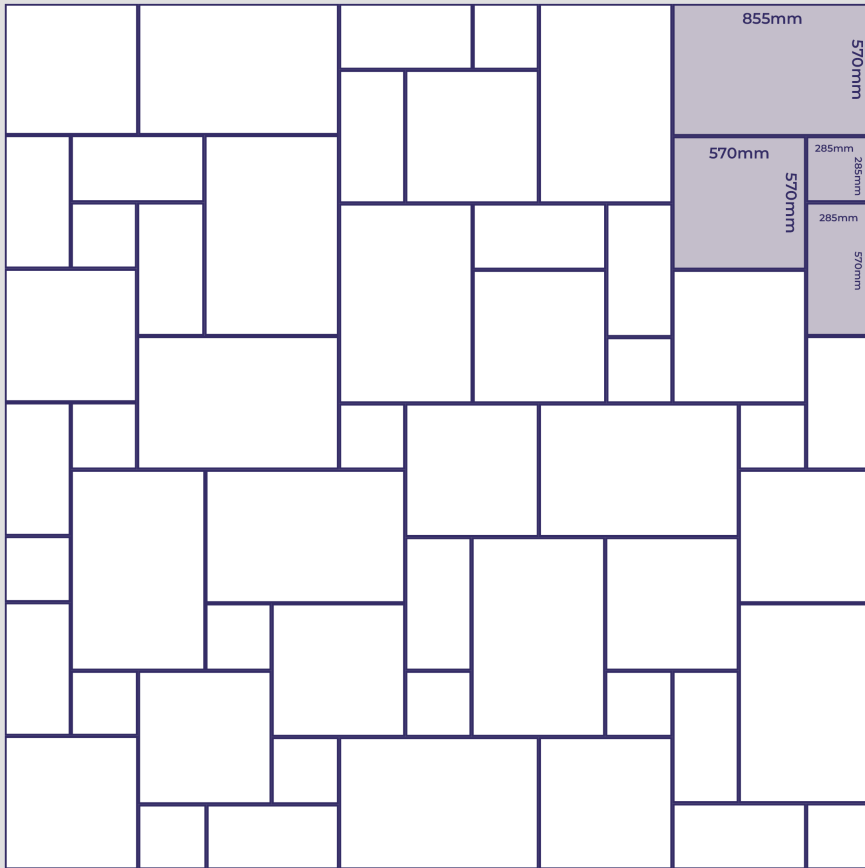
SURFACE FINISH : Natural

LENGTH (MM)	WIDTH (MM)	THICKNESS (MM)	SINGLE SIZE PACK				PROJECT PACK	
			(7.15 M ²)	(14.79 M ²)	(15.2 M ²)	(15.3 M ²)	(15.3 M ²)	(16.89 M ²)
300	300	22	85				9	
300	600	22	85				13	
600	600	22			40		13	
900	600	22		28			13	
285	285	22					16	
285	570	22					17	
570	570	22					17	
855	570	22					15	






4 SIZE LAYING PATTERN - 13.65M2




LAYING PATTERN - 300 X 300






LAYING PATTERN - 600 X 300



LAYING PATTERN - 600 X 600





LAYING PATTERN - 900 X 600

