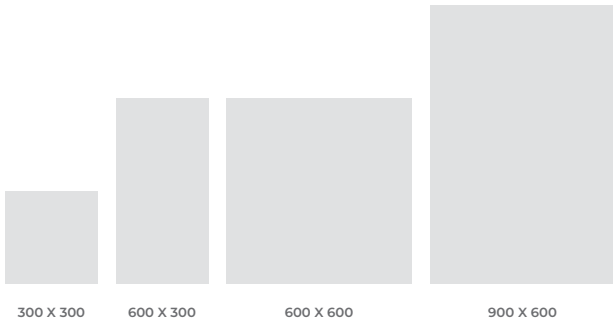




# PREMIUM SANDSTONE PAVING

## Monsoon

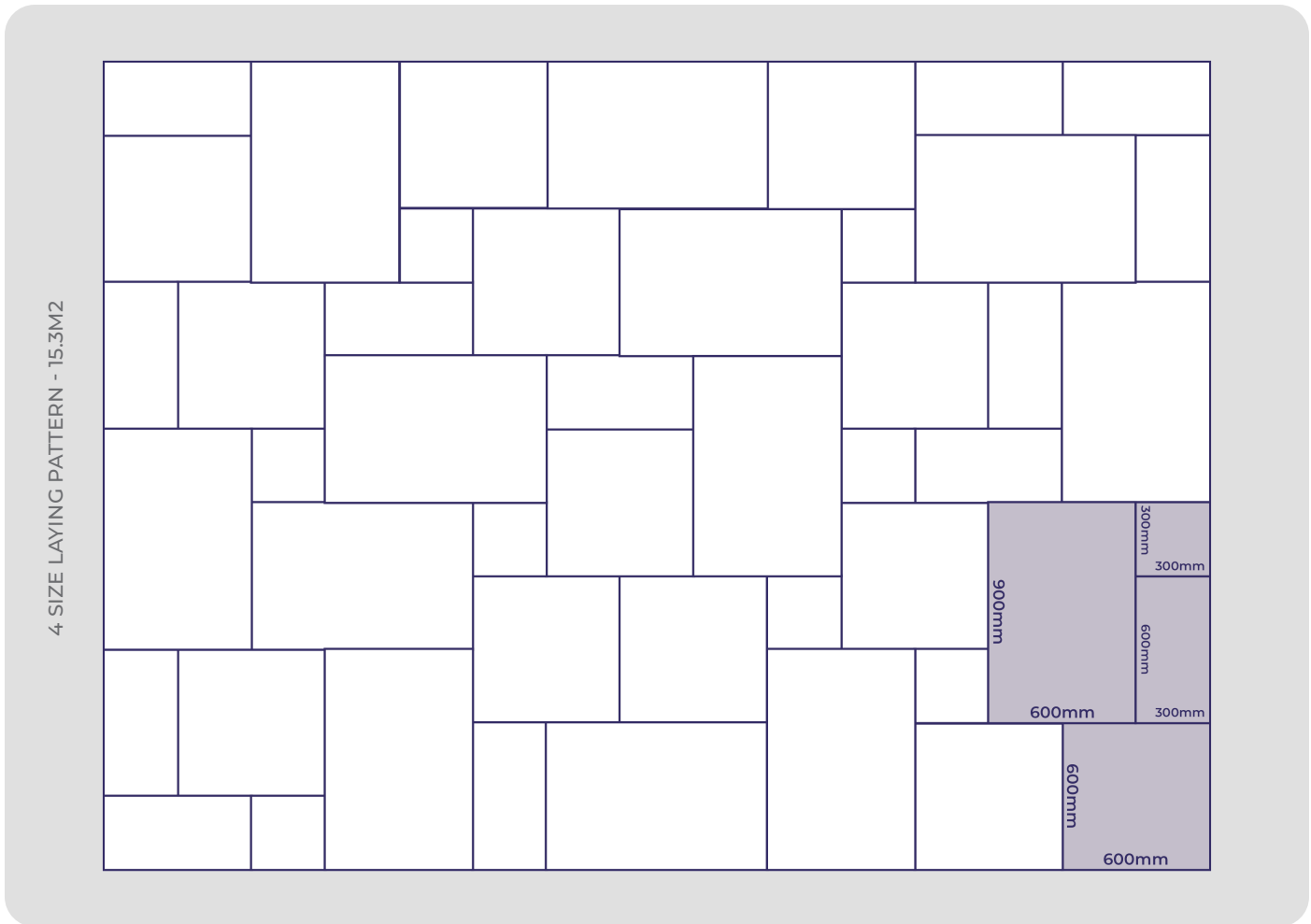


300 X 300      600 X 300      600 X 600      900 X 600

JOINT WIDTH : 10-15mm  
SIZES : Are nominal, with a tolerance of  $\pm 3$ mm.  
COLOURS : Vary in all natural stone products.


EDGE FINISH : Natural  
SURFACE FINISH : Natural

LENGTH (MM)	WIDTH (MM)	THICKNESS (MM)	SINGLE SIZE PACK		PROJECT PACK
			(7.15 M <sup>2</sup> )	(14.79 M <sup>2</sup> )	(15.3 M <sup>2</sup> )
300	300	22	85		9
300	600	22		85	13
600	600	22			40
900	600	22		28	13






LAYING PATTERN - 300 X 300




LAYING PATTERN - 600 X 300





LAYING PATTERN - 600 X 600



LAYING PATTERN - 900 X 600

