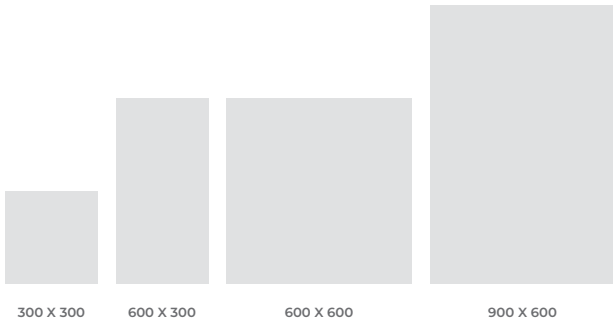




PREMIUM SANDSTONE PAVING

Modak Rose

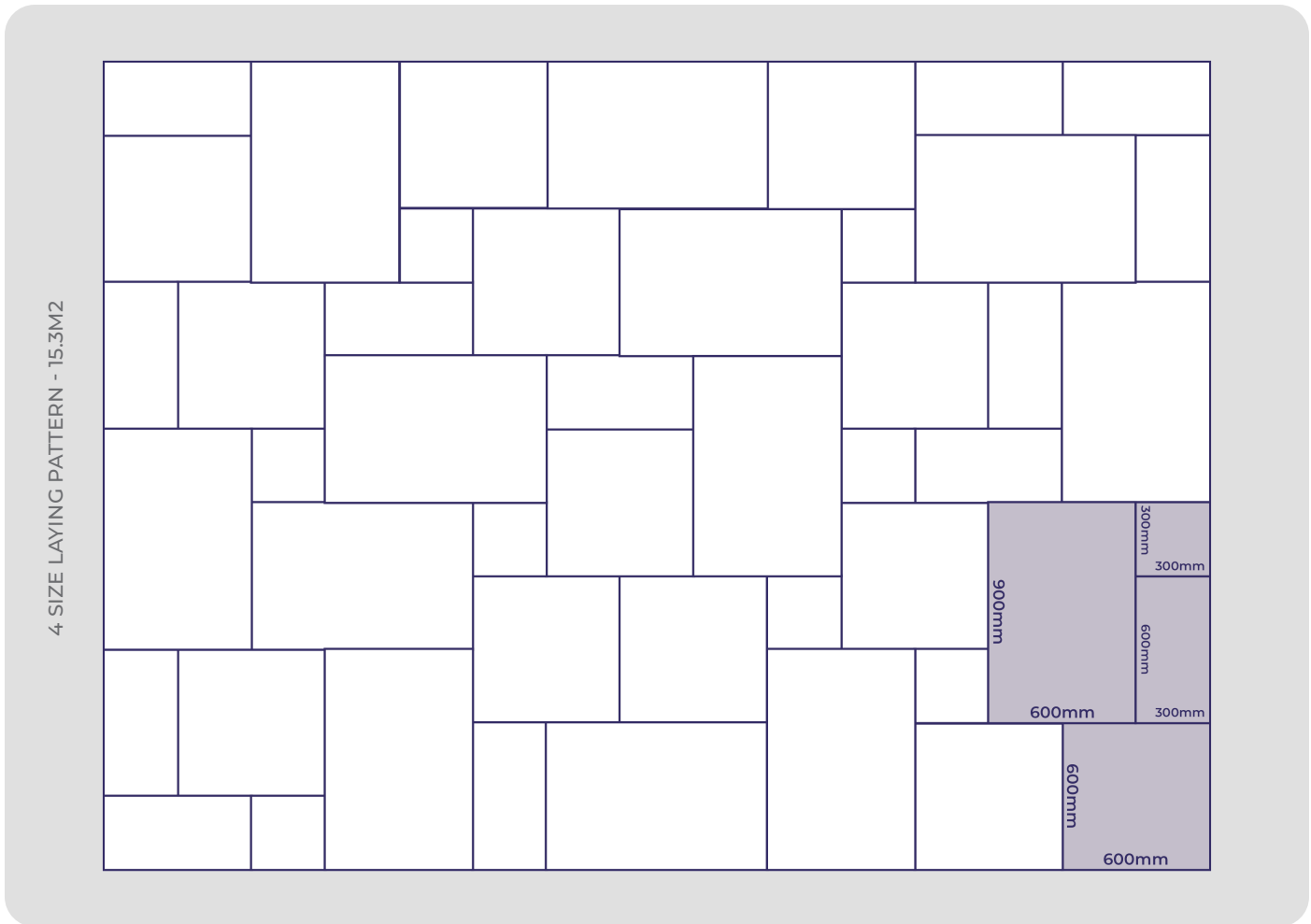


300 X 300 600 X 300 600 X 600 900 X 600

JOINT WIDTH : 10-15mm
 SIZES : Are nominal, with a tolerance of +/-3mm.
 COLOURS : Vary in all natural stone products.


EDGE FINISH : Natural
 SURFACE FINISH : Natural

LENGTH (MM)	WIDTH (MM)	THICKNESS (MM)	SINGLE SIZE PACK		PROJECT PACK
			(7.15 M ²)	(14.79 M ²)	(15.3 M ²)
300	300	22	85		9
300	600	22		85	13
600	600	22			40
900	600	22		28	13






LAYING PATTERN - 300 X 300




LAYING PATTERN - 600 X 300





LAYING PATTERN - 600 X 600



LAYING PATTERN - 900 X 600

