



Single Hole Centered Chase Cover Worksheet

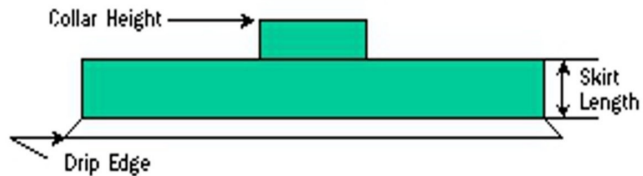
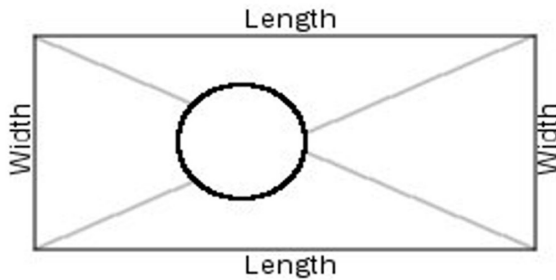
(866)-708-2446

Length (at longest point) _____

Width (at longest point) _____

It is recommended to add an extra 1/4" to the length and width measurements and an extra 1/2" to the hole diameter.

If you need a custom shape, please give us a call.



Skirt Length? (Standard is 3")
 1" Skirt 2" Skirt 3" Skirt 4" Skirt

Drip Edge?
 Yes No

Diagonal Creases?
 Yes No

Select metal thickness for chase cover:

24 gauge (standard) 22 gauge (adds 10% to price) 20 gauge (adds 15% to price)

Hole Shape B (Round, Square, Rectangle)
 Round, Diameter: _____

Square / Rectangular
 Length: _____ Width: _____

Notes: _____

To ensure you have the correct measurements for the hole location, simply check your work by adding Distance 1 + Hole Diameter + Distance 3. This should equal the width of the chase cover. The same rule applies for the length. $D2 + \text{Hole Diameter} + D4 = \text{Length}$. Rockford Chimney Supply looks at all chimney chase cover measurements carefully to ensure your chimney chase cover is custom fabricated to your specifications.



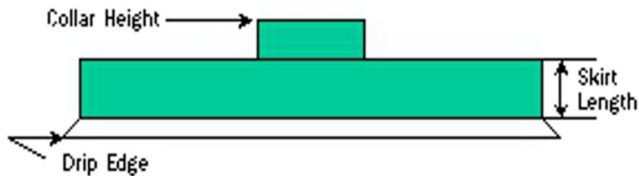
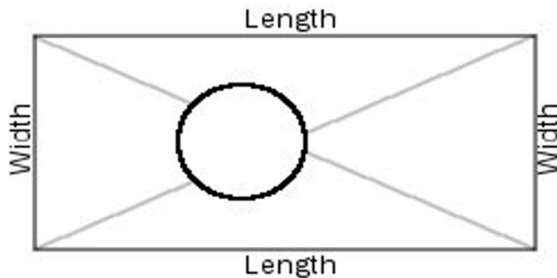
Single Hole Off-Center Chase Cover Work Sheet

(866)-708-2446

Length (at longest point) _____

Width (at longest point) _____

It is recommended to add an extra 1/4" to the length and width measurements and an extra 1/2" to the hole diameter.
If you need a custom shape, please give us a call.



Skirt Length? (Standard is 3")
 1" Skirt 2" Skirt 3" Skirt 4" Skirt

Drip Edge?
 Yes No

Diagonal Creases?
 Yes No

Select metal thickness for chase cover:

24 gauge (standard) 22 gauge (adds 10% to price) 20 gauge (adds 15% to price)

Hole Shape (Round, Square, Rectangle)
 Round, Diameter: _____

Square / Rectangular
 Length: _____ Width: _____

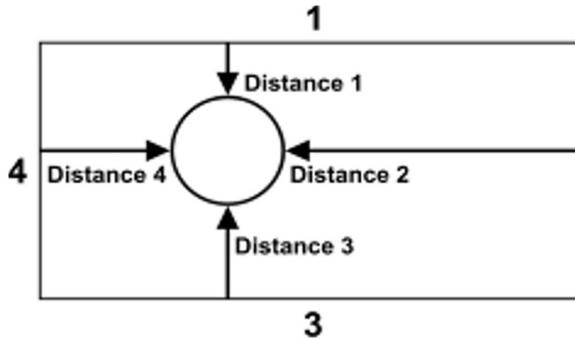
Distance to Hole from Sides:

Distance 1. _____ inches

Distance 2. _____ inches

Distance 3. _____ inches

Distance 4. _____ inches



Collar Height

- No Collar
- 1" Collar
- 2" Collar
- 3" Collar
- 4" Collar

Double Check Your Measurements:

To ensure you have the correct measurements for the hole location, simply check your work by adding Distance 1 + Hole Diameter + Distance 3. This should equal the width of the chase cover. The same rule applies for the length. D2 + Hole Diameter + D4 = Length. Rockford Chimney Supply looks at all chimney chase cover measurements carefully to ensure your chimney chase cover is custom fabricated to your specifications.

Notes: _____



2 Hole Chase Cover Worksheet

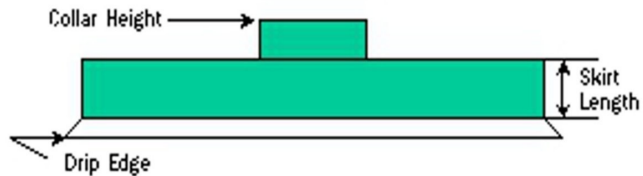
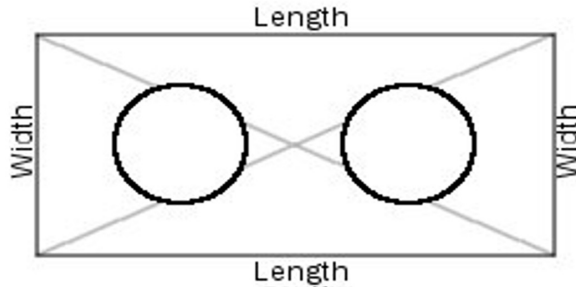
(866)-708-2446

www.rockfordchimneysupply.com

Length (at longest point) _____

Width (at longest point) _____

It is recommended to add an extra 1/4" to the length and width measurements and an extra 1/2" to the hole diameter. If you need a custom shape, please give us a call.



Skirt Length? (Standard is 3")
 1" Skirt 2" Skirt 3" Skirt 4" Skirt

Drip Edge?
 Yes No

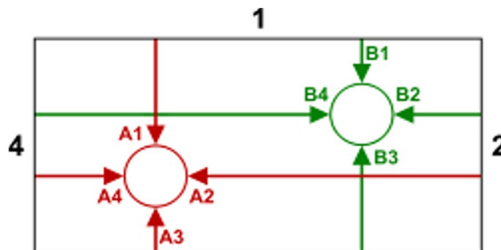
Diagonal Creases?
 Yes No

Select metal thickness for chase cover:

24 gauge (standard) 22 gauge (adds 10% to price) 20 gauge (adds 15% to price)

Hole Shape A (Round, Square, Rectangle) Square / Rectangular
 Round, Diameter: _____ Length: _____ Width: _____

Distance A1. _____ inches
 Distance A2. _____ inches
 Distance A3. _____ inches
 Distance A4. _____ inches

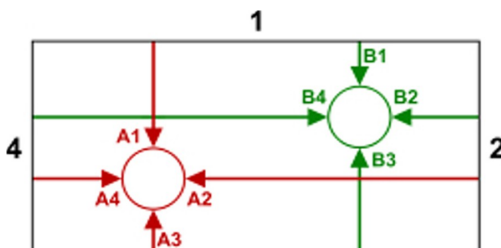


Collar Height Hole A

No Collar
 1" Collar
 2" Collar
 3" Collar
 4" Collar

Hole Shape B (Round, Square, Rectangle) Square / Rectangular
 Round, Diameter: _____ Length: _____ Width: _____

Distance B1. _____ inches
 Distance B2. _____ inches
 Distance B3. _____ inches
 Distance B4. _____ inches



Collar Height Hole B

No Collar
 1" Collar
 2" Collar
 3" Collar
 4" Collar

To ensure you have the correct measurements for the hole location, simply check your work by adding Distance 1 + Hole Diameter + Distance 3. This should equal the width of the chase cover. The same rule applies for the length. D2 + Hole Diameter + D4 = Length. Rockford Chimney Supply looks at all chimney chase cover measurements carefully to ensure your chimney chase cover is custom fabricated to your specifications.



3 Hole Chase Cover Worksheet

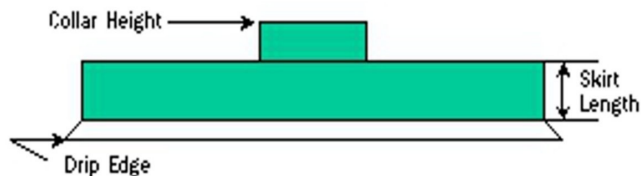
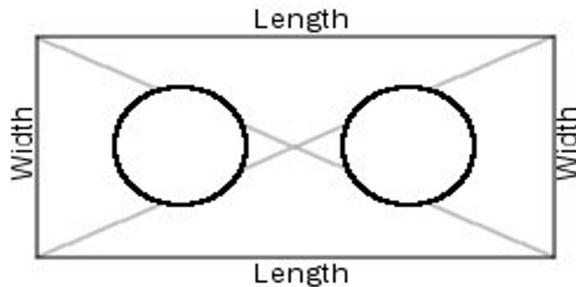
(866)-708-2446

www.rockfordchimneysupply.com

Length (at longest point) _____

Width (at longest point) _____

It is recommended to add an extra 1/4" to the length and width measurements and an extra 1/2" to the hole diameter. If you need a custom shape, please give us a call.



Skirt Length? (Standard is 3")
 1" Skirt 2" Skirt 3" Skirt 4" Skirt

Drip Edge?
 Yes No

Diagonal Creases?
 Yes No

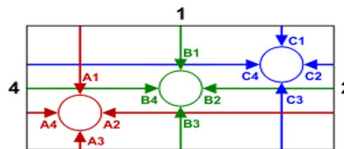
Select metal thickness for chase cover:

24 gauge (standard) 22 gauge (adds 10% to price) 20 gauge (adds 15% to price)

Hole Shape A (Round, Square, Rectangle) Square / Rectangular
 Length: _____ Width: _____

Round, Diameter: _____

Distance A1. _____ inches
 Distance A2. _____ inches
 Distance A3. _____ inches
 Distance A4. _____ inches

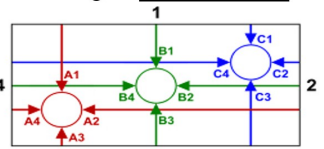


Collar Height Hole A

- No Collar
- 1" Collar
- 2" Collar
- 3" Collar
- 4" Collar

Hole Shape B (Round, Square, Rectangle) Square / Rectangular
 Length _____ Width _____

Distance B1. _____ inches
 Distance B2. _____ inches
 Distance B3. _____ inches
 Distance B4. _____ inches

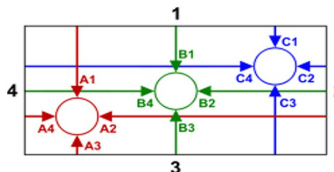


Collar Height Hole B

- No Collar
- 1" Collar
- 2" Collar
- 3" Collar
- 4" Collar

Hole Shape C (Round, Square, Rectangle) Square / Rectangular
 Length _____ Width _____

Distance C1. _____ inches
 Distance C2. _____ inches
 Distance C3. _____ inches
 Distance C4. _____ inches



Collar Height Hole C

- No Collar
- 1" Collar
- 2" Collar
- 3" Collar
- 4" Collar

To ensure you have the correct measurements for the hole location, simply check your work by adding Distance 1 + Hole Diameter + Distance 3. This should equal the width of the chase cover. The same rule applies for the length. D2 + Hole Diameter + D4 = Length. Rockford Chimney Supply looks at all chimney chase cover measurements carefully to ensure your chimney chase cover is custom fabricated to your specifications.