


ASSEMBLY PROCESS:

STEP 1




Assemble the music clock work to the baseboard with screws by screw driver.

STEP 2



Assemble the side boards together to the baseboard.

STEP 3



Paste the mirror to the inner side of top board with double side tape.

STEP 4



Tear off the protective film of the mirror and assemble the top board to the side boards.

NOTES:

1. Pay attention to the edges of the mirror, don't be scratched.
2. When assemble the top board, should be careful to put it into the holes of side board.
3. When screw the clockwork, should put the screws from the bottom side into the inner side.

MUSIC BOX




Experimental principle:

A music box is a mechanical-sounding instrument invented by Swiss watchmaker Antoine Fabre in 1796. It automatically plays music by turning a chain link inside the box.

The experimental principle is that the power drives the drum with small bulges on the surface to rotate at a uniform speed. When the bulge passes through the sound bar of the soundboard, it will toggle the reed (first slowly lift it, then suddenly put it down). So that the reed vibrates according to the given vibration frequency and emits the set sound.

- 1.Side boards
- 2.Top and bottom boards
- 3.Mirror
- 4.Music clockwork
- 5.Double side tape
- 6.Sand stick
- 7.Glue
- 8.Screw driver
- 9.Screws



Warning: CHOKING HAZARD-Small Parts. Not for children under 3 years. It must be accompanied by a parent or teacher while assembling.