





# ASSEMBLY INSTRUCTIONS

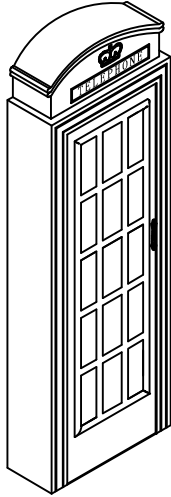
MODEL:OEPCH - OLD ENGLISH TELEPHONE BOOTH CUE HOLDER

Read this instruction carefully.Refer hardware and furniture parts list for guidance.Be sure all parts are complete,before assembling.Place all wooden furniture part on a clean and flat soft surface to prevent scratches.Refer steps provided as assembling guide

PART LIST		
ITEM	DESCRIPTION	QTY
A	Cue Holder	1PC
B	Base	1PC

HARDWARE LIST			
ITEM	DESCRIPTION		QTY
1	Bolt (5/16 " * 1-1/2")		4PCS
2	Metal Washers (Dia 19mm)		4PCS
3	Lock Washers (Dia 5/16")		4PCS
4	Allen Wrench		1PC

(A)



(B)

