

PTO

Drive Shafts and Components

Suitable for Agricultural and Industrial applications



VAPORMATIC

PTO

Drive Shafts and Components

Suitable for Agricultural and Industrial applications

U Joints

Quick release outer
yoke 1 1/8" x 6
VTE3040



Inner & outer yoke


Lemon & star tube



Triangular profile
tube 1m
VTE2311


Triangle & round tube

Safety devices



PTO safety guard
VTE1500

Gearbox



PTO gearbox
VTE5805

Friction clutch

Pumps





Power Take Off (PTO) Parts

For more than 55 years the Vapormatic Company has been at the forefront of innovation and marketing of high quality replacement parts for agricultural and industrial tractors and machinery worldwide.

The broad range of drive shafts and components included in this easy to use catalogue are direct replacements suitable for ByPy, Walterscheid and general applications. With our manufacturer partner BENZI & DI TERLIZZI, the range has been developed to meet the requirements of customers world wide.

The Yokes are formed from steel forging, not castings, and are of a robust design. Manufacture is on Computer Numerically Controlled (CNC) machines to ensure consistency and accuracy of sizes. Tolerance on the Yoke axis is controlled to minimise vibration and torsional distortion. Improved design features such as radius on the spline leading edges make for easier fitment. Yoke quick release pins are manufactured in 16 Nickel Chrome, hardened and passivated, to ensure a long and reliable service life. Particular emphasis has been given to material specification, machining tolerances and application engineering with quality forged yokes and components to ensure safe operation from these hard working products.

The unique "Quick Fit" PTO guarding system provides a safe and simple solution to ensure customers fit them correctly and with confidence. Vapormatic PTO guards are a composite construction of flexible material at the cone guard and a rigid material for shaft guarding. The two materials are ultrasonically welded together to produce a guard that is both easy to fit and durable in use. The flexibility of the guard cone provides access to the universal joints for regular lubrication and maintenance.

Recent changes in Health and Safety legislation now require that all PTO shafts, new or replacement, must be fitted with a fully approved guarding system.

All PTO drive shafts manufactured by BENZI & DI TERLIZZI and supplied by VAPORMATIC fully conform to the machinery directive 89/392 linked to European Safety Norms EN292, EN294, EN1152 as well as the recent EN12965. In particular, our new range of shafts satisfy the need of European Safety Norm EN12965:2004, that all primary, (original equipment), PTO drive shafts must be equipped with a PTO end yoke on the tractor side featuring "a locking device that shall have no point which can cause entanglement" (e.g. by retractable collar design).

In partnership with BENZI & DI TERLIZZI sister Company REDUCO, VAPORMATIC is now pleased to introduce a high quality range of aluminium and cast iron gearboxes suitable for many agricultural machinery applications. These gearboxes are available for power ratings from 10 up to 180 hp and are suitable as replacement or original fit in many applications including fertiliser spreaders, mowers, hay tedders right through to power harrows and other mechanical cultivation equipment. Each gearbox has been designed to provide top power performance in each application, various shaft configurations and gear ratios are available throughout the range.

The VAPORMATIC range offers you a comprehensive package of quality solutions for all your PTO requirements.

Vapormatic - The Genuine Alternative

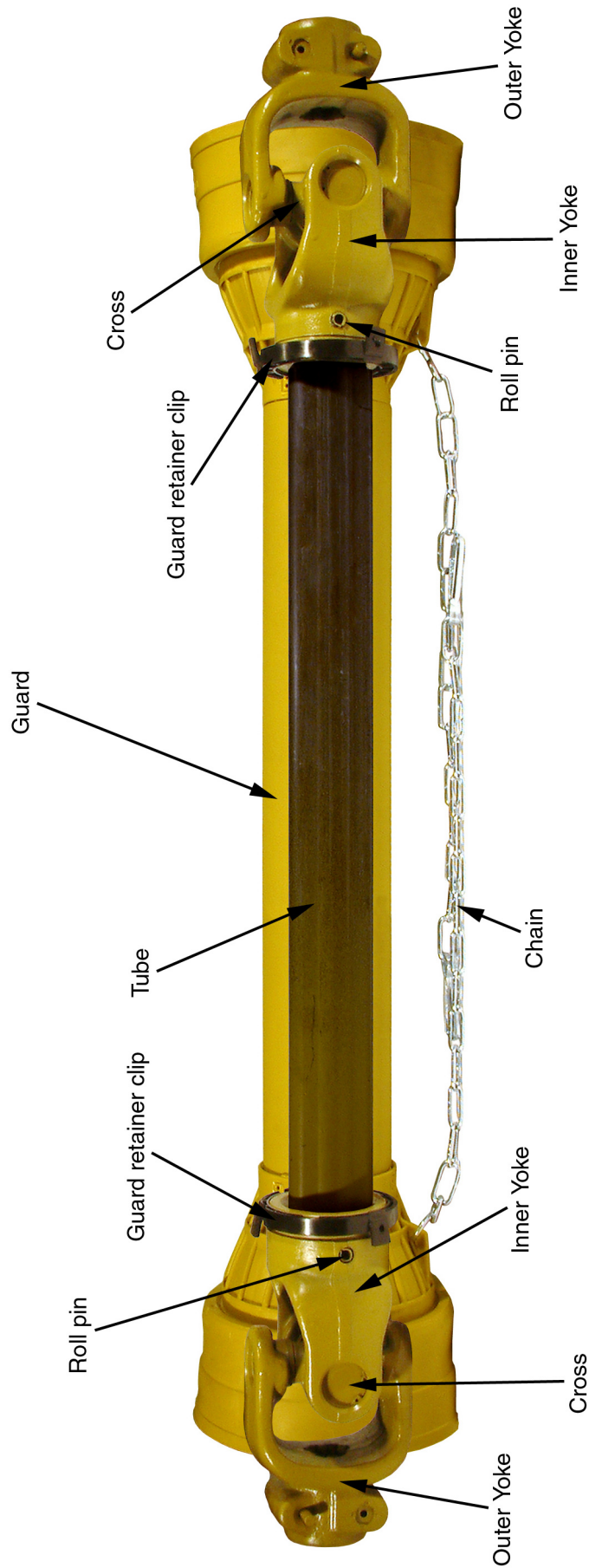
Catalogue sections

PTO shaft identification		1	Identification
<u>Key components</u>	<u>2</u>		
<u>Series Identifier</u>	<u>3</u>		
<u>Tube identifier</u>	<u>4</u>		
<u>Guard and clip overview</u>	<u>11</u>		
<u>Shaft builder</u>	<u>13</u>		
<u>Shaft assembly breakdown</u>	<u>14</u>		
Lemon – Star type		19	Lemon
<u>Series</u>	<u>19</u>		
<u>Group</u>	<u>49</u>		
Triangular – Spline type		81	Triangular
<u>Series</u>	<u>81</u>		
<u>Group</u>	<u>107</u>		
Safety device and yoke components		133	Components
<u>Safety device overview</u>	<u>135</u>		
<u>Friction clutch</u>	<u>136</u>		
<u>Ratchet clutch</u>	<u>137</u>		
<u>Overrunning clutch</u>	<u>138</u>		
<u>Quick release yoke pin</u>	<u>139</u>		
<u>Ratchet clutch quick release kit</u>	<u>141</u>		
Gearboxes and general items		143	General
<u>Gearbox</u>	<u>145</u>		
<u>General PTO items</u>	<u>147</u>		

Component Identification



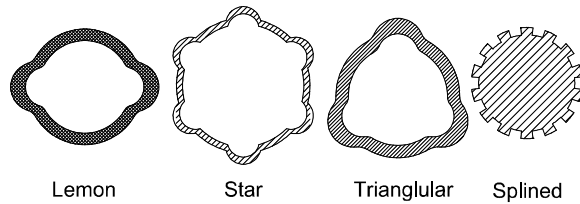
Quick reference guide to the main components that comprise a PTO shaft.



A step-by-step guide to correctly identifying your PTO shaft.

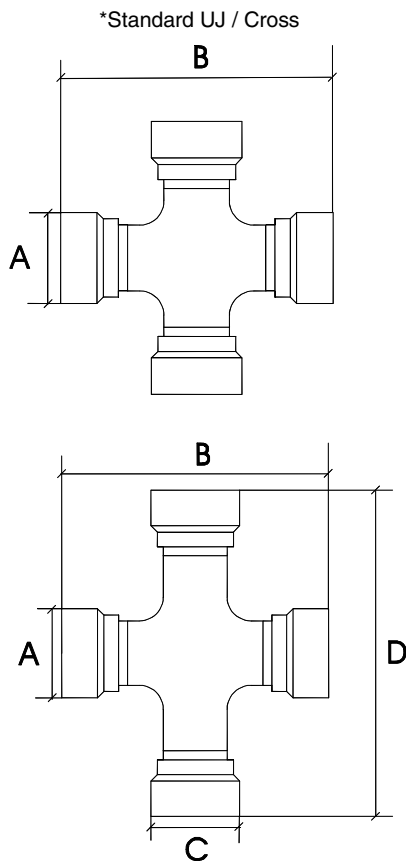
1.

Identify the shaft type by checking the tubing profile.



2.

Measuring the UJ / Cross to determine its size. Use the table (right) to identify the series of shaft from the UJ dimensions.



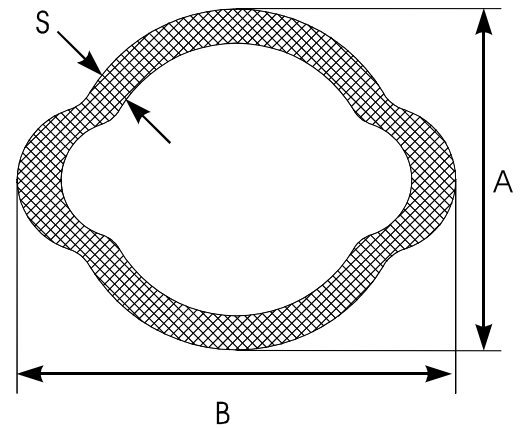
*Wide angle UJ / Cross

Tube type	A (mm)	B (mm)	Series	Type	KW	VAP part no.	Page no.		
Lemon and Star	27	70	W1	11	18	VTE5001	20		
	34	90	W11	12	41	VTE5002	22		
	30	92	W220	22	41	VTE5005	24		
	30.2	106.5	W230	23	55	VTE5006	26		
	35	106.5	W240	24	60	VTE5009	28		
	22	55	W2100	10	12	VTE5000	30		
	24	61	W2200	20	21	VTE5003	32		
	27	74.6	W2300	21	23	VTE5004	34		
	32	76	W2400	35	41	VTE5008	36		
	36	89	W2500	36	68	VTE5010	38		
42	104	W2600	26	99	VTE5015	40			
Triangular and Splined	22	54	1	1.41	12	VTE5011	82		
	24	61	2	2.41	15	VTE5003	84		
	27	70	3	3.41	22	VTE5001	86		
	27	74.6	4	4.41	26	VTE5004	88		
	30.2	80	5	5.41	35	VTE5007	90		
	30	92	6	6.41	47	VTE5005	92		
	35	94	7	7.81	55	VTE5012	94		
	35	106.5	8	8.81	70	VTE5009	96		
	41	108	9	9.41	88	VTE5013	98		
	41	118	10	10.41	106	VTE5014	100		
30.2	106.5	A7	7.41	47	VTE5006	102			
35	106.5	A8	8.41	70	VTE5009	104			
Wide angle Lemon and Star	A	B	C	D	Series	Type	kW	VAP part no.	Page no.
	24	61	22	76	W2280	-	-	-	-
	27	75	24	91	W2380	21.06	23	VTE5017	36
	32	76	27	98	W2480	35.06	41	VTE5020	38
36	89	32	106	W2580	36.06	68	VTE5018	40	

3.

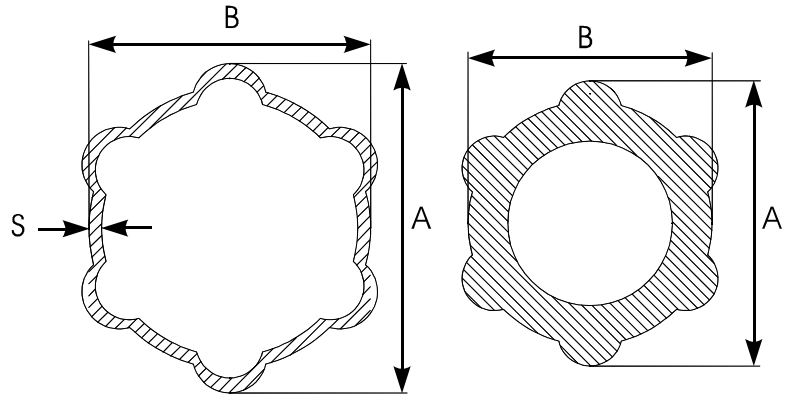
Once the series is known, that is the shaft correctly identified. Now turn to the relevant series catalogue page as identified in the table (above) to see all the components available to replace or repair the shaft.

Tube Identification - Lemon



Identification

Part no. 3m length	Part no. 1m length	Tube profile	Profile	UJ Size (mm)	Inner/Outer	A (mm)	B (mm)	S (mm)	
VTE2000	VTE2300	W2100	00a	Lemon	22 X 54.8	Inner	23.5	31	3.6
VTE2001	VTE2301	W2100	0a	Lemon	22 X 54.8	Outer	30	39	2.8
VTE2002	VTE2302	W2100	0v	Lemon	22 X 54.8	Inner	34.5	40	4
VTE2003	VTE2303	W2100	1	Lemon	22 X 54.8	Outer	41	48	3
VTE2000	VTE2300	W2200	00a	Lemon	23.8 x 61.3	Inner	23.5	31	3.6
VTE2001	VTE2301	W2200	0a	Lemon	23.8 x 61.3	Outer	30	39	2.8
VTE2002	VTE2302	W2200	0v	Lemon	23.8 x 61.3	Inner	34.5	40	4
VTE2003	VTE2303	W2200	1	Lemon	23.8 x 61.3	Outer	41	48	3
VTE2002	VTE2302	W2300	0v	Lemon	27 x 74.6	Inner	34.5	40	4
VTE2003	VTE2303	W2300	1	Lemon	27 x 74.6	Outer	41	48	3
VTE2006	VTE2306	W2300	1b	Lemon	27 x 74.6	Inner	39.5	49	4.5
VTE2005	VTE2305	W2300	2a	Lemon	27 x 74.6	Outer	48	57.5	4
VTE2006	VTE2306	W2400	1b	Lemon	32 X 76	Inner	39.5	49	4.5
VTE2005	VTE2305	W2400	2a	Lemon	32 X 76	Outer	48	57.5	4
VTE2006	VTE2306	W2500	1b	Lemon	36 X 89	Inner	39.5	49	4.5
VTE2005	VTE2305	W2500	2a	Lemon	36 X 89	Outer	48	57.5	4
VTE2002	VTE2302	W1	0v	Lemon	27 X 70	Inner	34.5	40	4
VTE2003	VTE2303	W1	1	Lemon	27 X 70	Outer	41	48	3
VTE2006	VTE2306	W11	1b	Lemon	34 X 90	Inner	39.5	49	4.5
VTE2005	VTE2305	W11	2a	Lemon	34 X 90	Outer	48	57.5	4
VTE2006	VTE2306	W220	1b	Lemon	30.18 X 92	Inner	39.5	49	4.5
VTE2005	VTE2305	W220	2a	Lemon	30.18 X 92	Outer	48	57.5	4
VTE2006	VTE2306	W230	1b	Lemon	30.2 X 106.5	Inner	39.5	49	4.5
VTE2005	VTE2305	W230	2a	Lemon	30.2 X 106.5	Outer	48	57.5	4
VTE2006	VTE2306	W240	1b	Lemon	35 X 106.5	Inner	39.5	49	4.5
VTE2005	VTE2305	W240	2a	Lemon	35 X 106.5	Outer	48	57.5	4

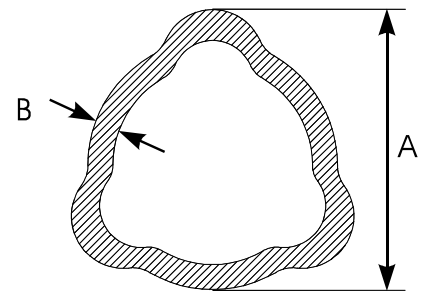


Part no. 3m length	Part no. 1m length	Tube profile	Profile	UJ Size (mm)	Inner/Outer	A (mm)	B (mm)	S (mm)
VTE2030	VTE2330	W2400	S4	Star	32 X 76	Inner	51	37
VTE2031	VTE2331	W2400	S5	Star	32 X 76	Outer	61	47 4.5
VTE2030	VTE2330	W2500	S4	Star	36 X 89	Inner	51	37
VTE2031	VTE2331	W2500	S5	Star	36 X 89	Outer	61	47 4.5
VTE2030	VTE2330	W2600	S4	Star	42 X 104	Inner	51	37
VTE2031	VTE2331	W2600	S5	Star	42 X 104	Outer	61	47 4.5
VTE2026	-	W2600	S5H	Star	42 X 104	Inner	61	47 4.5
Hardened								
VTE2032	VTE2332	W2600	S6	Star	42 X 104	Outer	71.5	57.5 5
VTE2030	VTE2330	W11	S4	Star	34 X 90	Inner	51	37
VTE2031	VTE2331	W11	S5	Star	34 X 90	Outer	61	47 4.5
VTE2030	VTE2330	W220	S4	Star	30.18 X 92	Inner	51	37
VTE2031	VTE2331	W220	S5	Star	30.18 X 92	Outer	61	47 4.5
VTE2030	VTE2330	W230	S4	Star	30.2 X 106.5	Inner	51	37
VTE2031	VTE2331	W230	S5	Star	30.2 X 106.5	Outer	61	47 4.5
VTE2030	VTE2330	W240	S4	Star	35 X 106.5	Inner	51	37
VTE2031	VTE2331	W240	S5	Star	35 X 106.5	Outer	61	47 4.5

Wide angle inner profiles

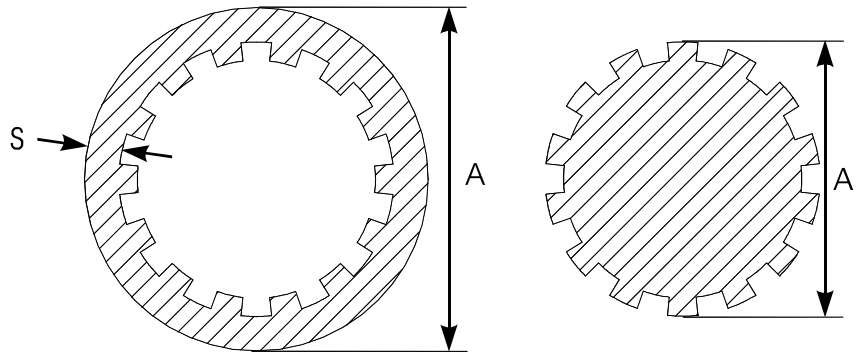
Part No.	Length	Tube profile	Profile	A (mm)	B (mm)	S (mm)
VTE2025	930mm	W2480	S4H	Star Hardened	Inner	51 37 -
VTE2025	930mm	W2580	S4H	Star Hardened	Inner	51 37 -

Tube Identification - Triangular



Identification

Part no. 3m length	Part no. 1m length	Series	Profile	UJ Size (mm)	Inner/Outer	A (mm)	S (mm)
VTE2009	VTE2309	1	Triangular	22 x 54	Inner	26.5	3.5
VTE2008	VTE2308	1	Triangular	22 x 54	Outer	32.5	2.6
VTE2011	VTE2311	2	Triangular	23.8 x 61.3	Inner	29	4
VTE2010	VTE2310	2	Triangular	23.8 x 61.3	Outer	36	3.2
VTE2010	VTE2310	3	Triangular	27 x 70	Inner	36	3.2
VTE2012	VTE2312	3	Triangular	27 x 70	Outer	43.5	3.4
VTE2013	VTE2313	4	Triangular	27 x 74.6	Inner	36	4.5
VTE2012	VTE2312	4	Triangular	27 x 74.6	Outer	43.5	3.4
VTE2015	VTE2315	5	Triangular	30.2 x 80	Inner	45	4
VTE2014	VTE2314	5	Triangular	30.2 x 80	Outer	51.6	3
VTE2015	VTE2315	6	Triangular	30.2 X 92	Inner	45	4
VTE2016	VTE2316	6	Triangular	30.2 X 92	Outer	54	4
VTE2017	VTE2317	7	Triangular	35 X 94	Inner	45	5.5
VTE2016	VTE2316	7	Triangular	35 X 94	Outer	54	4
VTE2017	VTE2317	A7	Triangular	30.2 X 106.5	Inner	45	5.5
VTE2016	VTE2316	A7	Triangular	30.2 X 106.5	Outer	54	4
VTE2017	VTE2317	A8	Triangular	35 X 106.5	Inner	45	5.5
VTE2016	VTE2316	A8	Triangular	35 X 106.5	Outer	54	4
VTE2016	VTE2316	8	Triangular	35 X 106.5	Inner	54	4
VTE2018	VTE2318	8	Triangular	35 X 106.5	Outer	63	4
VTE2019	VTE2319	9	Triangular	41 X 108	Inner	54	5
VTE2018	VTE2318	9	Triangular	41 X 108	Outer	63	4
VTE2020	VTE2320	10	Triangular	41 X 118	Inner	54	6
VTE2007	VTE2307	10	Triangular	41 X 118	Outer	66	5.6



Part no.	Length		Broached sleeve	Profile	UJ Size (mm)	Inner/Outer	A (mm)	S (mm)
VTE2100	600mm	5	-	Splined bar	30.2 X 80	Inner	35-Z12	-
VTE2130	1m	5	VTE2900 Z12	Round tube	30.2 X 80	Outer	54	3
VTE2100	600mm	6	-	Splined bar	30.2 X 92	Inner	35-Z12	-
VTE2130	1m	6	VTE2900 Z12	Round tube	30.2 X 92	Outer	54	3
VTE2101	530mm	7	-	Splined bar	35 X 94	Inner	40-Z14	-
VTE2131	1m	7	VTE2901 Z14	Round tube	35 X 94	Outer	61	3.5
VTE2101	530mm	8	-	Splined bar	35 X 106.5	Inner	40-Z14	-
VTE2131	1m	8	VTE2901 Z14	Round tube	35 X 106.5	Outer	61	3.5
VTE2104	500mm	9	-	Splined bar	41 X 108	Inner	45-Z16	-
VTE2129	1m	9	VTE2904 Z16	Round tube	41 X 108	Outer	69	5
VTE2104	500mm	10	-	Splined bar	41 X 118	Inner	45-Z16	-
VTE2129	1m	10	VTE2904 Z16	Round tube	41 X 118	Outer	69	5
VTE2101	530mm	A7	-	Splined bar	32 X 106.5	Inner	40-Z14	-
VTE2131	1m	A7	VTE2901 Z14	Round tube	32 X 106.5	Outer	61	3.5
VTE2101	530mm	A8	-	Splined bar	32 X 106.5	Inner	40-Z14	-
VTE2131	1m	A8	VTE2901 Z14	Round tube	32 X 106.5	Outer	61	3.5

PTO safety Guard Identifier



Identification

Safety guards for lemon tube shafts.

Guard part no.	Description	Length (mm)	Series											
			W1 0v-1	W11 1b-2a	W220 1b-2a	W230 1b-2a	W240 1b-2a	W2100 00a-0a	W2200 0v-1	W2300 1b-2a	W2400 1b-2a	W2500 1b-2a		
VTE1500	Safety guard	860	VTE1600 VTE1600 VTE1600 or VTE1608 VTE1608 VTE1608											
VTE1501	Safety guard	1210	VTE1600 VTE1600 VTE1600 or VTE1608 VTE1608 VTE1608											
VTE1502	Safety guard	860	VTE1601 VTE1601 or VTE1609 VTE1609											
VTE1503	Safety guard	1210	VTE1601 VTE1601 or VTE1609 VTE1609											
VTE1504	Safety guard	860	VTE1602 VTE1602 VTE1602 VTE1602 or VTE1610 VTE1610 VTE1610 VTE1610											
VTE1505	Safety guard	1210	VTE1602 VTE1602 VTE1602 VTE1602 or VTE1610 VTE1610 VTE1610 VTE1610											
VTE1520	Safety guard	1760	VTE1600 VTE1600 VTE1600 or VTE1608 VTE1608 VTE1608											
VTE1521	Safety guard	1760	VTE1601 VTE1601 or VTE1609 VTE1609											
VTE1522	Safety guard	1760	VTE1602 VTE1602 VTE1602 VTE1602 or VTE1610 VTE1610 VTE1610 VTE1610											
VTE1530	Safety guard for friction clutch	1160	VTE1601 VTE1601 or VTE1609 VTE1609											
VTE1531	Safety guard for friction clutch	1160	VTE1602 VTE1602 VTE1602 VTE1602 or VTE1610 VTE1610 VTE1610 VTE1610											
VTE1560	Safety guard - long Cone (PZ)	1210	VTE1601 VTE1601 or VTE1609 VTE1609											
VTE1561	Safety guard - long Cone (PZ)	1210	VTE1602 VTE1602 VTE1602 VTE1602 or VTE1610 VTE1610 VTE1610 VTE1610											

Safety guards for star tube shafts.

Guard part no.	Description	Length (mm)	Series									
			W11	W220	W230	W240	W2400	W2500	W2600	W2600	W2600	W2600
VTE1504	Safety Guard	860	W11	W220	W230	W240	W2400	W2500	W2600	W2600	W2600	W2600
			S4-S5	S4-S5	S4-S5	S4-S5	S4-S5	S4-S5	S4-S5	S4-S5	S4-S5	S4-S5
VTE1510	Safety Guard	860	VTE1602	VTE1602	VTE1602	VTE1602	VTE1602	VTE1602	VTE1602	VTE1602	VTE1602	VTE1602
			VTE1610	VTE1610	VTE1610	VTE1610	VTE1610	VTE1610	VTE1610	VTE1610	VTE1610	VTE1610

Safety guards for wide angle shafts.


Guard part no.	Description	Length (mm)	Series		
			W2280	W2380	W2380
VTE1570	Wide angle safety guard supplied with clips	1210	W2280	W2380	W2380
VTE1571	Wide angle safety guard supplied with clips	1210	0v-1	0v-1	1b-2a
VTE1572	Wide angle safety guard supplied with clips	1210			1b-2a
VTE1573	Wide angle safety guard supplied with clips	1210			1b-2a
VTE1574	Wide angle safety guard supplied with clips	1210			1b-2a
VTE1554	Guard cone assembly - wide angle joint	-			1b-2a
VTE1552	Guard cone assembly - wide angle joint	-			1b-2a
VTE1550	Guard cone assembly-wide angle joint	-			1b-2a
VTE1555	Guard cone assembly - wide angle joint	-			1b-2a

PTO Safety Guard Identifier



Safety guards for triangular and splined shafts.

Guard part no.	Description	Length (mm)	Series															
			1	2	3	4	5	6	7	A7	8	A8	9	10				
VTE1500	Safety Guard	860	VTE1607	VTE1603														
VTE1501	Safety Guard	1210	VTE1607	VTE1603														
VTE1502	Safety Guard	860			VTE1604	VTE1604												
VTE1503	Safety Guard	1210			VTE1604	VTE1604												
VTE1504	Safety Guard	860					VTE1605	VTE1606	VTE1606	VTE1606	VTE1606							VTE1606
VTE1505	Safety Guard	1210					VTE1605	VTE1606	VTE1606	VTE1606	VTE1606							VTE1606
VTE1510	Safety Guard	860										VTE1611						VTE1611 VTE1611
VTE1511	Safety Guard	1210											VTE1611					VTE1611 VTE1611
VTE1520	Safety Guard	1760	VTE1607	VTE1603														
VTE1521	Safety Guard	1760			VTE1604	VTE1604												
VTE1522	Safety Guard	1760						VTE1605	VTE1606	VTE1606	VTE1606							VTE1606
VTE1530	Safety Guard for friction clutch	1160			VTE1604	VTE1604												
VTE1531	Safety Guard for friction clutch	1160					VTE1605	VTE1606	VTE1606	VTE1606	VTE1606							VTE1606
VTE1560	Guard Assembly - Long Cone (PZ)	1210			VTE1604	VTE1604												
VTE1561	Guard Assembly - Long Cone (PZ)	1210						VTE1605	VTE1606	VTE1606	VTE1606							VTE1606



Square groove Retainer Kits

Part No.	id (mm)	id (mm)	Note
VTE1600	40.5	40.5	Both retainers of equal id.
VTE1601	49.5	49.5	Both retainers of equal id.
VTE1602	62.0	62.0	Both retainers of equal id.
VTE1603	47.0	40.5	-
VTE1604	52.0	45.0	-
VTE1605	61.5	52.0	-
VTE1606	67.0	59.0	-
VTE1607	41.0	33.0	-
VTE1611	79.5	67.0	-
VTE1612	80.0	80.0	Both retainers of equal id.

Round Groove Retainer Kits

Part No.	id (mm)	id (mm)	Note
VTE1608	50.5	50.5	Both retainers of equal id.
VTE1609	55.0	55.0	Both retainers of equal id.
VTE1610	66.5	66.5	Both retainers of equal id.

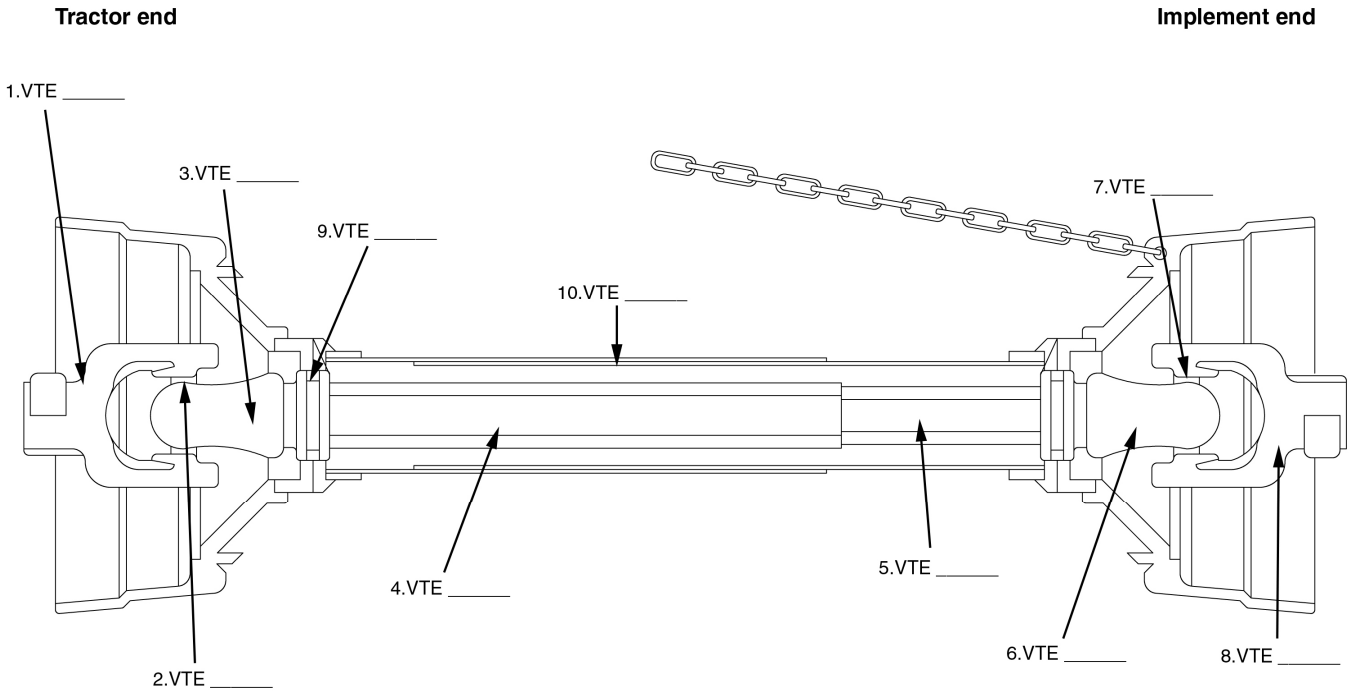
Notes



Identification

Lined area for notes

This page is designed to be used as a checklist or reference guide when putting together either a complete new shaft or repairing parts of an existing shaft.



1. Outer yoke (tractor end)
2. UJ / Cross journal
- 2a. Wide angel double yoke (not shown)
- 2b. UJ / Cross journal (not shown)
3. Inner yoke (outer tube)
4. Outer tube
5. Inner tube
6. Inner yoke (inner tube)
7. UJ / Cross journal
- 7a. Wide angel double yoke (not shown)
- 7b. UJ / Cross journal (not shown)
8. Outer yoke (implement end)
9. Guard retainer clips
10. Safety guard

Shaft identifier / Check list

Shaft identifier / Check list		Details
Tube type	Lemon Star Triangular Splined bar	
Tube profile e.g. 0v, 1	Outer tube Inner tube	
UJ / Cross journal	Size	
Series e.g. W2300, 6		

Shaft	Alternative A Safety device	Alternative B Outer yoke assembly	Alternative B Wide Angle
1. VTE _____	or VTE _____	Replaces items 1,2, & 3	VTE _____
2. VTE _____		VTE _____	VTE _____
2a.			VTE _____
2b.			VTE _____
3. VTE _____		VTE _____	VTE _____
4. VTE _____		VTE _____	VTE _____
5. VTE _____		VTE _____	VTE _____
6. VTE _____			VTE _____
7. VTE _____			VTE _____
7a.			VTE _____
7b.		VTE _____	VTE _____
8. VTE _____	or VTE _____	Replaces items 6,7, & 8	VTE _____
9. VTE _____		VTE _____	VTE _____
10. VTE _____		VTE _____	VTE _____

Complete Shaft Breakdown



Identification

Standard complete shafts - lemon and star type.

Complete shafts	Tractor End				Implement End									
	Series	Length (mm)	Outer yoke	UU	Inner yoke	Roll pin	Outer tube	Inner tube	Roll pin	Inner yoke	UU	Outer yoke	PTO guard	Retainer clips
VTE1011	W2100	860	VTE3000	VTE5000	VTE3125	-	VTE2003	VTE2002	-	VTE3124	VTE5000	VTE3000	VTE1500	VTE1600
VTE1012	W2100	1210	VTE3000	VTE5000	VTE3125	-	VTE2003	VTE2002	-	VTE3124	VTE5000	VTE3000	VTE1501	VTE1600
VTE1013	W2200	860	VTE3001	VTE5003	VTE3112	VLV1321	VTE2003	VTE2002	VLV1321	VTE3102	VTE5003	VTE3001	VTE1502	VTE1601
VTE1014	W2200	1210	VTE3001	VTE5003	VTE3112	VLV1321	VTE2003	VTE2002	VLV1321	VTE3102	VTE5003	VTE3001	VTE1503	VTE1601
VTE1015	W2300	860	VTE3003	VTE5004	VTE3114	VLV1321	VTE2003	VTE2002	VLV1321	VTE3104	VTE5004	VTE3003	VTE1502	VTE1601
VTE1016	W2300	1210	VTE3003	VTE5004	VTE3114	VLV1321	VTE2003	VTE2002	VLV1321	VTE3104	VTE5004	VTE3003	VTE1503	VTE1601
VTE1017	W2400	860	VTE3005	VTE5008	VTE3116	VLV1320	VTE2005	VTE2006	VLV1320	VTE3106	VTE5008	VTE3005	VTE1504	VTE1602
VTE1018	W2400	1210	VTE3005	VTE5008	VTE3116	VLV1320	VTE2005	VTE2006	VLV1320	VTE3106	VTE5008	VTE3005	VTE1505	VTE1602
VTE1019	W2500	860	VTE3010	VTE5010	VTE3119	VLV1320	VTE2005	VTE2006	VLV1320	VTE3109	VTE5010	VTE3010	VTE1504	VTE1602
VTE1020	W2500	1210	VTE3010	VTE5010	VTE3119	VLV1320	VTE2005	VTE2006	VLV1320	VTE3109	VTE5010	VTE3010	VTE1505	VTE1602
VTE1057	W2500	860	VTE3010	VTE5010	VTE3312	VLV1320	VTE2031	VTE2030	VLV1320	VTE3302	VTE5010	VTE3010	VTE1504	VTE1602
VTE1058	W2500	1210	VTE3010	VTE5010	VTE3312	VLV1320	VTE2031	VTE2030	VLV1320	VTE3302	VTE5010	VTE3010	VTE1505	VTE1602
VTE1059	W2600	860	VTE3015	VTE5015	VTE3322	VLV1320	VTE2032	VTE2026	VLV1320	VTE3320	VTE5015	VTE3015	VTE1504	VTE1602
VTE1060	W2600	1210	VTE3015	VTE5015	VTE3322	VLV1320	VTE2032	VTE2026	VLV1320	VTE3320	VTE5015	VTE3015	VTE1505	VTE1602

Safety device complete shafts - lemon and star type.

Complete shafts	Tractor End				Implement End									
	Series	Length (mm)	Outer yoke	UU	Inner yoke	Roll pin	Outer tube	Inner tube	Roll pin	Inner yoke	UU	Safety device	PTO guard	Retainer clips
VTE1010	W2300	860	VTE3003	VTE5004	VTE3114	VLV1321	VTE2003	VTE2002	VLV1321	VTE3104	VTE5004	VTE7252	VTE1560	VTE1601
VTE1041	W2500	710	VTE3010	VTE5010	VTE3312	VLV1320	VTE2031	VTE2030	VLV1320	VTE3302	VTE5010	VTE7093	VTE1504	VTE1602
VTE1055	W2300	660	VTE3003	VTE5004	VTE3114	VLV1321	VTE2003	VTE2002	VLV1321	VTE3104	VTE5004	VTE7252	VTE1560	VTE1601
VTE1056	W2200	1360	VTE3001	VTE5003	VTE3112	VLV1321	VTE2003	VTE2002	VLV1321	VTE3102	VTE5003	-	VTE1560	VTE1601

Wide angle complete shafts - lemon and star type.

Complete shafts	Tractor End				Implement End											
	Series	Length (mm)	Outer yoke	UU	Double yoke	UU	Inner yoke	Roll pin	Outer tube	Inner tube	Roll pin	Inner yoke	UU	PTO guard	Retainer clips	
VTE1042	W2280	1210	-	-	-	-	-	-	VLV1321	VTE2003	VTE2002	VLV1321	VTE5003	VTE1570	VTE1601	
VTE1043	W2380	1210	VTE3091	VTE5017	VTE5501	VTE5017	VTE3161	VLV1321	VTE2003	VTE2002	VLV1321	VTE3104	VTE5004	VTE3003	VTE1571	VTE1601
VTE1044	W2480	1210	VTE3090	VTE5020	VTE5500	VTE5020	VTE3160	VLV1320	VTE2005	VTE2006	VLV1320	VTE3106	VTE5008	VTE3005	VTE1572	VTE1602
VTE1045	W2580	1210	VTE3092	VTE5018	VTE5502	VTE5018	VTE3166	VLV1320	VTE2031	VTE2030	VLV1320	VTE3109	VTE5010	VTE3010	VTE1573	VTE1602
VTE1046	W2580	1210	VTE3095	VTE5018	VTE5502	VTE5018	VTE3166	VLV1320	VTE2031	VTE2030	VLV1320	VTE3109	VTE5010	VTE3026	VTE1573	VTE1602
VTE1048	W2580	1210	VTE3092	VTE5018	VTE5502	VTE5018	VTE3166	VLV1320	VTE2005	VTE2006	VLV1320	VTE3109	VTE5010	VTE3010	VTE1573	VTE1602
VTE1051	W2380	1210	VTE3092	VTE5017	VTE5501	VTE5017	VTE3161	VLV1321	VTE2003	VTE2002	VLV1321	VTE3104	VTE5004	VTE7341	VTE1571	VTE1601

* Quick release type yoke.



Retractable collar complete shafts - lemon and star type.

Complete shafts	Tractor End				Implement End									
	Series	Length (mm)	Outer yoke	UJ	Inner yoke	Roll pin	Outer tube	Inner tube	Roll pin	Inner yoke	UJ	Outer yoke	PTO guard	Retainer clips
VTE1111	W2100	860	VTE8000	VTE5000	VTE3125	-	VTE2003	VTE2002	-	VTE3124	VTE5000	VTE8000	VTE1500	VTE1600
VTE1112	W2100	1210	VTE8000	VTE5000	VTE3125	-	VTE2003	VTE2002	-	VTE3124	VTE5000	VTE8000	VTE1501	VTE1600
VTE1113	W2200	860	VTE8001	VTE5003	VTE3112	VLV1321	VTE2003	VTE2002	VLV1321	VTE3102	VTE5003	VTE8001	VTE1502	VTE1601
VTE1114	W2200	1210	VTE8001	VTE5003	VTE3112	VLV1321	VTE2003	VTE2002	VLV1321	VTE3102	VTE5003	VTE8001	VTE1502	VTE1601
VTE1115	W2300	860	VTE8003	VTE5004	VTE3114	VLV1321	VTE2003	VTE2002	VLV1321	VTE3104	VTE5004	VTE8003	VTE1502	VTE1601
VTE1116	W2300	1210	VTE8003	VTE5004	VTE3114	VLV1321	VTE2003	VTE2002	VLV1321	VTE3104	VTE5004	VTE8003	VTE1502	VTE1601
VTE1117	W2400	860	VTE8005	VTE5008	VTE3116	VLV1320	VTE2005	VTE2006	VLV1320	VTE3106	VTE5008	VTE8005	VTE1504	VTE1602
VTE1118	W2400	1210	VTE8005	VTE5008	VTE3116	VLV1320	VTE2005	VTE2006	VLV1320	VTE3106	VTE5008	VTE8005	VTE1505	VTE1602
VTE1119	W2500	860	VTE8010	VTE5010	VTE3119	VLV1320	VTE2005	VTE2006	VLV1320	VTE3109	VTE5010	VTE8010	VTE1504	VTE1602
VTE1120	W2500	1210	VTE8010	VTE5010	VTE3119	VLV1320	VTE2005	VTE2006	VLV1320	VTE3109	VTE5010	VTE8010	VTE1505	VTE1602
VTE1157	W2500	860	VTE8010	VTE5010	VTE3312	VLV1320	VTE2031	VTE2030	VLV1320	VTE3302	VTE5010	VTE8010	VTE1504	VTE1602
VTE1158	W2500	1210	VTE8010	VTE5010	VTE3312	VLV1320	VTE2031	VTE2030	VLV1320	VTE3302	VTE5010	VTE8010	VTE1505	VTE1602
VTE1159	W2600	860	VTE8015	VTE5015	VTE3322	VLV1320	VTE2032	VTE2026	VLV1320	VTE3320	VTE5015	VTE8015	VTE1504	VTE1602
VTE1160	W2600	1210	VTE8015	VTE5015	VTE3322	VLV1320	VTE2032	VTE2026	VLV1320	VTE3320	VTE5015	VTE8015	VTE1505	VTE1602

Safety device and retractable collar complete shafts - lemon and star type.

Complete shafts	Tractor End				Implement End									
	Series	Length (mm)	Outer yoke	UJ	Inner yoke	Roll pin	Outer tube	Inner tube	Roll pin	Inner yoke	UJ	Safety device	PTO guard	Retainer clips
VTE1110	W2300	860	VTE8003	VTE5004	VTE3114	VLV1321	VTE2003	VTE2002	VLV1321	VTE3104	VTE5004	VTE7252	VTE1560	VTE1601
VTE1141	W2500	710	VTE8010	VTE5010	VTE3312	VLV1320	VTE2031	VTE2030	VLV1320	VTE3302	VTE5010	VTE7093	VTE1504	VTE1602
VTE1155	W2300	660	VTE8003	VTE5004	VTE3114	VLV1321	VTE2003	VTE2002	VLV1321	VTE3104	VTE5004	VTE7252	VTE1560	VTE1601
VTE1156	W2200	1360	VTE8001	VTE5003	VTE3112	VLV1321	VTE2003	VTE2002	VLV1321	VTE3102	VTE5003	-	VTE1560	VTE1601

Wide angle, retractable collar complete shafts - lemon and star type.

Complete shafts	Tractor End				Implement End											
	Series	Length (mm)	Outer yoke	UJ	Double yoke	UJ	Inner yoke	Roll pin	Outer tube	Inner tube	Roll pin	Inner yoke	UJ	Outer yoke	PTO guard	Retainer clips
VTE1142	W2280	1210	-	-	-	-	-	-	VLV1321	VTE2003	VTE2002	VLV1321	VTE3102	VTE5003	VTE1570	VTE1601
VTE1143	W2380	1210	VTE8091	VTE5017	VTE5501	VTE5017	VTE3161	VLV1321	VTE2003	VTE2002	VLV1321	VTE3104	VTE5004	VTE8003	VTE1571	VTE1601
VTE1144	W2480	1210	VTE8090	VTE5020	VTE5500	VTE5020	VTE3160	VLV1320	VTE2005	VTE2006	VLV1320	VTE3106	VTE5008	VTE8005	VTE1572	VTE1602
VTE1145	W2580	1210	VTE8092	VTE5018	VTE5502	VTE5018	VTE3166	VLV1320	VTE2031	VTE2030	VLV1320	VTE3109	VTE5010	VTE8010	VTE1573	VTE1602
VTE1146	W2580	1210	VTE8095	VTE5018	VTE5502	VTE5018	VTE3166	VLV1320	VTE2031	VTE2030	VLV1320	VTE3109	VTE5010	VTE8026	VTE1573	VTE1602
VTE1148	W2580	1210	VTE8092	VTE5018	VTE5502	VTE5018	VTE3166	VLV1320	VTE2005	VTE2006	VLV1320	VTE3109	VTE5010	VTE8010	VTE1573	VTE1602
VTE1151	W2380	1210	VTE8092	VTE5017	VTE5501	VTE5017	VTE3161	VLV1321	VTE2003	VTE2002	VLV1321	VTE3104	VTE5004	VTE8341	VTE1571	VTE1601

*Retractable collar type yoke.



Complete Shaft Breakdown



Standard complete shafts - triangular and splined type.

Complete shafts	Tractor End						Implement End							
	Series	Length (mm)	Outer yoke	UJ	Inner yoke	Roll pin	Outer tube	Inner tube	Roll pin	Inner yoke	UJ	Outer yoke	PTO guard	Retainer clips
VTE1000	102	860	VTE3001	VTE5003	VTE3207	VLFI317	VTE2010	VTE2011	VLFI316	VTE3200	VTE5003	VTE3001	VTE1500	VTE1603
VTE1001	102	1210	VTE3001	VTE5003	VTE3207	VLFI317	VTE2010	VTE2011	VLFI316	VTE3200	VTE5003	VTE3001	VTE1501	VTE1603
VTE1002	104	610	VTE3003	VTE5004	VTE3209	-	VTE2012	VTE2013	VLFI317	VTE3202	VTE5004	VTE3003	VTE1502	VTE1604
VTE1003	104	860	VTE3003	VTE5004	VTE3209	-	VTE2012	VTE2013	VLFI317	VTE3202	VTE5004	VTE3003	VTE1502	VTE1604
VTE1004	104	1210	VTE3003	VTE5004	VTE3209	-	VTE2012	VTE2013	VLFI317	VTE3202	VTE5004	VTE3003	VTE1503	VTE1604
VTE1005	106	860	VTE3006	VTE5005	VTE3211	VLFI322	VTE2016	VTE2015	VLFI321	VTE3204	VTE5005	VTE3006	VTE1504	VTE1606
VTE1006	106	1210	VTE3006	VTE5005	VTE3211	VLFI322	VTE2016	VTE2015	VLFI321	VTE3204	VTE5005	VTE3006	VTE1505	VTE1606
VTE1007	108	860	VTE3009	VTE5009	VTE3219	-	VTE2018	VTE2016	VLFI325	VTE3217	VTE5009	VTE3009	VTE1510	VTE1611
VTE1008	101	860	VTE3011	VTE5011	VTE3214	VLFI316	VTE2008	VTE2009	VLFI316	VTE3215	VTE5011	VTE3011	VTE1500	VTE1607
VTE1009	101	1210	VTE3011	VTE5011	VTE3214	VLFI316	VTE2008	VTE2009	VLFI316	VTE3215	VTE5011	VTE3011	VTE1501	VTE1607
VTE1036	105	860	VTE3004	VTE5007	VTE3210	VLFI322	VTE2014	VTE2015	VLFI321	VTE3203	VTE5007	VTE3004	VTE1504	VTE1605
VTE1054	106	1610	VTE3006	VTE5005	VTE3211	VLFI322	VTE2016	VTE2015	VLFI321	VTE3204	VTE5005	VTE3006	VTE1522	VTE1606




*Quick release type yoke.

Safety device complete shafts –triangular and splined.

Complete shafts	Tractor End						Implement End							
	Series	Length (mm)	Outer yoke	UJ	Inner yoke	Roll pin	Outer tube	Inner tube	Roll pin	Inner yoke	UJ	Safety device	PTO guard	Retainer clips
VTE1037	105	860	VTE3004	VTE5007	VTE3210	VLFI322	VTE2014	VTE2015	VLFI321	VTE3203	VTE5007	VTE7305	VTE1504	VTE1605
VTE1038	105	860	VTE3004	VTE5007	VTE3210	VLFI322	VTE2014	VTE2015	VLFI321	VTE3203	VTE5007	VTE7230	VTE1504	VTE1605
VTE1039	104	1110	VTE3003	VTE5004	VTE3209	-	VTE2012	VTE2013	VLFI317	VTE3202	VTE5004	VTE7304	VTE1503	VTE1604
VTE1040	106	1010	VTE3006	VTE5005	VTE3211	VLFI322	VTE2016	VTE2015	VLFI321	VTE3204	VTE5005	VTE7052	VTE1504	VTE1606
VTE1050	106	860	VTE3006	VTE5005	VTE3211	VLFI322	VTE2016	VTE2015	VLFI321	VTE3204	VTE5005	VTE7306	VTE1522	VTE1606
VTE1053	106	1510	VTE3006	VTE5005	VTE3211	VLFI322	VTE2016	VTE2015	VLFI321	VTE3204	VTE5005	VTE7306	VTE1522	VTE1606

Retractable collar complete shafts - triangular and splined type.

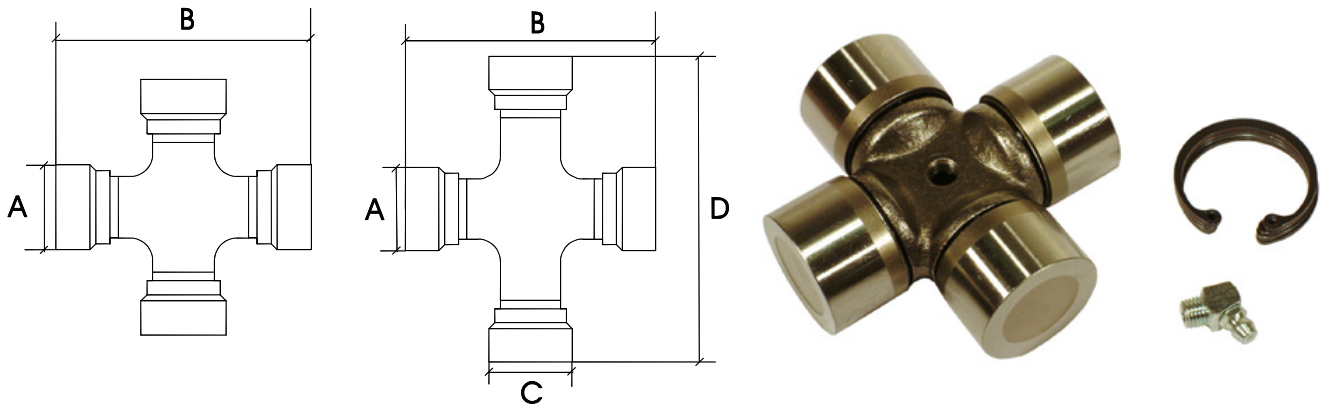
Complete shafts	Tractor End						Implement End							
	Series	Length (mm)	Outer yoke	UJ	Inner yoke	Roll pin	Outer tube	Inner tube	Roll pin	Inner yoke	UJ	Outer yoke	PTO guard	Retainer clips
VTE1100	102	860	VTE8001	VTE5003	VTE3207	VLFI1317	VTE2010	VTE2011	VLFI1316	VTE3200	VTE5003	VTE8001	VTE1500	VTE1603
VTE1101	102	1210	VTE8001	VTE5003	VTE3207	VLFI1317	VTE2010	VTE2011	VLFI1316	VTE3200	VTE5003	VTE8001	VTE1501	VTE1603
VTE1102	104	610	VTE8003	VTE5004	VTE3209	-	VTE2012	VTE2013	VLFI1317	VTE3202	VTE5004	VTE8003	VTE1502	VTE1604
VTE1103	104	860	VTE8003	VTE5004	VTE3209	-	VTE2012	VTE2013	VLFI1317	VTE3202	VTE5004	VTE8003	VTE1502	VTE1604
VTE1104	104	1210	VTE8003	VTE5004	VTE3209	-	VTE2012	VTE2013	VLFI1317	VTE3202	VTE5004	VTE8003	VTE1503	VTE1604
VTE1105	106	860	VTE8006	VTE5005	VTE3211	VLFI1322	VTE2016	VTE2015	VLFI1321	VTE3204	VTE5005	VTE8006	VTE1504	VTE1606
VTE1106	106	1210	VTE8006	VTE5005	VTE3211	VLFI1322	VTE2016	VTE2015	VLFI1321	VTE3204	VTE5005	VTE8006	VTE1505	VTE1606
VTE1107	108	860	VTE8009	VTE5009	VTE3219	-	VTE2018	VTE2016	VLFI1325	VTE3217	VTE5009	VTE8009	VTE1510	VTE1611
VTE1108	101	860	VTE8011	VTE5011	VTE3214	VLFI1316	VTE2008	VTE2009	VLFI1316	VTE3215	VTE5011	VTE8011	VTE1500	VTE1607
VTE1109	101	1210	VTE8011	VTE5011	VTE3214	VLFI1316	VTE2008	VTE2009	VLFI1316	VTE3215	VTE5011	VTE8011	VTE1501	VTE1607
VTE1136	105	860	VTE8004	VTE5007	VTE3210	VLFI1322	VTE2014	VTE2015	VLFI1321	VTE3203	VTE5007	VTE8004	VTE1504	VTE1605
VTE1154	106	1610	VTE8006	VTE5005	VTE3211	VLFI1322	VTE2016	VTE2015	VLFI1321	VTE3204	VTE5005	VTE8006	VTE1522	VTE1606



*Retractable collar type yoke.

Safety device and retractable collar complete shafts –triangular and splined.

Complete shafts	Tractor End						Implement End							
	Series	Length (mm)	Outer yoke	UJ	Inner yoke	Roll pin	Outer tube	Inner tube	Roll pin	Inner yoke	UJ	Safety device	PTO guard	Retainer clips
VTE1137	105	860	VTE8004	VTE5007	VTE3210	VLFI1322	VTE2014	VTE2015	VLFI1321	VTE3203	VTE5007	VTE7305	VTE1504	VTE1605
VTE1138	105	860	VTE8004	VTE5007	VTE3210	VLFI1322	VTE2014	VTE2015	VLFI1321	VTE3203	VTE5007	VTE7230	VTE1504	VTE1605
VTE1139	104	1110	VTE8003	VTE5004	VTE3209	-	VTE2012	VTE2013	VLFI1317	VTE3202	VTE5004	VTE7304	VTE1503	VTE1604
VTE1140	106	1010	VTE8006	VTE5005	VTE3211	VLFI1322	VTE2016	VTE2015	VLFI1321	VTE3204	VTE5005	VTE7052	VTE1504	VTE1606
VTE1150	106	860	VTE8006	VTE5005	VTE3211	VLFI1322	VTE2016	VTE2015	VLFI1321	VTE3204	VTE5005	VTE7306	VTE1522	VTE1606
VTE1153	106	1510	VTE8006	VTE5005	VTE3211	VLFI1322	VTE2016	VTE2015	VLFI1321	VTE3204	VTE5005	VTE7306	VTE1522	VTE1606



Tube type	A (mm)	B (mm)	Series	Type	KW	VAP part no.	Page no.
Lemon and Star	27	70	W1	11	18	VTE5001	20
	34	90	W11	12	41	VTE5002	22
	30	92	W220	22	41	VTE5005	24
	30.2	106.5	W230	23	55	VTE5006	26
	35	106.5	W240	24	60	VTE5009	28
	22	55	W2100	10	12	VTE5000	30
	24	61	W2200	20	21	VTE5003	32
	27	74.6	W2300	21	23	VTE5004	34
	32	76	W2400	35	41	VTE5008	36
	36	89	W2500	36	68	VTE5010	38
42	104	W2600	26	99	VTE5015	40	

Tube type	A (mm)	B (mm)	C (mm)	D (mm)	Series	Type	kW	VAP part no.	Page no.
Wide angle	24	61	22	76	W2280	-	-	-	-
Lemon and Star	27	75	24	91	W2380	21.06	23	VTE5017	36
	32	76	27	98	W2480	35.06	41	VTE5020	38
	36	89	32	106	W2580	36.06	68	VTE5018	40

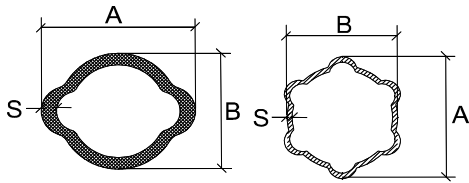
All PTO drive shafts manufactured by BENZI & DI TERLIZZI and supplied by VAPORMATIC fully conform to the Machinery Directive 89/392 linked to European Safety Norms EN292, EN294, EN1152 as well as the recent EN12965. In particular the shafts satisfy the need of European Safety Norm EN12965:2004, that all primary (original equipment) PTO drive shafts must be equipped with a PTO end yoke on the Tractor side featuring "a locking device that shall have no point which can cause entanglement (e.g. by collar design)."

W1 Lemon - Star



U joint information 27mm x 70mm VTE5001 type 11

Tube information



		Profile	A (mm)	B (mm)	S (mm)	Length (mm)
VTE2002	Inner lemon	0v	40	34.5	4	3000
VTE2003	Outer lemon	1	48	41	3	3000
VTE2302	Inner lemon	0v	40	34.5	4	1000
VTE2303	Outer lemon	1	48	41	3	1000

Inner yoke

Inner lemon tube



Profile Tube end

VTE3103 0v 58mm

Outer lemon tube



Profile Tube end

VTE3113 1 58mm

Outer yoke

Quick release



Shaft size

VTE3030 1 3/8", 21

VTE3002 1 3/8", 6

Retractable collar



Shaft size

VTE8030 1 3/8", 21

VTE8002 1 3/8", 6

Splined yoke with interfering bolt



Shaft size

VTE4002 1 3/8", 6

Splined yoke with non interfering bolt



Shaft size

VTE4102 1 3/8", 6

Plain bore with pin hole



Bore Pin hole

VTE3508 30mm 10mm

Plain bore with keyway & threaded hole



Bore Keyway Thread

VTE3641 1 1/4" 5/16" 3/8"

VTE3646 1 3/8" 5/16" 3/8"

VTE3604 25mm 8mm M12

VTE3608 30mm 8mm M12

Plain bore with keyway & Non Interfering bolt



Bore Keyway Thread

VTE3804 25mm 8mm M12

VTE3808 30mm 8mm M12

Plain bore with keyway & Interfering bolt



Bore Keyway Thread

VTE3708 30mm 8mm M12

VTE3712 35mm 10mm M12

Safety device

Ratchet clutch



	Shaft size	Torque Nm
VTE7114	1 3/8", 6	600

Shear bolt unit



	Shaft size	Torque Nm
VTE7303	1 3/8", 6	1300

Over run clutch



	Shaft size	Torque Nm
VTE7213	1 3/8", 6	3000

Yoke assembly

Quick release inner lemon tube



	Profile	Shaft size
VTE1823	0v	1 3/8", 6

Guard

Guard assembly



	Length	Information
VTE1530	1160mm	Fr clutch
VTE1560	1210mm	Long cone
VTE1503	1210mm	Standard
VTE1521	1760mm	Standard
VTE1502	860mm	Standard

Guard retainer




	id (mm)	Groove type
VTE1601	both 49.5	Square
VTE1609	both 55.0	Round

Guard chain



	Length	Information
VTE1700	55mm	-

Implement guard cone



	A (mm)	B x C	D (mm)
VTE1540	58	200x20	150
VTE1541	58	240x24	150
VTE1542	60	275x35	250

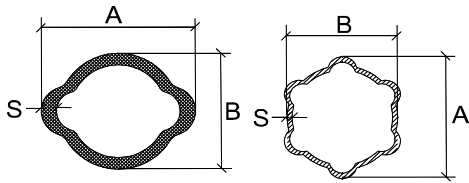
***Note: For further technical information on all products found on this page please refer to the group section of this catalogue.**

W11 Lemon - Star



U joint information 34mm x 90mm VTE5002 type 12

Tube information



		Profile	A (mm)	B (mm)	S (mm)	Length (mm)
VTE2005	Outer lemon	2a (2s)	57.5	48	4	3000
VTE2006	Inner lemon	1b (1s)	49	39.5	4.5	3000
VTE2030	Inner star	S4	51	37	-	3000
VTE2031	Outer star	S5	61	47	4.5	3000
VTE2305	Outer lemon	2a (2s)	57.5	48	4	1000
VTE2306	Inner lemon	1b (1s)	49	39.5	4.5	1000
VTE2330	Inner star	S4	51	37	-	1000
VTE2331	Outer star	S5	61	47	4.5	1000

Inner yoke

Inner lemon tube



Profile Tube end

VTE3108 1b 70mm

Outer lemon tube



Profile Tube end

VTE3118 2a 70mm

Inner star tube



Profile Tube end

VTE3300 s4 70mm

Outer star tube



Profile Tube end

VTE3310 s5 70mm

Outer yoke

Quick release



Shaft size

VTE3023 1 3/8", 21
VTE3007 1 3/8", 6

Plain bore with keyway & threaded hole



Bore Keyway Thread

VTE3614 30mm 8mm M12
VTE3628 40mm 12mm M12

Yoke assembly

Quick release inner lemon tube



	Profile	Shaft size
VTE1828	1b (1s)	1 3/8", 6


Guard

Guard assembly



	Length	Information
VTE1531	1160mm	Fr clutch
VTE1561	1210mm	Long cone
VTE1505	1210mm	Standard
VTE1522	1760mm	Standard
VTE1504	860mm	Standard

Guard retainer




	id (mm)	Groove type
VTE1602	both 62.0	Square
VTE1610	both 66.5	Round

Guard chain



	Length	Information
VTE1700	55mm	-

Implement guard cone



	A (mm)	B x C	D (mm)
VTE1540	58	200x20	150
VTE1541	58	240x24	150
VTE1542	60	275x35	250

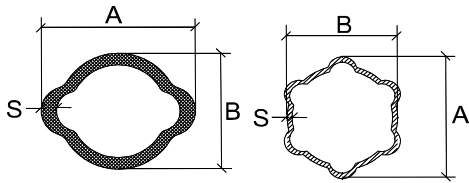
***Note: For further technical information on all products found on this page please refer to the group section of this catalogue.**

W220 Lemon - Star



U joint information 30mm x 92mm VTE5005 type 22

Tube information



		Profile	A (mm)	B (mm)	S (mm)	Length (mm)
VTE2005	Outer lemon	2a (2s)	57.5	48	4	3000
VTE2006	Inner lemon	1b (1s)	49	39.5	4.5	3000
VTE2030	Inner star	S4	51	37	-	3000
VTE2031	Outer star	S5	61	47	4.5	3000
VTE2305	Outer lemon	2a (2s)	57.5	48	4	1000
VTE2306	Inner lemon	1b (1s)	49	39.5	4.5	1000
VTE2330	Inner star	S4	51	37	-	1000
VTE2331	Outer star	S5	61	47	4.5	1000

Inner yoke

Inner lemon tube



Profile Tube end

VTE3107 1b 70mm

Outer lemon tube



Profile Tube end

VTE3117 2a 70mm

Inner star tube



Profile Tube end

VTE3127 s4 70

Outer star tube



Profile Tube end

VTE3128 s5 70mm

Outer yoke

Quick release



Shaft size

VTE3080 1 3/4", 20
VTE3060 1 3/4", 6
VTE3022 1 3/8", 21
VTE3006 1 3/8", 6

Retractable collar



Shaft size

VTE8080 1 3/4", 20
VTE8060 1 3/4", 6
VTE8022 1 3/8", 21
VTE8006 1 3/8", 6

Splined yoke with interfering bolt



Shaft size

VTE4005 1 3/8", 6

Splined yoke with non interfering bolt



Shaft size

VTE4105 1 3/8", 6

Plain bore with keyway & threaded hole



Bore Keyway Thread

VTE3644 1 1/4" 5/16" 3/8"
VTE3649 1 3/8" 5/16" 3/8"
VTE3619 35mm 10mm M12
VTE3626 40mm 12mm M12

Plain bore with keyway & Non Interfering bolt



Bore Keyway Thread

VTE3834 1 1/4" 5/16" M12
VTE3839 1 3/8" 5/16" M12
VTE3816 35mm 10mm M12
VTE3819 40mm 12mm M12

Plain bore with keyway & Interfering bolt



Bore Keyway Thread

VTE3715 35mm 10mm M12
VTE3718 40mm 12mm M12

Safety device

Friction clutch



	Shaft size	Torque Nm
VTE7072	1 3/4", 20	1450
VTE7066	1 3/4", 6	1200
VTE7051	1 3/4", 6	1450
VTE7086	1 3/4", 6	1450
VTE7071	1 3/8", 21	1450
VTE7026	1 3/8", 6	1200
VTE7050	1 3/8", 6	1450
VTE7052	1 3/8", 6	1450
VTE7013	1 3/8", 6	900

Ratchet clutch



	Shaft size	Torque Nm
VTE7174	1 3/8", 6	900

Shear bolt unit



	Shaft size	Torque Nm
VTE7316	1 3/4", 6	2500
VTE7324	1 3/8", 21	2500
VTE7306	1 3/8", 6	2500

Over run clutch



	Shaft size	Torque Nm
VTE7260	1 3/8 21	3000
VTE7226	1 3/8", 6	3000

Yoke assembly

Quick release inner lemon tube



	Profile	Shaft size
VTE1827	1b (1s)	1 3/8", 6

Quick release outer lemon tube



	Profile	Shaft size
VTE1837	2a (2s)	1 3/8", 6


Guard

Guard assembly



	Length	Information
VTE1531	1160mm	Fr clutch
VTE1561	1210mm	Long cone
VTE1505	1210mm	Standard
VTE1522	1760mm	Standard
VTE1504	860mm	Standard

Guard retainer




	id (mm)	Groove type
VTE1602	both 62.0	Square
VTE1610	both 66.5	Round

Guard chain



	Length	Information
VTE1700	55mm	-

Implement guard cone



	A (mm)	B x C	D (mm)
VTE1540	58	200x20	150
VTE1541	58	240x24	150
VTE1542	60	275x35	250

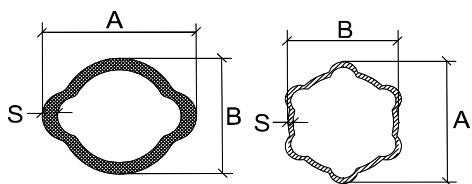
*Note: For further technical information on all products found on this page please refer to the group section of this catalogue.

W230 Lemon - Star

U joint information 30.2mm x 106.5mm VTE5006 type 23



Tube information



		Profile	A (mm)	B (mm)	S (mm)	Length (mm)
VTE2005	Outer lemon	2a (2s)	57.5	48	4	3000
VTE2006	Inner lemon	1b (1s)	49	39.5	4.5	3000
VTE2030	Inner star	S4	51	37	-	3000
VTE2031	Outer star	S5	61	47	4.5	3000
VTE2305	Outer lemon	2a (2s)	57.5	48	4	1000
VTE2306	Inner lemon	1b (1s)	49	39.5	4.5	1000
VTE2330	Inner star	S4	51	37	-	1000
VTE2331	Outer star	S5	61	47	4.5	1000

Inner yoke

Inner lemon tube



Profile Tube end

VTE3122 1b 70mm

Outer lemon tube



Profile Tube end

VTE3123 2a 70mm

Inner star tube



Profile Tube end

VTE3130 s4 70mm

Outer star tube



Profile Tube end

VTE3129 s5 70mm

Outer yoke

Quick release



Shaft size

VTE3084 1 3/4", 20

VTE3008 1 3/8", 6


Guard

Guard assembly



	Length	Information
VTE1531	1160mm	Fr clutch
VTE1561	1210mm	Long cone
VTE1505	1210mm	Standard
VTE1522	1760mm	Standard
VTE1504	860mm	Standard

Guard retainer



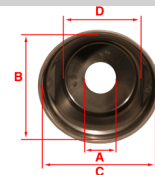
	id (mm)	Groove type
VTE1602	both 62.0	Square
VTE1610	both 66.5	Round

Guard chain



	Length	Information
VTE1700	55mm	-

Implement guard cone



	A (mm)	B x C	D (mm)
VTE1540	58	200x20	150
VTE1541	58	240x24	150
VTE1542	60	275x35	250

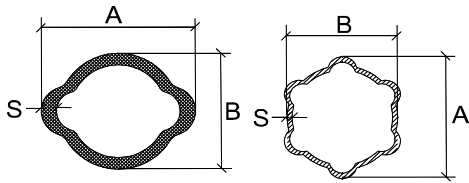
***Note: For further technical information on all products found on this page please refer to the group section of this catalogue.**

W240 Lemon - Star



U joint information 35mm x 106.5mm VTE5009 type 24

Tube information



		Profile	A (mm)	B (mm)	S (mm)	Length (mm)
VTE2005	Outer lemon	2a (2s)	57.5	48	4	3000
VTE2006	Inner lemon	1b (1s)	49	39.5	4.5	3000
VTE2030	Inner star	S4	51	37	-	3000
VTE2031	Outer star	S5	61	47	4.5	3000
VTE2305	Outer lemon	2a (2s)	57.5	48	4	1000
VTE2306	Inner lemon	1b (1s)	49	39.5	4.5	1000
VTE2330	Inner star	S4	51	37	-	1000
VTE2331	Outer star	S5	61	47	4.5	1000

Inner yoke

Inner lemon tube



Profile Tube end

VTE3120 1b 70mm

Outer lemon tube



Profile Tube end

VTE3121 2a 70mm

Inner star tube



Profile Tube end

VTE3301 s4 70mm

Outer star tube



Profile Tube end

VTE3311 s5 70mm

Outer yoke

Quick release



Shaft size

VTE3082 1 3/4", 20
VTE3062 1 3/4", 6
VTE3025 1 3/8", 21
VTE3009 1 3/8", 6

Retractable collar



Shaft size

VTE8082 1 3/4", 20
VTE8062 1 3/4", 6
VTE8025 1 3/8", 21
VTE8009 1 3/8", 6

Splined yoke with interfering bolt



Shaft size

VTE4007 1 3/8", 6

Splined yoke with non interfering bolt



Shaft size

VTE4162 1 3/4", 6

Plain bore with keyway & threaded hole



Bore Keyway Thread

VTE3622 35mm 10mm M14

Plain bore with keyway & Non Interfering bolt



Bore Keyway Thread

VTE3818 35mm 10mm M12
VTE3824 45mm 14mm M12

Plain bore with keyway & Interfering bolt



Bore Keyway Thread

VTE3724 45mm 14mm M16

Safety device

Friction clutch



	Shaft size	Torque Nm
VTE7076	1 3/4", 20	2000
VTE7070	1 3/4", 6	1200
VTE7056	1 3/4", 6	1500
VTE7088	1 3/4", 6	2000
VTE7075	1 3/8", 21	2000
VTE7028	1 3/8", 6	1200
VTE7054	1 3/8", 6	1500
VTE7048	1 3/8", 6	2000

Shear bolt unit



	Shaft size	Torque Nm
VTE7318	1 3/4", 6	3500
VTE7327	1 3/8", 21	3500
VTE7308	1 3/8", 6	3500

Over run clutch



	Shaft size	Torque Nm
VTE7272	1 3/4", 6	3800
VTE7262	1 3/8 21	3000
VTE7228	1 3/8", 6	3000
VTE7271	1 3/8", 6	3000

Guard

Guard assembly



	Length	Information
VTE1531	1160mm	Fr clutch
VTE1561	1210mm	Long cone
VTE1505	1210mm	Standard
VTE1522	1760mm	Standard
VTE1504	860mm	Standard

Guard retainer



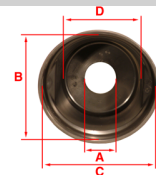
	id (mm)	Groove type
VTE1610	both 66.5	Round

Guard chain



	Length	Information
VTE1700	55mm	-

Implement guard cone



	A (mm)	B x C	D (mm)
VTE1540	58	200x20	150
VTE1541	58	240x24	150
VTE1542			
	60	275x35	250

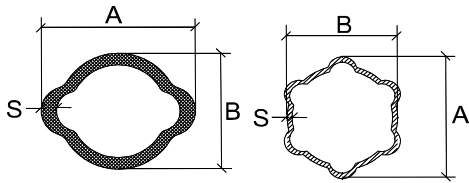
***Note: For further technical information on all products found on this page please refer to the group section of this catalogue.**

W2100 Lemon - Star



U joint information 22mm x 55mm VTE5000 type 10

Tube information



		Profile	A (mm)	B (mm)	S (mm)	Length (mm)
VTE2000	Inner lemon	00a	31	23.5	3.6	3000
VTE2001	Outer lemon	0a	39	30	2.8	3000
VTE2002	Inner lemon	0v	40	34.5	4	3000
VTE2003	Outer lemon	1	48	41	3	3000
VTE2300	Inner lemon	00a	31	23.5	3.6	1000
VTE2301	Outer lemon	0a	39	30	2.8	1000
VTE2302	Inner lemon	0v	40	34.5	4	1000
VTE2303	Outer lemon	1	48	41	3	1000

Inner yoke

Inner lemon tube



	Profile	Tube end
VTE3100	00a	47mm
VTE3124	0v	58mm

Outer lemon tube



	Profile	Tube end
VTE3110	0a	47mm
VTE3125	1	58mm

Outer yoke

Quick release



	Shaft size
VTE3054	1 1/8", 6
VTE3044	1 3/8", 21
VTE3000	1 3/8", 6

Retractable collar



	Shaft size
VTE8044	1 3/8", 21
VTE8000	1 3/8", 6

Plain bore with pin hole



	Bore	Pin hole
VTE3557	25mm	8mm
VTE3482	30mm	10mm

Plain bore with keyway & threaded hole



	Bore	Keyway	Thread
VTE3653	25mm	8mm	M10
VTE3654	30mm	8mm	M10

Plain bore with keyway & Non Interfering bolt



	Bore	Keyway	Thread
VTE3845	30mm	8mm	M12

Plain bore with keyway & Interfering bolt



	Bore	Keyway	Thread
VTE3764	25mm	8mm	M12
VTE3765	30mm	8mm	M12

Yoke assembly

Quick release inner lemon tube



	Profile	Shaft size
VTE1820	00a	1 3/8", 6

Quick release outer lemon tube



	Profile	Shaft size
VTE1830	0a	1 3/8", 6


Guard

Guard assembly



	Length	Information
VTE1501	1210mm	Standard
VTE1520	1760mm	Standard
VTE1500	860mm	Standard

Guard retainer



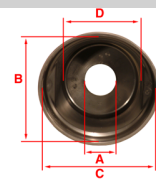
	id (mm)	Groove type
VTE1600	both 40.5	Square
VTE1608	both 50.5	Round

Guard chain



	Length	Information
VTE1700	55mm	-

Implement guard cone



	A (mm)	B x C	D (mm)
VTE1540	58	200x20	150
VTE1541	58	240x24	150
VTE1542	60	275x35	250

Shaft assembly

Quick release shaft



	Min length	Attachment
VTE1012	1210	1 3/8", 6
VTE1011	860	1 3/8", 6

Retractable collar shaft



	Min length	Attachment
VTE1112	1210	1 3/8", 6
VTE1111	1210	1 3/8", 6

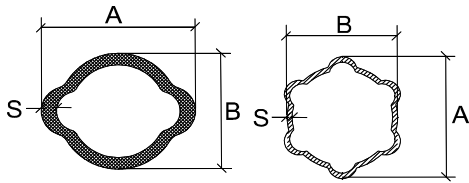
***Note: For further technical information on all products found on this page please refer to the group section of this catalogue.**

W2200 Lemon - Star



U joint information 24mm x 61mm VTE5003 type 20

Tube information



		Profile	A (mm)	B (mm)	S (mm)	Length (mm)
VTE2000	Inner lemon	00a	31	23.5	3.6	3000
VTE2001	Outer lemon	0a	39	30	2.8	3000
VTE2002	Inner lemon	0v	40	34.5	4	3000
VTE2003	Outer lemon	1	48	41	3	3000
VTE2300	Inner lemon	00a	31	23.5	3.6	1000
VTE2301	Outer lemon	0a	39	30	2.8	1000
VTE2302	Inner lemon	0v	40	34.5	4	1000
VTE2303	Outer lemon	1	48	41	3	1000

Inner yoke

Inner lemon tube

Outer lemon tube



	Profile	Tube end		Profile	Tube end
VTE3101	00a	47mm	VTE3111	0a	47mm
VTE3102	0v	58mm	VTE3112	1	58mm

Outer yoke

Quick release

Retractable collar

Splined only

Splined yoke with interfering bolt



	Shaft size
VTE3041	1 1/8", 6
VTE3029	1 3/8", 21
VTE3001	1 3/8", 6

	Shaft size
VTE8029	1 3/8", 21
VTE8001	1 3/8", 6

	Shaft size
VTE4221	1 3/8", 21

	Shaft size
VTE4001	1 3/8", 6

Plain bore with pin hole

Plain bore with keyway & threaded hole

Plain bore with keyway & Non Interfering bolt

Plain bore with keyway & Interfering bolt



	Bore	Pin hole
VTE3538	1 1/4"	3/8"
VTE3537	1"	5/16"
VTE3501	20mm	6mm
VTE3503	25mm	8mm
VTE3507	30mm	10mm

	Bore	Keyway	Thread
VTE3640	1 1/4"	5/16"	3/8"
VTE3638	1"	1/4"	3/8"
VTE3601	20mm	6mm	M8
VTE3603	25mm	8mm	M10
VTE3607	30mm	8mm	M10

	Bore	Keyway	Thread
VTE3828	1"	1/4"	M12
VTE3803	25mm	8mm	M12
VTE3807	30mm	8mm	M12

	Bore	Keyway	Thread
VTE3703	25mm	8mm	M12
VTE3707	30mm	8mm	M12

Safety device

Ratchet clutch



	Shaft size	Torque Nm
VTE7151	1 3/8", 6	300
VTE7161	1 3/8", 6	600
VTE7171	1 3/8", 6	900

Shear bolt unit



	Shaft size	Torque Nm
VTE7320	1 3/8", 21	900
VTE7340	1 3/8", 6	780
VTE7302	1 3/8", 6	900

Over run clutch



	Shaft size	Torque Nm
VTE7256	1 3/8 21	3000
VTE7251	1 3/8", 6	3000

Yoke assembly

Quick release inner lemon tube



	Profile	Shaft size
VTE1821	00a	1 3/8", 6
VTE1822	0v	1 3/8", 6

Quick release outer lemon tube



	Profile	Shaft size
VTE1831	0a	1 3/8", 6
VTE1832	1	1 3/8", 6

Guard

Guard assembly



	Length	Information
VTE1530	1160mm	Fr clutch
VTE1560	1210mm	Long cone
VTE1501	1210mm	Standard
VTE1503	1210mm	Standard
VTE1520	1760mm	Standard
VTE1521	1760mm	Standard
VTE1500	860mm	Standard
VTE1502	860mm	Standard

Guard retainer




	id (mm)	Groove type
VTE1600	both 40.5	Square
VTE1601	both 49.5	Square
VTE1608	both 50.5	Round
VTE1609	both 55.0	Round

Guard chain



	Length	Information
VTE1700	55mm	-

Implement guard cone



	A (mm)	B x C	D (mm)
VTE1540	58	200x20	150
VTE1541	58	240x24	150
VTE1542	60	275x35	250

Shaft assembly

Quick release shaft



	Min length	Attachment
VTE1014	1210	1 3/8", 6
VTE1013	860	1 3/8", 6

Retractable collar shaft



	Min length	Attachment
VTE1114	1210	1 3/8", 6
VTE1113	860	1 3/8", 6

Safety device shaft



	Min length	Attachment
VTE1056	1360	1 3/8", 6

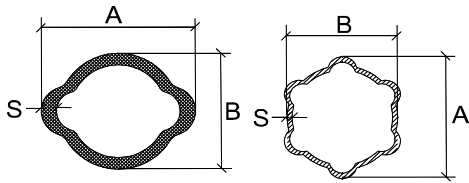
*Note: For further technical information on all products found on this page please refer to the group section of this catalogue.

W2300 Lemon - Star

U joint information 27mm x 74.6mm VTE5004 type 21



Tube information



		Profile	A (mm)	B (mm)	S (mm)	Length (mm)
VTE2002	Inner lemon	0v	40	34.5	4	3000
VTE2003	Outer lemon	1	48	41	3	3000
VTE2005	Outer lemon	2a (2s)	57.5	48	4	3000
VTE2006	Inner lemon	1b (1s)	49	39.5	4.5	3000
VTE2302	Inner lemon	0v	40	34.5	4	1000
VTE2303	Outer lemon	1	48	41	3	1000
VTE2305	Outer lemon	2a (2s)	57.5	48	4	1000
VTE2306	Inner lemon	1b (1s)	49	39.5	4.5	1000

Inner yoke

Inner lemon tube



	Profile	Tube end
VTE3104	0v	58mm
VTE3105	1b	70mm

Outer lemon tube



	Profile	Tube end
VTE3114	1	58mm
VTE3115	2a	70mm

Outer yoke

Quick release



	Shaft size
VTE3031	1 3/8", 21
VTE3003	1 3/8", 6

Retractable collar



	Shaft size
VTE8031	1 3/8", 21
VTE8003	1 3/8", 6

Splined only



	Shaft size
VTE4203	1 3/8", 6

Splined yoke with interfering bolt



	Shaft size
VTE4003	1 3/8", 6

Splined yoke with non interfering bolt



	Shaft size
VTE4103	1 3/8", 6

Plain bore with pin hole



	Bore	Pin hole
VTE3540	1 1/4"	3/8"
VTE3574	1 3/8"	1/2"
VTE3545	1 3/8"	3/8"
VTE3505	25mm	8mm
VTE3509	30mm	10mm
VTE3516	35mm	13mm

Plain bore with keyway & threaded hole



	Bore	Keyway	Thread
VTE3642	1 1/4"	1/4"	3/8"
VTE3683	1 1/8"	1/4"	3/8"
VTE3647	1 3/8"	5/16"	3/8"
VTE3605	25mm	8mm	M12
VTE3609	30mm	8mm	M12
VTE3616	35mm	10mm	M12

Plain bore with keyway & Non Interfering bolt



	Bore	Keyway	Thread
VTE3832	1 1/4"	5/16"	M12
VTE3837	1 3/8"	5/16"	M12
VTE3850	1"	1/4"	M12
VTE3805	25mm	8mm	M12
VTE3809	30mm	8mm	M12
VTE3814	35mm	10mm	M12

Plain bore with keyway & Interfering bolt



	Bore	Keyway	Thread
VTE3713	35mm	10mm	M12

Lemon Series

Safety device

Friction clutch



	Shaft size	Torque Nm
VTE7014	1 3/8", 6	900

Ratchet clutch



	Shaft size	Torque Nm
VTE7182	1 3/8", 6	1200
VTE7162	1 3/8", 6	600
VTE7172	1 3/8", 6	900

Shear bolt unit



	Shaft size	Torque Nm
VTE7322	1 3/8", 21	1700
VTE7304	1 3/8", 6	1700
VTE7341	1 3/8", 6	1860

Over run clutch



	Shaft size	Torque Nm
VTE7257	1 3/8 21	3000
VTE7252	1 3/8", 6	3000

Yoke assembly

Quick release inner lemon tube



	Profile	Shaft size
VTE1824	0v	1 3/8", 6
VTE1825	1b (1s)	1 3/8", 6

Quick release outer lemon tube



	Profile	Shaft size
VTE1834	1	1 3/8", 6
VTE1835	2a (2s)	1 3/8", 6

Guard

Guard assembly



	Length	Information
VTE1530	1160mm	Fr clutch
VTE1531	1160mm	Fr clutch
VTE1560	1210mm	Long cone
VTE1561	1210mm	Long cone
VTE1503	1210mm	Standard
VTE1505	1210mm	Standard
VTE1521	1760mm	Standard
VTE1522	1760mm	Standard
VTE1502	860mm	Standard
VTE1504	860mm	Standard

Guard retainer




	id (mm)	Groove type
VTE1601	both 49.5	Square
VTE1609	both 55.0	Round
VTE1602	both 62.0	Square
VTE1610	both 66.5	Round

Guard chain



	Length	Information
VTE1700	55mm	-

Implement guard cone



	A (mm)	B x C	D (mm)
VTE1540	58	200x20	150
VTE1541	58	240x24	150
VTE1542	60	275x35	250

Shaft assembly

Quick release shaft



	Min length	Attachment
VTE1016	1210	1 3/8", 6
VTE1015	860	1 3/8", 6

Retractable collar shaft



	Min length	Attachment
VTE1116	1210	1 3/8", 6
VTE1115	860	1 3/8", 6

Safety device shaft



	Min length	Attachment
VTE1010	1210	1 3/8", 6
VTE1055	660	1 3/8", 6

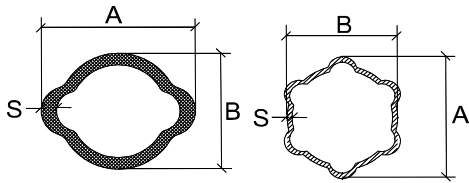
*Note: For further technical information on all products found on this page please refer to the group section of this catalogue.

W2400 Lemon - Star



U joint information 32mm x 76mm VTE5008 type 35

Tube information



		Profile	A (mm)	B (mm)	S (mm)	Length (mm)
VTE2005	Outer lemon	2a (2s)	57.5	48	4	3000
VTE2006	Inner lemon	1b (1s)	49	39.5	4.5	3000
VTE2030	Inner star	S4	51	37	-	3000
VTE2031	Outer star	S5	61	47	4.5	3000
VTE2305	Outer lemon	2a (2s)	57.5	48	4	1000
VTE2306	Inner lemon	1b (1s)	49	39.5	4.5	1000
VTE2330	Inner star	S4	51	37	-	1000
VTE2331	Outer star	S5	61	47	4.5	1000

Inner yoke

Inner lemon tube



Profile Tube end

VTE3106	1b	70mm
---------	----	------

Outer lemon tube



Profile Tube end

VTE3116	2a	70mm
---------	----	------

Inner star tube



Profile Tube end

VTE3303	s4	70mm
---------	----	------

Outer star tube



Profile Tube end

VTE3313	s5	70mm
---------	----	------

Outer yoke

Quick release



Shaft size

VTE3048	1 3/4", 20
VTE3047	1 3/4", 6
VTE3021	1 3/8", 21
VTE3005	1 3/8", 6

Retractable collar



Shaft size

VTE8048	1 3/4", 20
VTE8047	1 3/4", 6
VTE8021	1 3/8", 21
VTE8005	1 3/8", 6

Splined yoke with interfering bolt



Shaft size

VTE4012	1 3/4", 6
VTE4033	1 3/8", 6

Splined yoke with non interfering bolt



Shaft size

VTE4128	1 3/8", 6
---------	-----------

Plain bore with pin hole



Bore Pin hole

VTE3523	40mm	13mm
---------	------	------

Plain bore with keyway & threaded hole



Bore Keyway Thread

VTE3611	30mm	8mm	M12
VTE3617	35mm	10mm	M12

Plain bore with keyway & Non Interfering bolt



Bore Keyway Thread

VTE3770	1 1/2"	3/8"	M12
VTE3858	35mm	10mm	M12

Lemon Series

Safety device

Friction clutch



	Shaft size	Torque Nm
VTE7091	1 3/8", 6	1200
VTE7092	1 3/8", 6	1450

Ratchet clutch



	Shaft size	Torque Nm
VTE7183	1 3/8", 6	1200
VTE7193	1 3/8", 6	1500
VTE7173	1 3/8", 6	900

Shear bolt unit



	Shaft size	Torque Nm
VTE7331	1 3/8", 6	2500
VTE7342	1 3/8", 6	2920

Over run clutch



	Shaft size	Torque Nm
VTE7254	1 3/8", 6	3000

Yoke assembly

Quick release inner lemon tube



	Profile	Shaft size
VTE1826	1b (1s)	1 3/8", 6

Quick release outer lemon tube



	Profile	Shaft size
VTE1836	2a (2s)	1 3/8", 6

Guard

Guard assembly



	Length	Information
VTE1531	1160mm	Fr clutch
VTE1561	1210mm	Long cone
VTE1505	1210mm	Standard
VTE1522	1760mm	Standard
VTE1504	860mm	Standard

Guard retainer




	id (mm)	Groove type
VTE1602	both 62.0	Square
VTE1610	both 66.5	Round

Guard chain



	Length	Information
VTE1700	55mm	-

Implement guard cone



	A (mm)	B x C (mm)	D (mm)
VTE1540	58	200x20	150
VTE1541	58	240x24	150
VTE1542	60	275x35	250

Shaft assembly

Quick release shaft



	Min length	Attachment
VTE1018	1210	1 3/8", 6
VTE1017	860	1 3/8", 6

Retractable collar shaft



	Min length	Attachment
VTE1118	1210	1 3/8", 6
VTE1117	860	1 3/8", 6

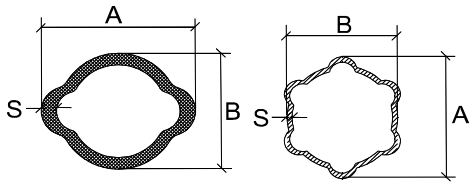
*Note: For further technical information on all products found on this page please refer to the group section of this catalogue.

W2500 Lemon - Star



U joint information 36mm x 89mm VTE5010 type 36

Tube information



		Profile	A (mm)	B (mm)	S (mm)	Length (mm)
VTE2005	Outer lemon	2a (2s)	57.5	48	4	3000
VTE2006	Inner lemon	1b (1s)	49	39.5	4.5	3000
VTE2030	Inner star	S4	51	37	-	3000
VTE2031	Outer star	S5	61	47	4.5	3000
VTE2305	Outer lemon	2a (2s)	57.5	48	4	1000
VTE2306	Inner lemon	1b (1s)	49	39.5	4.5	1000
VTE2330	Inner star	S4	51	37	-	1000
VTE2331	Outer star	S5	61	47	4.5	1000

Inner yoke

Inner lemon tube



Profile Tube end

VTE3109 1b 70mm

Outer lemon tube



Profile Tube end

VTE3119 2a 70mm

Inner star tube



Profile Tube end

VTE3302 s4 70mm

Outer star tube



Profile Tube end

VTE3312 s5 70mm

Outer yoke

Quick release



Shaft size

VTE3049 1 3/4", 20
VTE3063 1 3/4", 6
VTE3026 1 3/8", 21
VTE3010 1 3/8", 6

Retractable collar



Shaft size

VTE8049 1 3/4", 20
VTE8063 1 3/4", 6
VTE8026 1 3/8", 21
VTE8010 1 3/8", 6

Splined yoke with interfering bolt



Shaft size

VTE4031 1 3/4", 20
VTE4063 1 3/4", 6
VTE4028 1 3/8", 21
VTE4008 1 3/8", 6

Splined yoke with non interfering bolt



Shaft size

VTE4133 1 3/8", 21
VTE4132 1 3/8", 6

Plain bore with keyway & threaded hole



Bore Keyway Thread

VTE3623 35mm 10mm M12

Lemon Series

Safety device

Friction clutch



	Shaft size	Torque Nm
VTE7093	1 3/4", 6	1700
VTE7096	1 3/8", 21	1700
VTE7090	1 3/8", 6	1700

Yoke assembly

Quick release inner lemon tube



	Profile	Shaft size
VTE1829	1b (1s)	1 3/8", 6

Quick release inner star tube



	Profile	Shaft size
VTE1863	s4	1 3/8", 6

Quick release outer star tube



	Profile	Shaft size
VTE1873	s5	1 3/8", 6

Guard

Guard assembly



	Length	Information
VTE1531	1160mm	Fr clutch
VTE1561	1210mm	Long cone
VTE1505	1210mm	Standard
VTE1522	1760mm	Standard
VTE1504	860mm	Standard

Guard retainer




	id (mm)	Groove type
VTE1602	both 62.0	Square
VTE1610	both 66.5	Round

Guard chain



	Length	Information
VTE1700	55mm	-

Implement guard cone



	A (mm)	B x C	D (mm)
VTE1540	58	200x20	150
VTE1541	58	240x24	150
VTE1542	60	275x35	250

Shaft assembly

Quick release shaft



	Min length	Attachment
VTE1020	1210	1 3/8", 6
VTE1058	1210	1 3/8", 6
VTE1019	860	1 3/8", 6
VTE1057	860	1 3/8", 6

Retractable collar shaft



	Min length	Attachment
VTE1120	1210	1 3/8", 6
VTE1158	1210	1 3/8", 6
VTE1119	860	1 3/8", 6
VTE1157	860	1 3/8", 6

Safety device shaft



	Min length	Attachment
VTE1041	710	1 3/8", 6

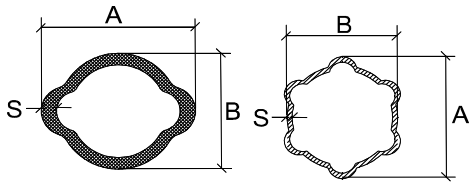
*Note: For further technical information on all products found on this page please refer to the group section of this catalogue.

W2600 Lemon - Star



U joint information 42mm x 104mm VTE5015 type 26

Tube information



		Profile	A (mm)	B (mm)	S (mm)	Length (mm)
VTE2026	Inner star	S5H	61	47	4.5	1025
VTE2030	Inner star	S4	51	37	-	3000
VTE2031	Outer star	S5	61	47	4.5	3000
VTE2032	Outer star	S6	71.5	57.5	5	3000
VTE2330	Inner star	S4	51	37	-	1000
VTE2331	Outer star	S5	61	47	4.5	1000
VTE2332	Outer star	S6	71.5	57.5	5	1000

Inner yoke

Inner star tube



Outer star tube



	Profile	Tube end		Profile	Tube end
VTE3321	s4	70mm	VTE3320	s5	70mm
VTE3323	s5h	90mm	VTE3322	s6h	90mm

Outer yoke

Quick release



Retractable collar



	Shaft size		Shaft size
VTE3085	1 3/4", 20	VTE8085	1 3/4", 20
VTE3034	1 3/8", 21	VTE8034	1 3/8", 21
VTE3015	1 3/8", 6	VTE8015	1 3/8", 6

Lemon Series

Safety device


Friction clutch



	Shaft size	Torque Nm
VTE7099	1 3/4", 20	2000
VTE7098	1 3/8", 21	2000
VTE7094	1 3/8", 6	2000

Guard

Guard retainer



Measured with gap closed


	id (mm)	Groove type
VTE1612	both 80.0	Square

Guard chain



	Length	Information
VTE1700	55mm	-

Implement guard cone



	A (mm)	B x C	D (mm)
VTE1540	58	200x20	150
VTE1541	58	240x24	150
VTE1542	60	275x35	250

Shaft assembly

Quick release shaft



	Min length	Attachment
VTE1060	1210	1 3/4", 20
VTE1059	860	1 3/4", 20

Retractable collar shaft



	Min length	Attachment
VTE1160	1210	1 3/4", 20
VTE1159	860	1 3/4", 20

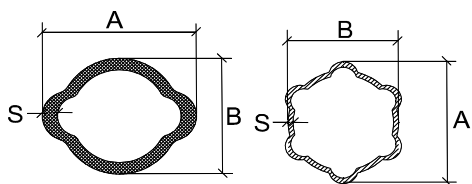
***Note: For further technical information on all products found on this page please refer to the group section of this catalogue.**

W2380 Lemon - Star

U joint information 27mm x 75mm - 24mm x 95mm VTE5017 type 21.06



Tube information



		Profile	A (mm)	B (mm)	S (mm)	Length (mm)
VTE2002	Inner lemon	0v	40	34.5	4	3000
VTE2003	Outer lemon	1	48	41	3	3000
VTE2005	Outer lemon	2a (2s)	57.5	48	4	3000
VTE2006	Inner lemon	1b (1s)	49	39.5	4.5	3000
VTE2302	Inner lemon	0v	40	34.5	4	1000
VTE2303	Outer lemon	1	48	41	3	1000
VTE2305	Outer lemon	2a (2s)	57.5	48	4	1000
VTE2306	Inner lemon	1b (1s)	49	39.5	4.5	1000

Outer yoke

Quick release

Retractable collar



Shaft size

VTE3093 1 3/8", 21

VTE3091 1 3/8", 6



Shaft size

VTE8093 1 3/8", 21

VTE8091 1 3/8", 6

Guard

Wide angle guard assembly



	Length	Information
VTE1571	1210mm	Standard
VTE1572	1210mm	Standard

Wide angle guard cone



	Length	Information
VTE1552	180	-

Wide angle inner yoke

Inner lemon tube



Profile

VTE3056	1b
---------	----

Outer lemon tube



Profile

VTE3161	1
VTE3055	2a

Wide angle assembly

Quick release inner lemon tube



Profile

VTE1901	0v
VTE1958	1b

Quick release outer lemon tube



Profile

VTE1911	1
VTE1959	2a

Shaft assembly

Wide angle shaft



	Min length	Attachment
VTE1043	1210	1 3/8", 6
VTE1051	1210	1 3/8", 6
VTE1143	1210	1 3/8", 6
VTE1151	1210	1 3/8", 6

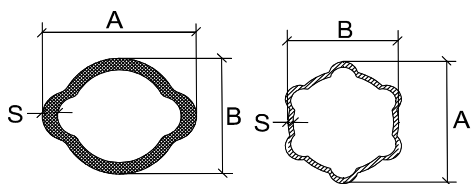
***Note: For further technical information on all products found on this page please refer to the group section of this catalogue.**

W2480 Lemon - Star

U joint information 32mm x 76mm - 27mm x 98mm VTE5020 type 35.06



Tube information



		Profile	A (mm)	B (mm)	S (mm)	Length (mm)
VTE2005	Outer lemon	2a (2s)	57.5	48	4	3000
VTE2006	Inner lemon	1b (1s)	49	39.5	4.5	3000
VTE2025	Inner star	S4H	51	37	-	930
VTE2030	Inner star	S4	51	37	-	3000
VTE2031	Outer star	S5	61	47	4.5	3000
VTE2305	Outer lemon	2a (2s)	57.5	48	4	1000
VTE2306	Inner lemon	1b (1s)	49	39.5	4.5	1000
VTE2330	Inner star	S4	51	37	-	1000
VTE2331	Outer star	S5	61	47	4.5	1000

Outer yoke

Quick release

Retractable collar



Shaft size

VTE3094	1 3/8", 21
VTE3090	1 3/8", 6



Shaft size

VTE8094	1 3/8", 21
VTE8090	1 3/8", 6

Yoke assembly

Wide angle joint body



VTE5500

Guard

Wide angle guard assembly



	Length	Information
VTE1573	1210mm	Standard

Wide angle guard cone



	Length	Information
VTE1550	180	-

Wide angle inner yoke

Inner lemon tube



Profile

VTE3150 1b

Outer lemon tube



Profile

VTE3160 2a

Wide angle assembly

Quick release inner lemon tube



Profile

VTE1900 1b

Quick release outer lemon tube



Profile

VTE1910 2a

Quick release inner star tube



Profile

VTE1962 s4

Shaft assembly

Wide angle shaft



	Min length	Attachment
VTE1044	1210	1 3/8", 6
VTE1144	1210	1 3/8", 6

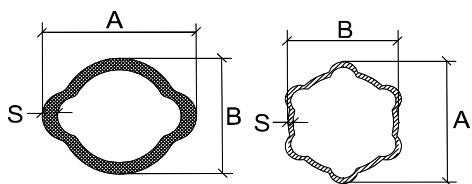
*Note: For further technical information on all products found on this page please refer to the group section of this catalogue.

W2580 Lemon - Star

U joint information 36mm x 89mm - 32mm x 110mm VTE5018 type 36.06



Tube information



		Profile	A (mm)	B (mm)	S (mm)	Length (mm)
VTE2005	Outer lemon	2a (2s)	57.5	48	4	3000
VTE2006	Inner lemon	1b (1s)	49	39.5	4.5	3000
VTE2025	Inner star	S4H	51	37	-	930
VTE2030	Inner star	S4	51	37	-	3000
VTE2031	Outer star	S5	61	47	4.5	3000
VTE2305	Outer lemon	2a (2s)	57.5	48	4	1000
VTE2306	Inner lemon	1b (1s)	49	39.5	4.5	1000
VTE2330	Inner star	S4	51	37	-	1000
VTE2331	Outer star	S5	61	47	4.5	1000

Outer yoke

Quick release

Retractable collar



Shaft size

VTE3095	1 3/8", 21
VTE3092	1 3/8", 6



Shaft size

VTE8095	1 3/8", 21
VTE8092	1 3/8", 6

Yoke assembly

Wide angle joint body



VTE5502

Guard

Wide angle guard assembly



Length	Information
VTE1574 1210mm	Standard

Wide angle guard cone



Length	Information
VTE1555 291	-

Wide angle inner yoke

Inner star tube



Profile

VTE3053 s4

Wide angle assembly

Quick release inner star tube



Profile

VTE1963 s4

Shaft assembly

Wide angle shaft



	Min length	Attachment
VTE1046	1210	1 3/8", 21
VTE1146	1210	1 3/8", 21
VTE1045	1210	1 3/8", 6
VTE1048	1210	1 3/8", 6
VTE1145	1210	1 3/8", 6

***Note: For further technical information on all products found on this page please refer to the group section of this catalogue.**

Notes




Lined area for notes, consisting of horizontal lines for writing.

Lemon Series

Section Contents

Cross journal

Cross journal	51
---------------	----



Inner yoke

Inner lemon tube	52
Inner star tube	52
Outer lemon tube	52
Outer star tube	53



Profile tube

Inner lemon	54
Outer lemon	54
Inner star	55
Outer star	56



Outer yoke

Quick release	58
Retractable collar	58
Splined only	59
Splined yoke with interfering bolt	60
Splined yoke with non interfering bolt	60
Plain bore with keyway & threaded hole	61
Plain bore with pin hole	61
Plain bore with keyway & Non Interfering bolt	62
Plain bore with keyway & Interfering bolt	63



Safety device

Friction clutch	64
Ratchet clutch	64
Over run clutch	65
Shear bolt unit	65




Yoke assembly

Quick release inner lemon tube	67
Quick release inner star tube	67
Quick release outer lemon tube	67
Quick release outer star tube	68
Wide angle joint body	68



Guard

Guard assembly	69
Guard retainer	70
Guard chain	71
Wide angle guard assembly	72
Wide angle guard cone	72
Implement guard cone	73




Wide angle inner yoke

Inner lemon tube	75
Inner star tube	75
Outer lemon tube	75



Wide angle assembly

Quick release inner lemon tube	76
Quick release inner star tube	76
Quick release outer lemon tube	76



Shaft assembly

Quick release shaft	77
Retractable collar safety shaft	77
Retractable collar shaft	77
Safety device shaft	78
Wide angle shaft	78
Display stand	79



Cross journal

Cross journal



Part no.	Series	Information
		Size (mm)
VTE5001	W1	27 x 70
VTE5002	W11	34 x 90
VTE5005	W220	30 x 92
VTE5006	W230	30.2 x 106.5
VTE5000	W2100	22 x 55
VTE5003	W2200	24 x 61
VTE5004	W2300	27 x 74.6
VTE5008	W2400	32 x 76
VTE5010	W2500	36 x 89
VTE5015	W2600	42 x 104
VTE5017	W2380	27 x 74.6, 23.8 x 95
VTE5020	W2480	32 x 76, 27 x 98
VTE5018	W2580	36 x 89, 32 x 110

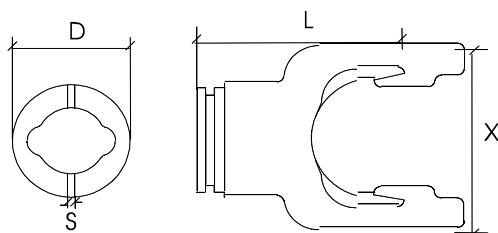
All PTO drive shafts manufactured by BENZI & DI TERLIZZI and supplied by VAPORMATIC fully conform to the Machinery Directive 89/392 linked to European Safety Norms EN292, EN294, EN1152 as well as the recent EN12965. In particular the shafts satisfy the need of European Safety Norm EN12965:2004, that all primary (original equipment) PTO drive shafts must be equipped with a PTO end yoke on the Tractor side featuring "a locking device that shall have no point which can cause entanglement (e.g. by collar design)."

Lemon - Star



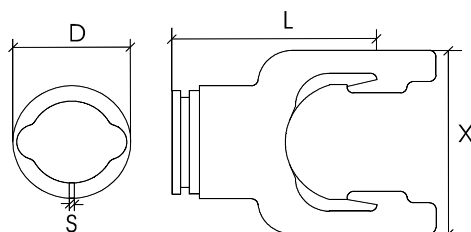
Inner yoke

Inner lemon tube



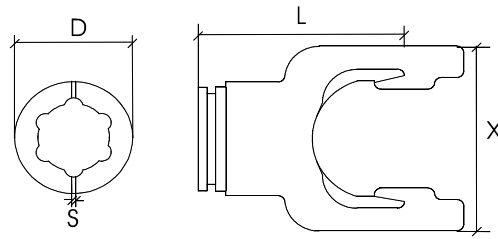
Part no.	Series Information		Equivalent profile	D (mm)	S (mm)	X (mm)	L (mm)
	W	UJ size (mm)					
VTE3103	W1	27 x 70	0v	58mm	10	80	85
VTE3108	W11	34 x 90	1b	70mm	10	89	96
VTE3107	W220	30 x 92	1b	70mm	10	106	105
VTE3122	W230	30.2 x 106.5	1b	70mm	10	106	120
VTE3120	W240	35 x 106.5	1b	70mm	10	117	120
VTE3100	W2100	22 x 55	00a	47mm	8	65	79
VTE3124	W2100	22 x 55	0v	58mm	10	65	79
VTE3101	W2200	24 x 61	00a	47mm	8	71	82
VTE3102	W2200	24 x 61	0v	58mm	10	71	82
VTE3104	W2300	27 x 74.6	0v	58mm	10	85	98
VTE3105	W2300	27 x 74.6	1b	70mm	10	85	98
VTE3106	W2400	32 x 76	1b	70mm	10	89	96
VTE3109	W2500	36 x 89	1b	70mm	10	106	105

Outer lemon tube



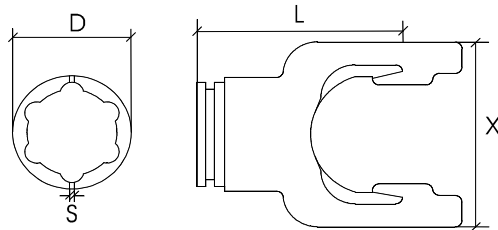
Part no.	Series Information		Equivalent profile	D (mm)	S (mm)	X (mm)	L (mm)
	W	UJ size (mm)					
VTE3113	W1	27 x 70	1	58mm	10	80	85
VTE3118	W11	34 x 90	2a	70mm	10	89	96
VTE3117	W220	32 x 92	2a	70mm	10	106	105
VTE3123	W230	35 x 106.5	2a	70mm	10	106	120
VTE3121	W240	35 x 106.5	2a	70mm	10	117	120
VTE3110	W2100	22 x 55	0a	47mm	8	65	79
VTE3125	W2100	22 x 55	1	58mm	10	65	79
VTE3111	W2200	24 x 61	0a	47mm	8	71	82
VTE3112	W2200	24 x 61	1	58mm	10	71	82
VTE3114	W2300	27 x 74.6	1	58mm	10	85	98
VTE3115	W2300	27 x 74.6	2a	70mm	10	85	98
VTE3116	W2400	32 x 76	2a	70mm	10	89	96
VTE3119	W2500	36 x 89	2a	70mm	10	106	105

Inner star tube



Part no.	Series Information						
	UJ size (mm)	Equivalent profile	D (mm)	S (mm)	X (mm)	L (mm)	
VTE3300	W11 34 x 90	s4	70mm	10	89	96	
VTE3127	W220 30 x 92	s4	70	10	106	105	
VTE3130	W230 30.2 x 106.5	s4	70mm	10	106	120	
VTE3301	W240 35 x 106.5	s4	70mm	10	117	120	
VTE3303	W2400 32 x 76	s4	70mm	10	89	96	
VTE3302	W2500 36 x 89	s4	70mm	10	106	105	
VTE3321	W2600 42 x 104	s4	70mm	10	121	130	
VTE3323	W2600 42 x 104	s5h	90mm	13	121	130	

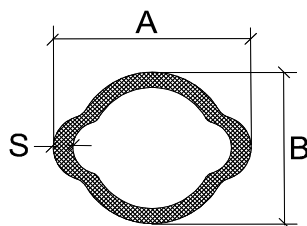
Outer star tube



Part no.	Series Information						
	UJ size (mm)	Equivalent profile	D (mm)	S (mm)	X (mm)	L (mm)	
VTE3310	W11 34 x 90	s5	70mm	10	106	105	
VTE3128	W220 30 x 92	s5	70mm	10	106	105	
VTE3129	W230 30.2 x 106.5	s5	70mm	10	106	120	
VTE3311	W240 35 x 106.5	s5	70mm	10	106	120	
VTE3313	W2400 32 x 76	s5	70mm	10	89	96	
VTE3312	W2500 36 x 89	s5	70mm	10	106	105	
VTE3320	W2600 42 x 104	s5	70mm	10	121	130	
VTE3322	W2600 42 x 104	s6h	90mm	13	121	130	

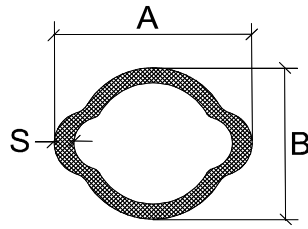
Profile tube

Inner lemon



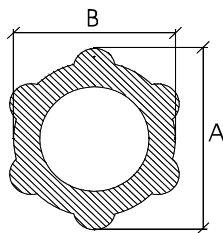
Part no.	Series Information		A (mm)	B (mm)	S (mm)	Length (mm)
	Profile					
VTE2002	W1	0v	40	34.5	4	3000
VTE2302	W1	0v	40	34.5	4	1000
VTE2006	W11	1b (1s)	49	39.5	4.5	3000
VTE2306	W11	1b (1s)	49	39.5	4.5	1000
VTE2006	W220	1b (1s)	49	39.5	4.5	3000
VTE2306	W220	1b (1s)	49	39.5	4.5	1000
VTE2006	W230	1b (1s)	49	39.5	4.5	3000
VTE2306	W230	1b (1s)	49	39.5	4.5	1000
VTE2006	W240	1b (1s)	49	39.5	4.5	3000
VTE2306	W240	1b (1s)	49	39.5	4.5	1000
VTE2000	W2100	00a	31	23.5	3.6	3000
VTE2300	W2100	00a	31	23.5	3.6	1000
VTE2002	W2100	0v	40	34.5	4	3000
VTE2302	W2100	0v	40	34.5	4	1000
VTE2000	W2200	00a	31	23.5	3.6	3000
VTE2300	W2200	00a	31	23.5	3.6	1000
VTE2002	W2200	0v	40	34.5	4	3000
VTE2302	W2200	0v	40	34.5	4	1000
VTE2002	W2300	0v	40	34.5	4	3000
VTE2302	W2300	0v	40	34.5	4	1000
VTE2006	W2300	1b (1s)	49	39.5	4.5	3000
VTE2306	W2300	1b (1s)	49	39.5	4.5	1000
VTE2006	W2400	1b (1s)	49	39.5	4.5	3000
VTE2306	W2400	1b (1s)	49	39.5	4.5	1000
VTE2006	W2500	1b (1s)	49	39.5	4.5	3000
VTE2306	W2500	1b (1s)	49	39.5	4.5	1000
VTE2002	W2380	0v	40	34.5	4	3000
VTE2302	W2380	0v	40	34.5	4	1000
VTE2006	W2380	1b (1s)	49	39.5	4.5	3000
VTE2306	W2380	1b (1s)	49	39.5	4.5	1000
VTE2006	W2480	1b (1s)	49	39.5	4.5	3000
VTE2306	W2480	1b (1s)	49	39.5	4.5	1000
VTE2006	W2580	1b (1s)	49	39.5	4.5	3000
VTE2306	W2580	1b (1s)	49	39.5	4.5	1000

Outer lemon



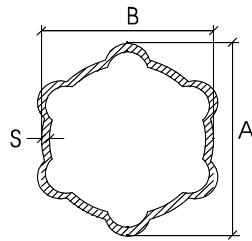
Part no.	Series Information		A (mm)	B (mm)	S (mm)	Length (mm)
	Profile					
VTE2003	W1	1	48	41	3	3000
VTE2303	W1	1	48	41	3	1000
VTE2005	W11	2a (2s)	57.5	48	4	3000
VTE2305	W11	2a (2s)	57.5	48	4	1000
VTE2005	W220	2a (2s)	57.5	48	4	3000
VTE2305	W220	2a (2s)	57.5	48	4	1000
VTE2005	W230	2a (2s)	57.5	48	4	3000
VTE2305	W230	2a (2s)	57.5	48	4	1000
VTE2005	W240	2a (2s)	57.5	48	4	3000
VTE2305	W240	2a (2s)	57.5	48	4	1000
VTE2001	W2100	0a	39	30	2.8	3000
VTE2301	W2100	0a	39	30	2.8	1000
VTE2003	W2100	1	48	41	3	3000
VTE2303	W2100	1	48	41	3	1000
VTE2001	W2200	0a	39	30	2.8	3000
VTE2301	W2200	0a	39	30	2.8	1000
VTE2003	W2200	1	48	41	3	3000
VTE2303	W2200	1	48	41	3	1000
VTE2003	W2300	1	48	41	3	3000
VTE2303	W2300	1	48	41	3	1000
VTE2005	W2300	2a (2s)	57.5	48	4	3000
VTE2305	W2300	2a (2s)	57.5	48	4	1000
VTE2005	W2400	2a (2s)	57.5	48	4	3000
VTE2305	W2400	2a (2s)	57.5	48	4	1000
VTE2005	W2500	2a (2s)	57.5	48	4	3000
VTE2305	W2500	2a (2s)	57.5	48	4	1000
VTE2003	W2380	1	48	41	3	3000
VTE2303	W2380	1	48	41	3	1000
VTE2005	W2380	2a (2s)	57.5	48	4	3000
VTE2305	W2380	2a (2s)	57.5	48	4	1000
VTE2005	W2480	2a (2s)	57.5	48	4	3000
VTE2305	W2480	2a (2s)	57.5	48	4	1000
VTE2005	W2580	2a (2s)	57.5	48	4	3000
VTE2305	W2580	2a (2s)	57.5	48	4	1000

Inner star



Part no.	Series Information		A (mm)	B (mm)	S (mm)	Length (mm)
	Profile					
VTE2030	W11	S4	51	37	-	3000
VTE2330	W11	S4	51	37	-	1000
VTE2030	W220	S4	51	37	-	3000
VTE2330	W220	S4	51	37	-	1000
VTE2030	W230	S4	51	37	-	3000
VTE2330	W230	S4	51	37	-	1000
VTE2030	W240	S4	51	37	-	3000
VTE2330	W240	S4	51	37	-	1000
VTE2030	W2400	S4	51	37	-	3000
VTE2330	W2400	S4	51	37	-	1000
VTE2030	W2500	S4	51	37	-	3000
VTE2330	W2500	S4	51	37	-	1000
VTE2030	W2600	S4	51	37	-	3000
VTE2330	W2600	S4	51	37	-	1000
VTE2026	W2600	S5H	61	47	4.5	1025
VTE2030	W2480	S4	51	37	-	3000
VTE2330	W2480	S4	51	37	-	1000
VTE2025	W2480	S4H	51	37	-	930
VTE2030	W2580	S4	51	37	-	3000
VTE2330	W2580	S4	51	37	-	1000
VTE2025	W2580	S4H	51	37	-	930

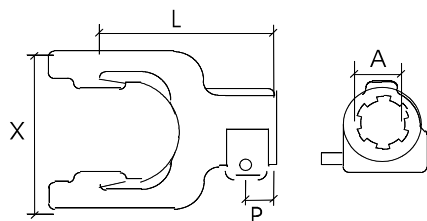
Outer star



Part no.	Series Information		A (mm)	B (mm)	S (mm)	Length (mm)
	Profile					
VTE2031	W11	S5	61	47	4.5	3000
VTE2331	W11	S5	61	47	4.5	1000
VTE2031	W220	S5	61	47	4.5	3000
VTE2331	W220	S5	61	47	4.5	1000
VTE2031	W230	S5	61	47	4.5	3000
VTE2331	W230	S5	61	47	4.5	1000
VTE2031	W240	S5	61	47	4.5	3000
VTE2331	W240	S5	61	47	4.5	1000
VTE2031	W2400	S5	61	47	4.5	3000
VTE2331	W2400	S5	61	47	4.5	1000
VTE2031	W2500	S5	61	47	4.5	3000
VTE2331	W2500	S5	61	47	4.5	1000
VTE2031	W2600	S5	61	47	4.5	3000
VTE2331	W2600	S5	61	47	4.5	1000
VTE2032	W2600	S6	71.5	57.5	5	3000
VTE2332	W2600	S6	71.5	57.5	5	1000
VTE2031	W2480	S5	61	47	4.5	3000
VTE2331	W2480	S5	61	47	4.5	1000
VTE2031	W2580	S5	61	47	4.5	3000
VTE2331	W2580	S5	61	47	4.5	1000

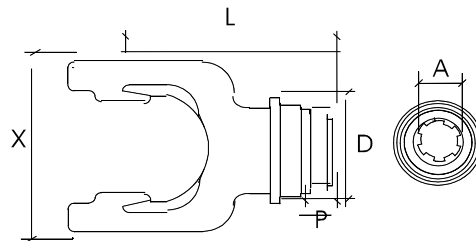
Outer yoke

Quick release



Part no.	Series Information		A	X (mm)	P (mm)	L (mm)
	W	UJ size (mm)				
VTE3030	W1	27 x 70	1 3/8", 21	80	18	80
VTE3002	W1	27 x 70	1 3/8", 6	80	18	80
VTE3023	W11	34 x 90	1 3/8", 21	89	20	89
VTE3007	W11	34 x 90	1 3/8", 6	89	20	89
VTE3080	W220	30 x 92	1 3/4", 20	106	20	106
VTE3060	W220	30 x 92	1 3/4", 6	106	20	106
VTE3022	W220	30 x 92	1 3/8", 21	106	20	106
VTE3006	W220	30 x 92	1 3/8", 6	106	20	106
VTE3084	W230	30.2 x 106.5	1 3/4", 20	117	20	117
VTE3008	W230	30.2 x 106.5	1 3/8", 6	117	20	117
VTE3082	W240	35 x 106.5	1 3/4", 20	117	20	117
VTE3062	W240	35 x 106.5	1 3/4", 6	117	20	117
VTE3025	W240	35 x 106.5	1 3/8", 21	117	20	117
VTE3009	W240	35 x 106.5	1 3/8", 6	117	20	117
VTE3054	W2100	22 x 55	1 1/8", 6	65	16	65
VTE3044	W2100	22 x 55	1 3/8", 21	65	16	65
VTE3000	W2100	22 x 55	1 3/8", 6	65	16	65
VTE3041	W2200	24 x 61	1 1/8", 6	71	18	71
VTE3029	W2200	24 x 61	1 3/8", 21	71	18	71
VTE3001	W2200	24 x 61	1 3/8", 6	71	18	71
VTE3031	W2300	27 x 74.6	1 3/8", 21	85	18	85
VTE3003	W2300	27 x 74.6	1 3/8", 6	85	18	85
VTE3048	W2400	32 x 76	1 3/4", 20	89	20	89
VTE3047	W2400	32 x 76	1 3/4", 6	89	20	89
VTE3021	W2400	32 x 76	1 3/8", 21	89	20	89
VTE3005	W2400	32 x 76	1 3/8", 6	89	20	89
VTE3049	W2500	36 x 89	1 3/4", 20	106	20	106
VTE3063	W2500	36 x 89	1 3/4", 6	106	20	106
VTE3026	W2500	36 x 89	1 3/8", 21	106	20	106
VTE3010	W2500	36 x 89	1 3/8", 6	106	20	106
VTE3085	W2600	42 x 104	1 3/4", 20	121	20	121
VTE3034	W2600	42 x 104	1 3/8", 21	121	20	121
VTE3015	W2600	42 x 104	1 3/8", 6	121	20	121
VTE3093	W2380	27 x 75	1 3/8", 21	85	18	109
VTE3091	W2380	27 x 75	1 3/8", 6	85	18	109
VTE3094	W2480	32 x 76	1 3/8", 21	85	27	128
VTE3090	W2480	32 x 76	1 3/8", 6	85	27	128
VTE3095	W2580	36 x 89	1 3/8", 21	106	20	122
VTE3092	W2580	36 x 89	1 3/8", 6	106	20	122

Retractable collar

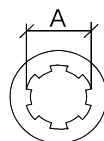
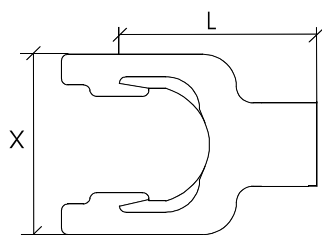


Part no.	Series Information		A	X (mm)	P (mm)	L (mm)
	W	UJ size (mm)				
VTE8030	W1	27 x 70	1 3/8", 21	80	18	80
VTE8002	W1	27 x 70	1 3/8", 6	80	18	80
VTE8080	W220	30 x 92	1 3/4", 20	106	20	106
VTE8060	W220	30 x 92	1 3/4", 6	106	20	106
VTE8022	W220	30 x 92	1 3/8", 21	106	20	106
VTE8006	W220	30 x 92	1 3/8", 6	106	20	106
VTE8082	W240	35 x 106.5	1 3/4", 20	117	20	117
VTE8062	W240	35 x 106.5	1 3/4", 6	117	20	117
VTE8025	W240	35 x 106.5	1 3/8", 21	117	20	117
VTE8009	W240	35 x 106.5	1 3/8", 6	117	20	117
VTE8000	W2100	22 x 55	1 3/8", 6	65	16	65
VTE8044	W2100	22 x 55	1 3/8", 21	65	16	65
VTE8029	W2200	24 x 61	1 3/8", 21	71	18	71
VTE8001	W2200	24 x 61	1 3/8", 6	71	18	71
VTE8031	W2300	27 x 74.6	1 3/8", 21	85	18	85
VTE8003	W2300	27 x 74.6	1 3/8", 6	85	18	85
VTE8048	W2400	32 x 76	1 3/4", 20	89	20	89
VTE8047	W2400	32 x 76	1 3/4", 6	89	20	89
VTE8021	W2400	32 x 76	1 3/8", 21	89	20	89
VTE8005	W2400	32 x 76	1 3/8", 6	89	20	89
VTE8049	W2500	36 x 89	1 3/4", 20	106	20	106
VTE8063	W2500	36 x 89	1 3/4", 6	106	20	106
VTE8026	W2500	36 x 89	1 3/8", 21	106	20	106
VTE8010	W2500	36 x 89	1 3/8", 6	106	20	106
VTE8085	W2600	42 x 104	1 3/4", 20	121	20	121
VTE8034	W2600	42 x 104	1 3/8", 21	121	20	121
VTE8015	W2600	42 x 104	1 3/8", 6	121	20	121
VTE8093	W2380	27 x 74.6	1 3/8", 21	85	18	109
VTE8091	W2380	27 x 74.6	1 3/8", 6	85	18	109
VTE8094	W2480	32 x 76	1 3/8", 21	85	27	128
VTE8090	W2480	32 x 76	1 3/8", 6	85	27	128
VTE8095	W2580	36 x 89	1 3/8", 21	106	20	122
VTE8092	W2580	36 x 89	1 3/8", 6	106	20	122

Lemon - Star

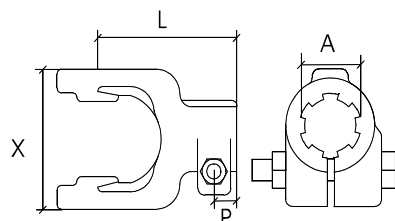


Splined only



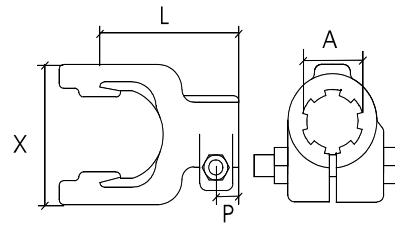
Part no.	Series Information				
	UJ size (mm)	A	X (mm)	P (mm)	L (mm)
VTE4221	W2200 24 x 61	1 3/8", 21	71	-	71
VTE4203	W2300 27 x 74.6	1 3/8", 6	85	-	85

Splined yoke with interfering bolt



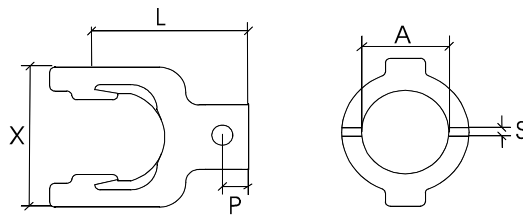
Part no.	Series Information				
	UJ size (mm)	A	X (mm)	P (mm)	L (mm)
VTE4002	W1 27 x 70	1 3/8", 6	80	18	80
VTE4005	W220 30 x 92	1 3/8", 6	106	20	106
VTE4007	W240 35 x 106.5	1 3/8", 6	117	20	117
VTE4001	W2200 24 x 61	1 3/8", 6	71	18	71
VTE4003	W2300 27 x 74.6	1 3/8", 6	85	18	85
VTE4012	W2400 32 x 76	1 3/4", 6	89	20	89
VTE4033	W2400 32 x 76	1 3/8", 6	89	20	89
VTE4031	W2500 36 x 89	1 3/4", 20	106	20	106
VTE4063	W2500 36 x 89	1 3/4", 6	106	20	106
VTE4028	W2500 36 x 89	1 3/8", 21	106	20	106
VTE4008	W2500 36 x 89	1 3/8", 6	106	20	106

Splined yoke with non interfering bolt



Part no.	Series Information					
	UJ size (mm)	A	X (mm)	P (mm)	L (mm)	
VTE4102	W1 27 x 70	1 3/8", 6	80	18	80	
VTE4105	W220 30 x 92	1 3/8", 6	106	20	106	
VTE4162	W240 35 x 106.5	1 3/4", 6	117	20	125	
VTE4103	W2300 27 x 74.6	1 3/8", 6	85	18	85	
VTE4128	W2400 32 x 76	1 3/8", 6	89	20	89	
VTE4133	W2500 36 x 89	1 3/8", 21	106	20	106	
VTE4132	W2500 36 x 89	1 3/8", 6	106	20	106	

Plain bore with pin hole

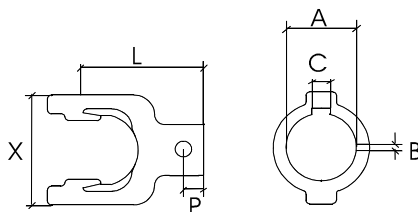


Part no.	Series Information					
	UJ size (mm)	A	S	X (mm)	P (mm)	L (mm)
VTE3508	W1 27 x 70	30mm	10mm	85	20	85
VTE3482	W2100 22 x 50	30mm	10mm	65	15	65
VTE3557	W2100 22 x 55	25mm	8mm	65	15	65
VTE3538	W2200 24 x 61	1 1/4"	3/8"	71	15	71
VTE3537	W2200 24 x 61	1"	5/16"	71	15	71
VTE3501	W2200 24 x 61	20mm	6mm	71	15	71
VTE3503	W2200 24 x 61	25mm	8mm	71	15	71
VTE3507	W2200 24 x 61	30mm	10mm	71	15	71
VTE3540	W2300 27 x 74.6	1 1/4"	3/8"	85	20	85
VTE3574	W2300 27 x 74.6	1 3/8"	1/2"	85	20	85
VTE3545	W2300 27 x 74.6	1 3/8"	3/8"	85	20	85
VTE3505	W2300 27 x 74.6	25mm	8mm	85	20	85
VTE3509	W2300 27 x 74.6	30mm	10mm	85	20	85
VTE3516	W2300 27 x 74.6	35mm	13mm	85	20	85
VTE3523	W2400 32 x 76	40mm	13mm	89	20	89

Lemon - Star



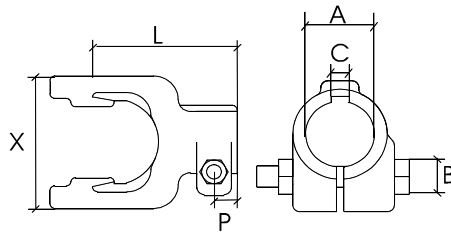
Plain bore with keyway & threaded hole



Part no.	Series Information		A	B	C	X (mm)	P (mm)	L (mm)
	UJ size (mm)							
VTE3641	W1	27 x 70	1 1/4"	3/8"	5/16"	80	20	80
VTE3646	W1	27 x 70	1 3/8"	3/8"	5/16"	80	20	80
VTE3604	W1	27 x 70	25mm	M12	8mm	80	20	80
VTE3608	W1	27 x 70	30mm	M12	8mm	80	20	80
VTE3614	W11	34 x 90	30mm	M12	8mm	89	20	89
VTE3628	W11	34 x 90	40mm	M12	12mm	89	20	89
VTE3644	W220	30 x 92	1 1/4"	3/8"	5/16"	106	20	106
VTE3649	W220	30 x 92	1 3/8"	3/8"	5/16"	106	20	106
VTE3619	W220	30 x 92	35mm	M12	10mm	106	20	106
VTE3626	W220	30 x 92	40mm	M12	12mm	106	20	106
VTE3622	W240	35 x 106.5	35mm	M14	10mm	117	25	117
VTE3653	W2100	22 x 55	25mm	M10	8mm	65	15	65
VTE3654	W2100	22 x 55	30mm	M10	8mm	65	15	65
VTE3640	W2200	24 x 61	1 1/4"	3/8"	5/16"	71	20	71
VTE3638	W2200	24 x 61	1"	3/8"	1/4"	71	20	71
VTE3601	W2200	24 x 61	20mm	M8	6mm	71	20	71
VTE3603	W2200	24 x 61	25mm	M10	8mm	71	20	71
VTE3607	W2200	24 x 61	30mm	M10	8mm	71	20	71
VTE3642	W2300	27 x 74.6	1 1/4"	3/8"	1/4"	-	-	-
VTE3683	W2300	27 x 74.6	1 1/8"	3/8"	1/4"	85	20	85
VTE3647	W2300	27 x 74.6	1 3/8"	3/8"	5/16"	85	20	85
VTE3605	W2300	27 x 74.6	25mm	M12	8mm	85	20	85
VTE3609	W2300	27 x 74.6	30mm	M12	8mm	85	20	85
VTE3616	W2300	27 x 74.6	35mm	M12	10mm	85	20	85
VTE3611	W2400	32 x 76	30mm	M12	8mm	89	20	89
VTE3617	W2400	32 x 76	35mm	M12	10mm	89	20	89
VTE3623	W2500	36 x 89	35mm	M12	10mm	106	25	106

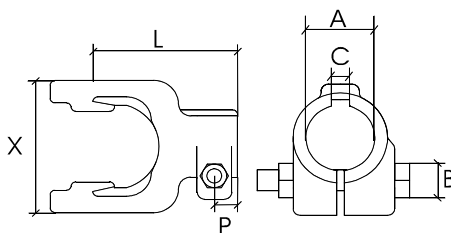
Lemon Group

Plain bore with keyway & Non Interfering bolt



Part no.	Series Information		A	B	C	X (mm)	P (mm)	L (mm)
	W	UJ size (mm)						
VTE3804	W1	27 x 70	25mm	M12	8mm	80	18	80
VTE3808	W1	27 x 70	30mm	M12	8mm	80	18	80
VTE3834	W220	30 x 92	1 1/4"	M12	5/16"	106	20	106
VTE3839	W220	30 x 92	1 3/8"	M12	5/16"	106	20	106
VTE3816	W220	30 x 92	35mm	M12	10mm	106	20	106
VTE3819	W220	30 x 92	40mm	M12	12mm	106	20	106
VTE3818	W240	35 x 106.5	35mm	M12	10mm	117	20	117
VTE3824	W240	35 x 106.5	45mm	M12	14mm	117	20	117
VTE3845	W2100	22 x 55	30mm	M12	8mm	65	16	65
VTE3828	W2200	24 x 61	1"	M12	1/4"	71	18	71
VTE3803	W2200	24 x 61	25mm	M12	8mm	71	18	71
VTE3807	W2200	24 x 61	30mm	M12	8mm	71	18	71
VTE3832	W2300	27 x 74.6	1 1/4"	M12	5/16"	85	18	85
VTE3837	W2300	27 x 74.6	1 3/8"	M12	5/16"	85	18	85
VTE3850	W2300	27 x 74.6	1"	M12	1/4"	85	18	85
VTE3805	W2300	27 x 74.6	25mm	M12	8mm	85	18	85
VTE3809	W2300	27 x 74.6	30mm	M12	8mm	85	18	85
VTE3814	W2300	27 x 74.6	35mm	M12	10mm	85	18	85
VTE3770	W2400	32 x 76	1 1/2"	M12	3/8"	89	20	89
VTE3858	W2400	32 x 76	35mm	M12	10mm	89	20	89

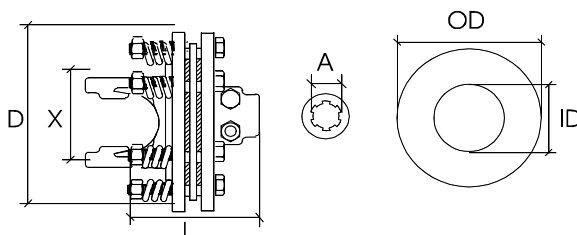
Plain bore with keyway & Interfering bolt



Part no.	Series Information		A	B	C	X (mm)	P (mm)	L (mm)
	W	UJ size (mm)						
VTE3708	W1	27 x 70	30mm	M12	8mm	80	18	80
VTE3712	W1	27 x 70	35mm	M12	10mm	80	18	80
VTE3715	W220	30 x 92	35mm	M12	10mm	106	20	106
VTE3718	W220	30 x 92	40mm	M12	12mm	106	20	106
VTE3724	W240	35 x 106.5	45mm	M16	14mm	117	20	117
VTE3764	W2100	22 x 55	25mm	M12	8mm	65	16	65
VTE3765	W2100	22 x 55	30mm	M12	8mm	65	16	65
VTE3703	W2200	24 x 61	25mm	M12	8mm	71	18	71
VTE3707	W2200	24 x 61	30mm	M12	8mm	71	18	71
VTE3713	W2300	27 x 74.6	35mm	M12	10mm	85	18	85

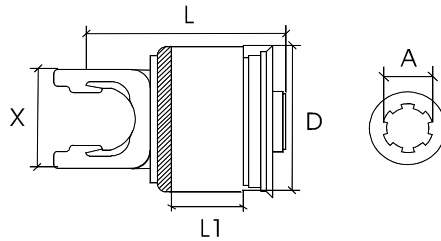
Safety device

Friction clutch



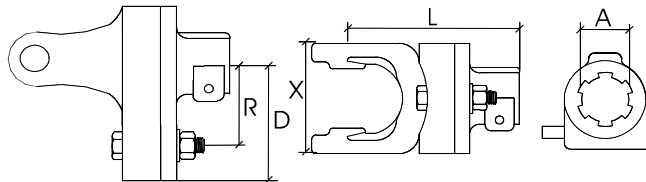
Part no.	Series	Information		Plates	A	L (mm)	D (mm)	X (mm)	Nm max. (Nm)	
		UJ size (mm)	OD (mm)							ID (mm)
VTE7013	W220	30 x 92	140	85	2	1 3/8", 6	150	180	103	900
VTE7050	W220	30 x 92	140	85	4	1 3/8", 6	167	180	103	1450
VTE7051	W220	30 x 92	140	85	4	1 3/4", 6	173	180	103	1450
VTE7026	W220	30 x 92	160	97	2	1 3/8", 6	150	200	103	1200
VTE7066	W220	30 x 92	160	97	2	1 3/4", 6	150	200	103	1200
VTE7052	W220	30 x 92	160	97	4	1 3/8", 6	167	200	103	1450
VTE7071	W220	30 x 92	160	97	4	1 3/8", 21	167	200	103	1450
VTE7072	W220	30 x 92	160	97	4	1 3/4", 20	173	200	103	1450
VTE7086	W220	30 x 92	160	97	4	1 3/4", 6	173	200	103	1450
VTE7056	W240	35 x 106.5	140	85	4	1 3/4", 6	181	180	124	1500
VTE7028	W240	35 x 106.5	160	97	2	1 3/8", 6	157	200	124	1200
VTE7070	W240	35 x 106.5	160	97	2	1 3/4", 6	163	200	124	1200
VTE7048	W240	35 x 106.5	160	97	4	1 3/8", 6	175	200	124	2000
VTE7054	W240	35 x 106.5	160	97	4	1 3/8", 6	175	180	124	1500
VTE7075	W240	35 x 106.5	160	97	4	1 3/8", 21	175	200	124	2000
VTE7076	W240	35 x 106.5	160	97	4	1 3/4", 20	181	200	124	2000
VTE7088	W240	35 x 106.5	160	97	4	1 3/4", 6	181	200	124	2000
VTE7014	W2300	27 x 74.6	140	85	2	1 3/8", 6	143	180	90	900
VTE7091	W2400	32 x 76	160	97	2	1 3/8", 6	143	200	90	1200
VTE7092	W2400	32 x 76	160	97	4	1 3/8", 6	161	200	90	1450
VTE7090	W2500	36 x 89	160	97	4	1 3/8", 6	167	200	103	1700
VTE7093	W2500	36 x 89	160	97	4	1 3/4", 6	173	200	103	1700
VTE7096	W2500	36 x 89	160	97	4	1 3/8", 21	167	200	103	1700
VTE7094	W2600	42 x 104	160	97	4	1 3/8", 6	196	200	122	2000
VTE7098	W2600	42 x 104	160	97	4	1 3/8", 21	196	200	122	2000
VTE7099	W2600	42 x 104	160	97	4	1 3/4", 20	196	200	122	2000

Ratchet clutch



Part no.	Series Information		D (mm)	X (mm)	L (mm)	L1 (mm)	A	Torque Nm (Nm)	Row
	UJ size (mm)								
VTE7114	W1	27 x 70	95	86	142	57	1 3/8", 6	600	2
VTE7174	W220	30 x 92	95	106	171	76	1 3/8", 6	900	3
VTE7151	W2200	24 61	95	73	119	38	1 3/8", 6	300	1
VTE7161	W2200	24 x 61	95	73	138	57	1 3/8", 6	600	2
VTE7171	W2200	24 x 61	95	73	157	76	1 3/8", 6	900	3
VTE7162	W2300	27 x 74.6	95	86	142	57	1 3/8", 6	600	2
VTE7172	W2300	27 x 74.6	95	86	161	76	1 3/8", 6	900	3
VTE7182	W2300	30 x 92	95	86	180	95	1 3/8", 6	1200	4
VTE7173	W2400	30 x 92	95	93	165	76	1 3/8", 6	900	4
VTE7193	W2400	32 x 76	95	106	209	114	1 3/8", 6	1500	5
VTE7183	W2400	32 x 76	95	93	184	95	1 3/8", 6	1200	4

Shear bolt unit

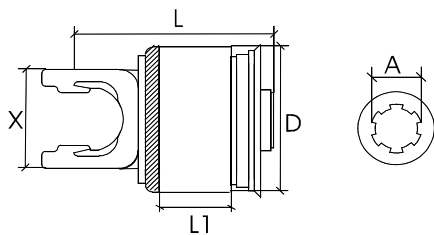


Part no.	Series Information		D (mm)	X (mm)	L (mm)	A (Spline)	R (mm)	Shear bolt (mm)	Torque Nm (Nm)
	UJ size (mm)								
VTE7303	W1	27 x 70	68	86	117	1 3/8", 6	40	8 x 50	1300
VTE7306	W220	30 x 92	80	112	133	1 3/8", 6	55	10 x 60	2500
VTE7316	W220	30 x 92	80	112	133	1 3/4", 6	55	10 x 60	2500
VTE7324	W220	30 x 92	80	112	133	1 3/8", 21	55	10 x 60	2500
VTE7308	W240	35 x 106.5	80	124	145	1 3/8", 6	57	12 x 70	3500
VTE7318	W240	35 x 106.5	80	124	145	1 3/4", 6	57	12 x 70	3500
VTE7327	W240	35 x 106.5	80	124	145	1 3/8", 21	57	12 x 70	3500
VTE7302	W2200	24 x 61	68	71	106	1 3/8", 6	48	6 x 40	900
VTE7320	W2200	24 x 61	68	71	106	1 3/8", 21	48	6 x 40	900
VTE7340	W2200	24 x 61	68	71	106	1 3/8", 6	42	6 x 40	780
VTE7304	W2300	27 x 74.6	68	86	117	1 3/8", 6	55	8 x 50	1700
VTE7322	W2300	27 x 74.6	68	86	117	1 3/8", 21	55	8 x 50	1700
VTE7341	W2300	27 x 74.6	68	86	117	1 3/8", 6	56	8 x 50	1860
VTE7331	W2400	32 x 76	80	90	131	1 3/8", 6	48	10 x 50	2500
VTE7342	W2400	32 x 76	80	90	131	1 3/8", 6	56	10 x 60	2920

Lemon - Star



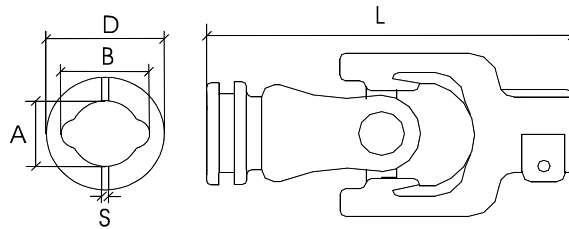
Over run clutch



Part no.	Series Information		D (mm)	X (mm)	L (mm)	L1 (mm)	A	Torque Nm (Nm)	Row
	UJ size (mm)								
VTE7213	W1	27 x 70	91	86	154	54	1 3/8", 6	3000	-
VTE7226	W220	30 x 92	91	106	167	54	1 3/8", 6	3000	-
VTE7260	W220	30 x 92	91	106	167	54	1 3/8 21	3000	-
VTE7228	W240	35 x 106.5	91	117	184	54	1 3/8", 6	3000	-
VTE7262	W240	35 x 106.5	91	117	184	54	1 3/8 21	3000	-
VTE7271	W240	35 x 106.5	91	117	184	54	1 3/8", 6	3000	-
VTE7272	W240	35 x 106.5	91	117	214	78	1 3/4", 6	3800	-
VTE7251	W2200	24 x 61	91	73	149	54	1 3/8", 6	3000	-
VTE7256	W2200	24 x 61	91	73	149	54	1 3/8 21	3000	-
VTE7252	W2300	27 x 74.6	91	86	154	54	1 3/8", 6	3000	-
VTE7257	W2300	27 x 74.6	91	86	154	54	1 3/8 21	3000	-
VTE7254	W2400	23 x 76	91	93	157	54	1 3/8", 6	3000	-

Yoke assembly

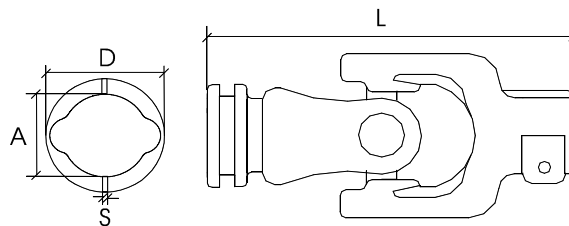
Quick release inner lemon tube



Part no.	Series Information		Profile	Shaft size	A (mm)	B (mm)	S (mm)	D (mm)	L (mm)
	UJ size (mm)								
VTE1823	W1	27 x 70	0v	1 3/8", 6	34.5	40	10	58	187
VTE1828	W11	34 x 90	1b (1s)	1 3/8", 6	39.5	49	10	70	208
VTE1827	W220	30 x 92	1b (1s)	1 3/8", 6	39.5	49	10	70	227
VTE1820	W2100	22 x 55	00a	1 3/8", 6	23.5	31	8	47	171
VTE1821	W2200	24 x 61	00a	1 3/8", 6	23.5	31	8	47	179
VTE1822	W2200	24 x 61	0v	1 3/8", 6	34.5	40	10	58	179
VTE1824	W2300	27 x 74.6	0v	1 3/8", 6	34.5	40	10	58	207
VTE1825	W2300	27 x 74.6	1b (1s)	1 3/8", 6	39.5	49	10	70	207
VTE1826	W2400	32 x 76	1b (1s)	1 3/8", 6	39.5	49	10	70	208
VTE1829	W2500	36 x 89	1b (1s)	1 3/8", 6	39.5	49	10	70	227

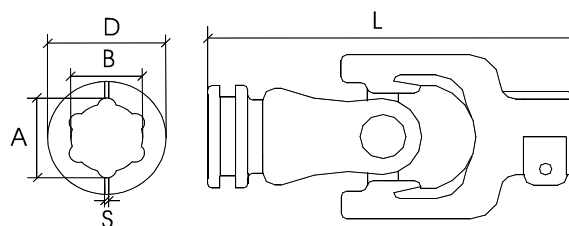
Lemon - Group

Quick release outer lemon tube



Part no.	Series Information		Profile	Shaft size	A (mm)	B (mm)	S (mm)	D (mm)	L (mm)
	UJ size (mm)								
VTE1837	W220	30 x 92	2a (2s)	1 3/8", 6	48	57.5	10	70	227
VTE1830	W2100	22 x 55	0a	1 3/8", 6	30	39	8	47	171
VTE1831	W2200	24 x 61	0a	1 3/8", 6	30	39	8	47	179
VTE1832	W2200	24 x 61	1	1 3/8", 6	41	48	10	58	179
VTE1834	W2300	27 x 74.6	1	1 3/8", 6	41	48	10	58	207
VTE1835	W2300	27 x 74.6	2a (2s)	1 3/8", 6	48	57.5	10	70	207
VTE1836	W2400	32 x 76	2a (2s)	1 3/8", 6	48	57.5	10	70	208

Quick release inner star tube

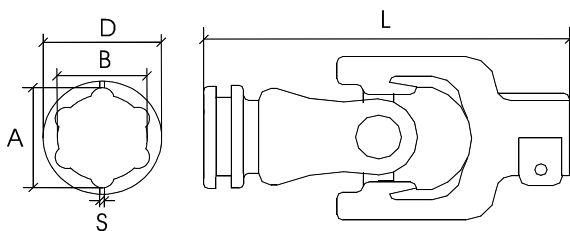


Part no.	Series Information		Profile	Shaft size	A (mm)	B (mm)	S (mm)	D (mm)	L (mm)
	UJ size (mm)								
VTE1863	W2500	36 x 89	s4	1 3/8", 6	51	37	10	70	227

Lemon - Star

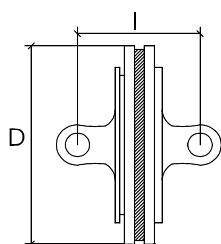


Quick release outer star tube



Part no.	Series Information							
	UJ size (mm)	Profile	Shaft size	A (mm)	B (mm)	S (mm)	D (mm)	L (mm)
VTE1873	W2500 36 x 89	s5	1 3/8", 6	61	47	10	70	227

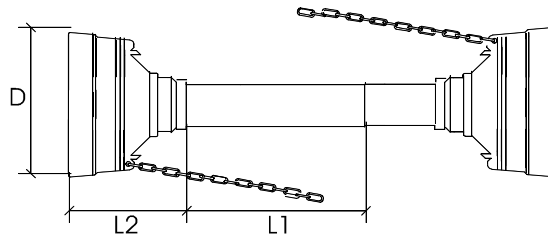
Wide angle joint body



Part no.	Series Information			I (mm)	D (mm)
	UJ size (mm)				
VTE5500	W2480 32 x 76 x 27 x 98			104	165
VTE5502	W2580 36 x 89 x 32 x 110			118	180

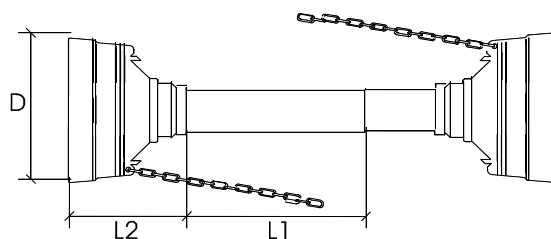
Guard

Guard assembly




Part no.	Series	Information	L (mm)	D (mm)	L1 (mm)	L2 (mm)
VTE1530	W1	Fr clutch	1160mm	160	900	160
VTE1560	W1	Long cone	1210mm	160	986	PZ apps
VTE1503	W1	Standard	1210mm	160	145	953
VTE1521	W1	Standard	1760mm	160	1500	162
VTE1502	W1	Standard	860mm	160	145	553
VTE1531	W11	Fr clutch	1160mm	185	890	175
VTE1561	W11	Long cone	1210mm	180	938	PZ apps
VTE1505	W11	Standard	1210mm	180	170	933
VTE1522	W11	Standard	1760mm	180	1480	170
VTE1504	W11	Standard	860mm	180	170	583
VTE1531	W220	Fr clutch	1160mm	185	890	175
VTE1561	W220	Long cone	1210mm	180	938	PZ apps
VTE1505	W220	Standard	1210mm	180	170	933
VTE1522	W220	Standard	1760mm	180	1480	170
VTE1504	W220	Standard	860mm	180	170	583
VTE1531	W230	Fr clutch	1160mm	185	890	175
VTE1561	W230	Long cone	1210mm	180	938	PZ apps
VTE1505	W230	Standard	1210mm	180	170	933
VTE1522	W230	Standard	1760mm	180	1480	170
VTE1504	W230	Standard	860mm	180	170	583
VTE1531	W240	Fr clutch	1160mm	185	890	175
VTE1561	W240	Long cone	1210mm	180	938	PZ apps
VTE1505	W240	Standard	1210mm	180	170	933
VTE1522	W240	Standard	1760mm	180	1480	170
VTE1504	W240	Standard	860mm	180	170	583
VTE1501	W2100	Standard	1210mm	135	995	130
VTE1520	W2100	Standard	1760mm	130	1540	130
VTE1500	W2100	Standard	860mm	135	595	130
VTE1530	W2200	Fr clutch	1160mm	160	900	160
VTE1560	W2200	Long cone	1210mm	160	986	PZ apps
VTE1501	W2200	Standard	1210mm	135	995	130
VTE1503	W2200	Standard	1210mm	160	145	953
VTE1520	W2200	Standard	1760mm	130	1540	130
VTE1521	W2200	Standard	1760mm	160	1500	162
VTE1500	W2200	Standard	860mm	135	595	130
VTE1502	W2200	Standard	860mm	160	145	553
VTE1530	W2300	Fr clutch	1160mm	160	900	160
VTE1531	W2300	Fr clutch	1160mm	185	890	175
VTE1560	W2300	Long cone	1210mm	160	986	PZ apps
VTE1561	W2300	Long cone	1210mm	180	938	PZ apps
VTE1503	W2300	Standard	1210mm	160	145	953
VTE1505	W2300	Standard	1210mm	180	170	933
VTE1521	W2300	Standard	1760mm	160	1500	162

Guard assembly



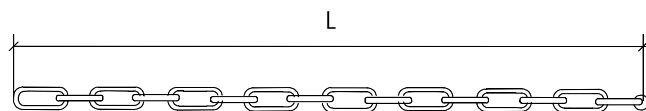
Part no.	Series Information		Information	D (mm)	L1 (mm)	L2 (mm)
	W	L (mm)				
VTE1522	W2300	1760mm	Standard	180	1480	170
VTE1502	W2300	860mm	Standard	160	145	553
VTE1504	W2300	860mm	Standard	180	170	583
VTE1531	W2400	1160mm	Fr clutch	185	890	175
VTE1561	W2400	1210mm	Long cone	180	938	PZ apps
VTE1505	W2400	1210mm	Standard	180	170	933
VTE1522	W2400	1760mm	Standard	180	1480	170
VTE1504	W2400	860mm	Standard	180	170	583
VTE1531	W2500	1160mm	Fr clutch	185	890	175
VTE1561	W2500	1210mm	Long cone	180	938	PZ apps
VTE1505	W2500	1210mm	Standard	180	170	933
VTE1522	W2500	1760mm	Standard	180	1480	170
VTE1504	W2500	860mm	Standard	180	170	583

Guard retainer



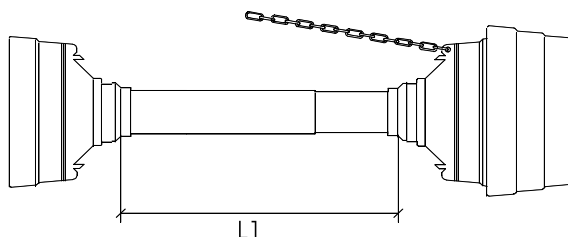
Part no.	Series	Information		Groove type
		id (mm)		
VTE1601	W1	both	49.5	Square
VTE1609	W1	both	55.0	Round
VTE1602	W11	both	62.0	Square
VTE1610	W11	both	66.5	Round
VTE1602	W220	both	62.0	Square
VTE1610	W220	both	66.5	Round
VTE1602	W230	both	62.0	Square
VTE1610	W230	both	66.5	Round
VTE1610	W240	both	66.5	Round
VTE1600	W2100	both	40.5	Square
VTE1608	W2100	both	50.5	Round
VTE1600	W2200	both	40.5	Square
VTE1601	W2200	both	49.5	Square
VTE1608	W2200	both	50.5	Round
VTE1609	W2200	both	55.0	Round
VTE1601	W2300	both	49.5	Square
VTE1609	W2300	both	55.0	Round
VTE1602	W2300	both	62.0	Square
VTE1610	W2300	both	66.5	Round
VTE1602	W2400	both	62.0	Square
VTE1610	W2400	both	66.5	Round
VTE1602	W2500	both	62.0	Square
VTE1610	W2500	both	66.5	Round
VTE1612	W2600	both	80.0	Square

Guard chain



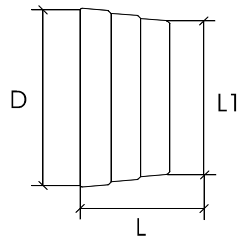
Part no.	Series	Information				
		L (mm)	Information	D (mm)	L1 (mm)	L2 (mm)
VTE1700	W1	55mm	-	-	-	-
VTE1700	W11	55mm	-	-	-	-
VTE1700	W220	55mm	-	-	-	-
VTE1700	W230	55mm	-	-	-	-
VTE1700	W240	55mm	-	-	-	-
VTE1700	W2100	55mm	-	-	-	-
VTE1700	W2200	55mm	-	-	-	-
VTE1700	W2300	55mm	-	-	-	-
VTE1700	W2400	55mm	-	-	-	-
VTE1700	W2500	55mm	-	-	-	-
VTE1700	W2600	55mm	-	-	-	-

Wide angle guard assembly




Part no.	Series	Information				
		L (mm)	Information	D (mm)	L1 (mm)	L2 (mm)
VTE1570	W2280	1210mm	Standard	-	897	-
VTE1571	W2380	1210mm	Standard	-	863	-
VTE1572	W2380	1210mm	Standard	-	883	-
VTE1573	W2480	1210mm	Standard	-	848	-
VTE1574	W2580	1210mm	Standard	-	806	-

Wide angle guard cone



Part no.	Series		Information	D (mm)	L1 (mm)	L2 (mm)
	W	L (mm)				
VTE1554	W2280	207	-	120	132	-
VTE1552	W2380	180	-	230	145	-
VTE1550	W2480	180	-	230	145	-
VTE1555	W2580	291	-	178	170	-

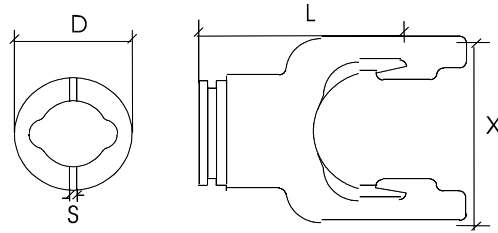
Implement guard cone



Part no.	Series Information			B x C (mm)	D (mm)
	W	Series	A (mm)		
VTE1540	W1	58		200x20	150
VTE1541	W1	58		240x24	150
VTE1542	W1	60		275x35	250
VTE1540	W11	58		200x20	150
VTE1541	W11	58		240x24	150
VTE1542	W11	60		275x35	250
VTE1540	W220	58		200x20	150
VTE1541	W220	58		240x24	150
VTE1542	W220	60		275x35	250
VTE1540	W230	58		200x20	150
VTE1541	W230	58		240x24	150
VTE1542	W230	60		275x35	250
VTE1540	W240	58		200x20	150
VTE1541	W240	58		240x24	150
VTE1542	W240	60		275x35	250
VTE1540	W2100	58		200x20	150
VTE1541	W2100	58		240x24	150
VTE1542	W2100	60		275x35	250
VTE1540	W2200	58		200x20	150
VTE1541	W2200	58		240x24	150
VTE1542	W2200	60		275x35	250
VTE1540	W2300	58		200x20	150
VTE1541	W2300	58		240x24	150
VTE1542	W2300	60		275x35	250
VTE1540	W2400	58		200x20	150
VTE1541	W2400	58		240x24	150
VTE1542	W2400	60		275x35	250
VTE1540	W2500	58		200x20	150
VTE1541	W2500	58		240x24	150
VTE1542	W2500	60		275x35	250
VTE1540	W2600	58		200x20	150
VTE1541	W2600	58		240x24	150
VTE1542	W2600	60		275x35	250

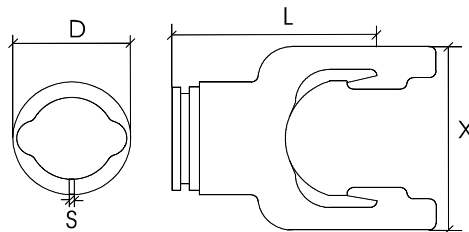
Wide angle inner yoke

Inner lemon tube



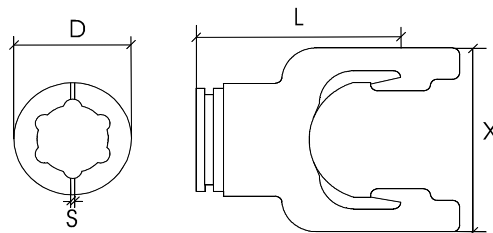
Part no.	Series Information		Profile
	UJ size (mm)		
VTE3056	W2380	27 x 61.3 x 22 x 91	1b
VTE3150	W2480	32 x 76 x 27 x 98	1b

Outer lemon tube



Part no.	Series Information		Profile
	UJ size (mm)		
VTE3161	W2380	27 x 61.3 x 22 x 91	1
VTE3055	W2380	27 x 61.3 x 22 x 91	2a
VTE3160	W2480	32 x 76 x 27 x 98	2a

Inner star tube



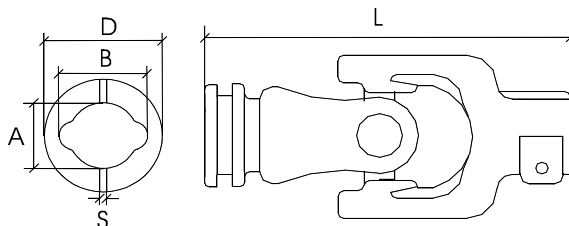
Part no.	Series Information		Profile
	UJ size (mm)		
VTE3053	W2580	36 x 89 32 x 106	s4

Lemon - Star



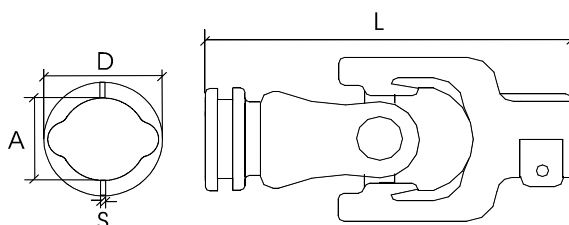
Wide angle assembly

Quick release inner lemon tube



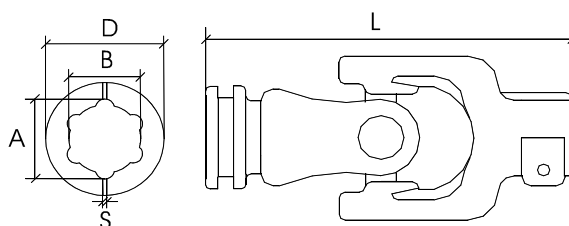
Part no.	Series	Information		Profile
		UJ size (mm)		
VTE1901	W2380	27 x 74.6 x 23.8 x 95		0v
VTE1958	W2380	27 x 74.6 x 23.8 x 95		1b
VTE1900	W2480	32 x 76 x 27 x 98		1b

Quick release outer lemon tube



Part no.	Series	Information		Profile
		UJ size (mm)		
VTE1911	W2380	27 x 74.6 x 23.8 x 95		1
VTE1959	W2380	27 x 74.6 x 23.8 x 95		2a
VTE1910	W2480	32 x 76 x 27 x 98		2a

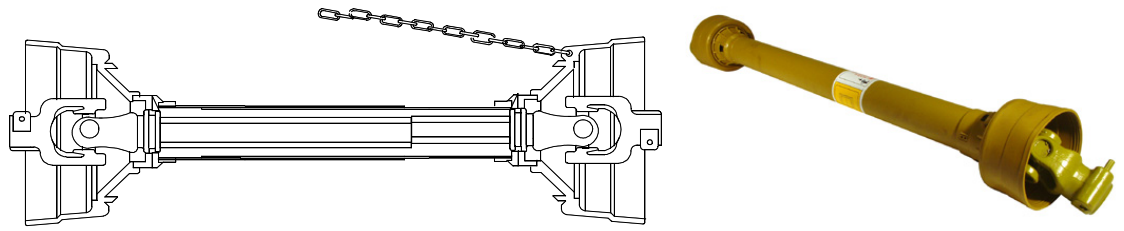
Quick release inner star tube



Part no.	Series	Information		Profile
		UJ size (mm)		
VTE1962	W2480	32 x 76 x 27 x 98		s4
VTE1963	W2580	36 x 89 x 32 x 110		s4

Shaft assembly

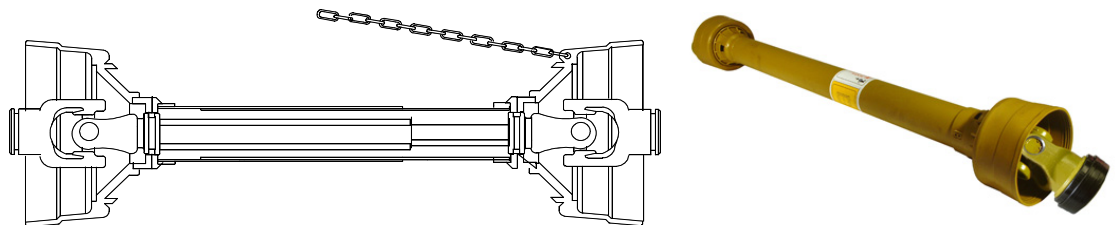
Quick release shaft



Part no.	Series	Information									
		UJ size (mm)	Profile	Min length (mm)	Max length (mm)	Tractor	Attachment	Implement	Attachment	540rpm (kW - Nm)	1000rpm (kW - Nm)
VTE1012	W2100	22 x 54.8	Lemon	1210	1755	1 3/8", 6	QR pin	1 3/8", 6	QR pin	12 - 210	18 - 175
VTE1011	W2100	22 x 54.8	Lemon	860	1230	1 3/8", 6	QR pin	1 3/8", 6	QR pin	12 - 210	18 - 175
VTE1014	W2200	23.8 x 61.3	Lemon	1210	1760	1 3/8", 6	QR pin	1 3/8", 6	QR pin	20 - 355	31 - 295
VTE1013	W2200	23.8 x 61.3	Lemon	860	1235	1 3/8", 6	QR pin	1 3/8", 6	QR pin	20 - 355	31 - 295
VTE1016	W2300	27 x 74.6	Lemon	1210	1745	1 3/8", 6	QR pin	1 3/8", 6	QR pin	28 - 500	44 - 415
VTE1015	W2300	27 x 74.6	Lemon	860	1220	1 3/8", 6	QR pin	1 3/8", 6	QR pin	28 - 500	44 - 415
VTE1018	W2400	32 x 76	Lemon	1210	1740	1 3/8", 6	QR pin	1 3/8", 6	QR pin	39 - 695	61 - 580
VTE1017	W2400	32 x 76	Lemon	860	1215	1 3/8", 6	QR pin	1 3/8", 6	QR pin	39 - 695	61 - 580
VTE1020	W2500	36 x 89	Lemon	1210	1735	1 3/8", 6	QR pin	1 3/8", 6	QR pin	66 - 1175	102 - 975
VTE1019	W2500	36 x 89	Lemon	860	1210	1 3/8", 6	QR pin	1 3/8", 6	QR pin	66 - 1175	102 - 975
VTE1058	W2500	36 x 89	Star	1210	1735	1 3/8", 6	QR pin	1 3/8", 6	QR pin	66 - 1175	102 - 975
VTE1057	W2500	36 x 89	Star	860	1210	1 3/8", 6	QR pin	1 3/8", 6	QR pin	66 - 1175	102 - 975
VTE1060	W2600	42 x 104	Star	1210	1725	1 3/4", 20	QR pin	1 3/4", 20	QR pin	79 - 1400	122 - 1165
VTE1059	W2600	42 x 104	Star	860	1200	1 3/4", 20	QR pin	1 3/4", 20	QR pin	79 - 1400	122 - 1165

Lemon - Group

Retractable collar shaft

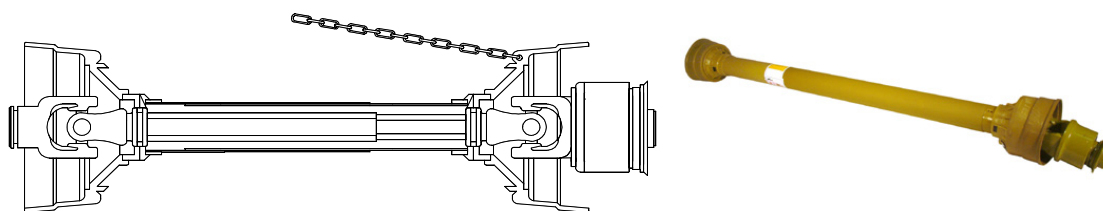


Part no.	Series	Information									
		UJ size (mm)	Profile	Min length (mm)	Max length (mm)	Tractor	Attachment	Implement	Attachment	540rpm (kW - Nm)	1000rpm (kW - Nm)
VTE1112	W2100	22 x 54.8	Lemon	1210	1755	1 3/8", 6	QR collar	1 3/8", 6	QR pin	12 - 210	18 - 175
VTE1111	W2100	22 x 54.8	Lemon	860	1230	1 3/8", 6	QR collar	1 3/8", 6	QR pin	12 - 210	18 - 175
VTE1114	W2200	23.8 x 61.3	Lemon	1210	1760	1 3/8", 6	QR collar	1 3/8", 6	QR pin	20 - 355	31 - 295
VTE1113	W2200	23.8 x 61.3	Lemon	860	1235	1 3/8", 6	QR collar	1 3/8", 6	QR pin	20 - 355	31 - 295
VTE1116	W2300	27 x 74.6	Lemon	1210	1745	1 3/8", 6	QR collar	1 3/8", 6	QR pin	28 - 500	44 - 415
VTE1115	W2300	27 x 74.6	Lemon	860	1220	1 3/8", 6	QR collar	1 3/8", 6	QR pin	28 - 500	44 - 415
VTE1118	W2400	32 x 76	Lemon	1210	1740	1 3/8", 6	QR collar	1 3/8", 6	QR pin	39 - 695	61 - 580
VTE1117	W2400	32 x 76	Lemon	860	1215	1 3/8", 6	QR collar	1 3/8", 6	QR pin	39 - 695	61 - 580
VTE1120	W2500	36 x 89	Lemon	1210	1735	1 3/8", 6	QR collar	1 3/8", 6	QR pin	66 - 1175	102 - 975
VTE1119	W2500	36 x 89	Lemon	860	1210	1 3/8", 6	QR collar	1 3/8", 6	QR pin	66 - 1175	102 - 975
VTE1158	W2500	36 x 89	Star	1210	1735	1 3/8", 6	QR collar	1 3/8", 6	QR pin	66 - 1175	102 - 975
VTE1157	W2500	36 x 89	Star	860	1210	1 3/8", 6	QR collar	1 3/8", 6	QR pin	66 - 1175	102 - 975
VTE1160	W2600	42 x 104	Star	1210	1725	1 3/4", 20	QR collar	1 3/4", 20	QR pin	79 - 1400	122 - 1165
VTE1159	W2600	42 x 104	Star	860	1200	1 3/4", 20	QR collar	1 3/4", 20	QR pin	79 - 1400	122 - 1165

Lemon - Star

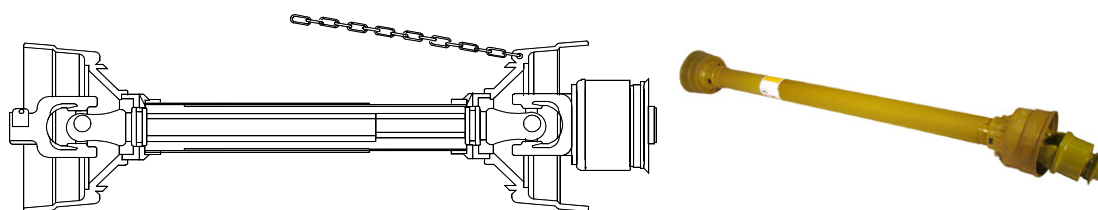


Retractable collar safety shaft



Part no.	Series Information		Profile	Min length (mm)	Max length (mm)	Tractor	Attachment	Implement	Attachment	540rpm (kW - Nm)	1000rpm (kW - Nm)
	UJ size (mm)										
VTE1156	W2200	23.8 x 61.3	Lemon	1360	1900	1 3/8", 6	QR collar	1 3/8", 6	RC 700Nm	28 - 355	44 - 295
VTE1110	W2300	27 x 74.6	Lemon	1210	1740	1 3/8", 6	QR collar	1 3/8", 6	OR 3000Nm	28 - 500	44 - 415
VTE1155	W2300	27 x 74.6	Lemon	660	920	1 3/8", 6	QR collar	1 3/8", 6	OR 3000Nm	28 - 500	44 - 415
VTE1141	W2500	36 x 89	Star	710	995	1 3/8", 6	QR collar	1 3/4", 6	FC (K64 type) 2000Nm	66 - 1175	102 - 975

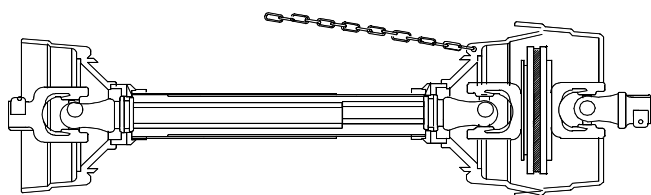
Safety device shaft



Part no.	Series Information		Profile	Min length (mm)	Max length (mm)	Tractor	Attachment	Implement	Attachment	540rpm (kW - Nm)	1000rpm (kW - Nm)
	UJ size (mm)										
VTE1056	W2200	23.8 x 61.3	Lemon	1360	1900	1 3/8", 6	QR pin	1 3/8", 6	RC 700Nm	28 - 355	44 - 295
VTE1010	W2300	27 x 74.6	Lemon	1210	1740	1 3/8", 6	QR collar	1 3/8", 6	OR 3000Nm	28 - 500	44 - 415
VTE1055	W2300	27 x 74.6	Lemon	660	920	1 3/8", 6	QR pin	1 3/8", 6	OR 3000Nm	28 - 500	44 - 415
VTE1041	W2500	36 x 89	Star	710	995	1 3/8", 6	QR pin	1 3/4", 6	FC (K64 type) 2000Nm	66 - 1175	102 - 975

All PTO drive shafts manufactured by BENZI & DI TERLIZZI and supplied by VAPORMATIC fully conform to the Machinery Directive 89/392 linked to European Safety Norms EN292, EN294, EN1152 as well as the recent EN12965. In particular the shafts satisfy the need of European Safety Norm EN12965:2004, that all primary (original equipment) PTO drive shafts must be equipped with a PTO end yoke on the Tractor side featuring "a locking device that shall have no point which can cause entanglement (e.g. by collar design)."

Wide angle shaft

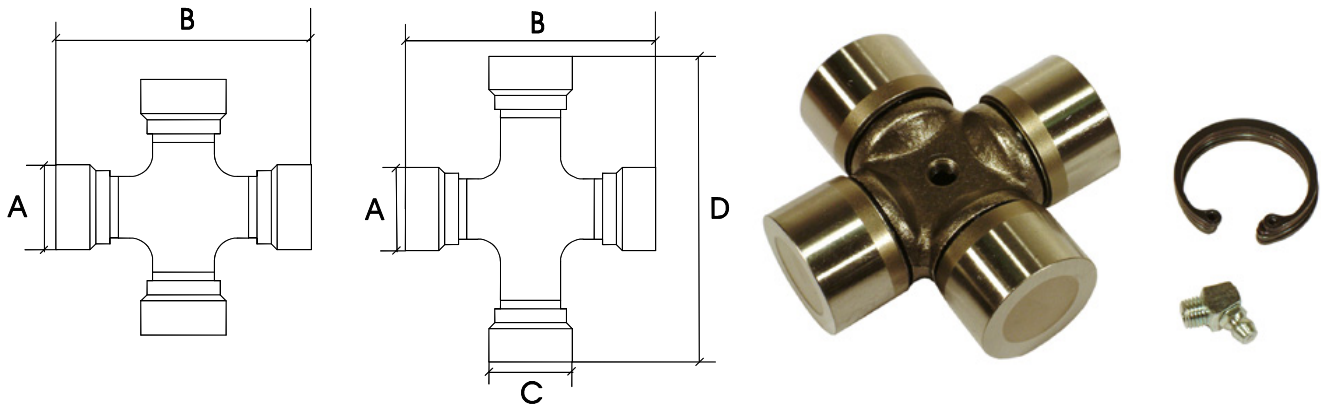


Part no.	Series	Information									
		UJ size (mm)	Profile	Min length (mm)	Max length (mm)	Tractor	Attachment	Implement	Attachment	540rpm (kW - Nm)	1000rpm (kW - Nm)
VTE1042	W2280	23.8 x 61.3 x 22 x 80	Lemon	1210	1700	1 3/8", 6	QR pin	1 3/8", 6	QR pin	20 - 355	31 - 295
VTE1142	W2280	23.8 x 61.3 x 22 x 80	Lemon	1210	1700	1 3/8", 6	QR collar	1 3/8", 6	QR pin	20 - 355	31 - 295
VTE1043	W2380	27 x 74.6 x 23.8 x 95	Lemon	1210	1700	1 3/8", 6	QR pin	1 3/8", 6	QR pin	28 - 500	44 - 415
VTE1051	W2380	27 x 74.6 x 23.8 x 95	Lemon	1210	1700	1 3/8", 6	QR pin	1 3/8", 6	SB 1860Nm	28 - 500	44 - 415
VTE1143	W2380	27 x 74.6 x 23.8 x 95	Lemon	1210	1700	1 3/8", 6	QR collar	1 3/8", 6	QR pin	28 - 500	44 - 415
VTE1151	W2380	27 x 74.6 x 23.8 x 95	Lemon	1210	1700	1 3/8", 6	QR collar	1 3/8", 6	SB 1860Nm	28 - 500	44 - 415
VTE1044	W2480	32 x 76 x 27 x 98	Lemon	1210	1690	1 3/8", 6	QR pin	1 3/8", 6	QR pin	39 - 695	61 - 580
VTE1144	W2480	32 x 76 x 27 x 98	Lemon	1210	1690	1 3/8", 6	QR collar	1 3/8", 6	QR pin	39 - 695	61 - 580
VTE1146	W2580	30.2 x 92	Star	1210	1645	1 3/8", 21	QR collar	1 3/8", 21	QR pin	66 - 1175	102 - 975
VTE1048	W2580	36 x 89 x 32 x 110	Lemon	1210	1700	1 3/8", 6	QR pin	1 3/8", 6	QR pin	66 - 1175	102 - 975
VTE1148	W2580	36 x 89 x 32 x 110	Lemon	1210	1700	1 3/8", 6	QR collar	1 3/8", 6	QR pin	66 - 1175	102 - 975
VTE1046	W2580	36 x 89 x 32 x 110	Star	1210	1645	1 3/8", 21	QR pin	1 3/8", 21	QR pin	66 - 1175	102 - 975
VTE1045	W2580	36 x 89 x 32 x 110	Star	1210	1675	1 3/8", 6	QR pin	1 3/8", 6	QR pin	66 - 1175	102 - 975
VTE1145	W2580	36 x 89 x 32 x 110	Star	1210	1675	1 3/8", 6	QR collar	1 3/8", 6	QR pin	66 - 1175	102 - 975

Display stand



Part no.	Series	Information
VZZ9036		This unit allows for up to seven complete PTO shaft assemblies to be displayed. Size: 1560mm high x 1000mm (Width without shafts) x 500mm deep.



Tube type	A (mm)	B (mm)	Series	Type	KW	VAP part no.	Page no.
Triangular and Splined	22	54	1	1.41	12	VTE5011	82
	24	61	2	2.41	15	VTE5003	84
	27	70	3	3.41	22	VTE5001	86
	27	74.6	4	4.41	26	VTE5004	88
	30.2	80	5	5.41	35	VTE5007	90
	30	92	6	6.41	47	VTE5005	92
	35	94	7	7.81	55	VTE5012	94
	35	106.5	8	8.81	70	VTE5009	96
	41	108	9	9.41	88	VTE5013	98
	41	118	10	10.41	106	VTE5014	100
	30.2	106.5	A7	7.41	47	VTE5006	102
	35	106.5	A8	8.41	70	VTE5009	104

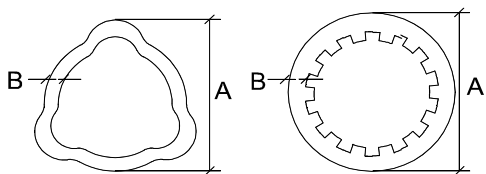
All PTO drive shafts manufactured by BENZI & DI TERLIZZI and supplied by VAPORMATIC fully conform to the Machinery Directive 89/392 linked to European Safety Norms EN292, EN294, EN1152 as well as the recent EN12965. In particular the shafts satisfy the need of European Safety Norm EN12965:2004, that all primary (original equipment) PTO drive shafts must be equipped with a PTO end yoke on the Tractor side featuring "a locking device that shall have no point which can cause entanglement (e.g. by collar design)."

1 Triangular - Spline



U joint information 22mm x 54mm VTE5011 type 1.41

Tube information



		A (mm)	S (mm)	Length (mm)
VTE2008	Outer triangular	32.5	2.6	3000
VTE2009	Inner triangular	26.5	3.5	3000
VTE2308	Outer triangular	32.5	2.6	1000
VTE2309	Inner triangular	26.5	3.5	1000

Inner yoke

Inner triangular tube

Outer triangular tube



	Profile tube	Tube end	Profile tube	Tube end
VTE3215	26.5	41mm	VTE3214	32.5
				47mm

Outer yoke

Quick release

Retractable collar

Splined yoke with interfering bolt

Plain bore with pin hole



	Shaft size
VTE3040	1 1/8", 6
VTE3027	1 3/8", 21
VTE3011	1 3/8", 6

	Shaft size
VTE8027	1 3/8", 21
VTE8011	1 3/8", 6

	Shaft size
VTE4000	1 3/8", 6

	Bore	Pin hole
VTE3536	1"	3/8"
VTE3500	20mm	6mm
VTE3502	25mm	8mm
VTE3506	30mm	10mm

Plain bore with keyway & threaded hole

Plain bore with keyway & Non Interfering bolt

Plain bore with keyway & Interfering bolt



	Bore	Keyway	Thread
VTE3637	1"	1/4"	3/8"
VTE3602	25mm	8mm	M10
VTE3635	3/4"	3/16"	3/8"
VTE3606	30mm	8mm	M10

	Bore	Keyway	Thread
VTE3827	1"	1/4"	M12
VTE3802	25mm	8mm	M12
VTE3806	30mm	8mm	M12

	Bore	Keyway	Thread
VTE3702	25mm	8mm	M12

Triangular Series

Safety device

Ratchet clutch



	Shaft size	Torque Nm
VTE7150	1 3/8", 6	300
VTE7160	1 3/8", 6	600

Over run clutch



	Shaft size	Torque Nm
VTE7250	1 3/8", 6	3000

Yoke assembly

Quick release outer triangular tube



	Shaft size
VTE1810	1 3/8", 6

Guard

Guard assembly



	Length	Information
VTE1501	1210mm	Standard
VTE1520	1760mm	Standard
VTE1500	860mm	Standard

Guard retainer




	id (mm)	Groove type
VTE1607	33.0 & 41.0	Square

Guard chain



	Length	Information
VTE1700	55mm	-

Implement guard cone



	A (mm)	B x C	D (mm)
VTE1540	58	200x20	150
VTE1541	58	240x24	150
VTE1542	60	275x35	250

Shaft assembly

Quick release shaft



	Min length	Attachment
VTE1009	1210	1 3/8", 6
VTE1008	860	1 3/8", 6

Retractable collar shaft



	Min length	Attachment
VTE1109	1210	1 3/8", 6
VTE1108	860	1 3/8", 6

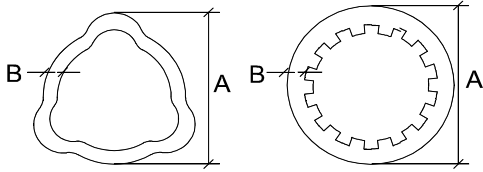
*Note: For further technical information on all products found on this page please refer to the group section of this catalogue.

2 Triangular - Spline

U joint information 24mm x 61mm VTE5003 type 2.41



Tube information



		A (mm)	S (mm)	Length (mm)
VTE2010	Outer triangular	36	3.2	3000
VTE2011	Inner triangular	29	4	3000
VTE2310	Outer triangular	36	3.2	1000
VTE2311	Inner triangular	29	4	1000

Inner yoke

Inner triangular tube



Profile tube Tube end

VTE3200	29	47mm
---------	----	------

Outer triangular tube



Profile tube Tube end

VTE3207	36	54mm
---------	----	------

Double yoke



VTE2921

Outer yoke

Quick release



Shaft size

VTE3041	1 1/8", 6
VTE3029	1 3/8", 21
VTE3001	1 3/8", 6

Retractable collar



Shaft size

VTE8029	1 3/8", 21
VTE8001	1 3/8", 6

Splined only



Shaft size

VTE4221	1 3/8", 21
---------	------------

Splined yoke with interfering bolt



Shaft size

VTE4001	1 3/8", 6
---------	-----------

Plain bore with pin hole



Bore Pin hole

VTE3538	1 1/4"	3/8"
VTE3537	1"	5/16"
VTE3501	20mm	6mm
VTE3503	25mm	8mm
VTE3507	30mm	10mm

Plain bore with keyway & threaded hole



Bore Keyway Thread

VTE3640	1 1/4"	5/16"	3/8"
VTE3638	1"	1/4"	3/8"
VTE3601	20mm	6mm	M8
VTE3603	25mm	8mm	M10
VTE3607	30mm	8mm	M10

Plain bore with keyway & Non Interfering bolt



Bore Keyway Thread

VTE3828	1"	1/4"	M12
VTE3803	25mm	8mm	M12
VTE3807	30mm	8mm	M12

Plain bore with keyway & Interfering bolt



Bore Keyway Thread

VTE3703	25mm	8mm	M12
VTE3707	30mm	8mm	M12

Safety device

Ratchet clutch



	Shaft size	Torque Nm
VTE7151	1 3/8", 6	300
VTE7161	1 3/8", 6	600
VTE7171	1 3/8", 6	900

Shear bolt unit



	Shaft size	Torque Nm
VTE7320	1 3/8", 21	900
VTE7340	1 3/8", 6	780
VTE7302	1 3/8", 6	900

Over run clutch



	Shaft size	Torque Nm
VTE7256	1 3/8 21	3000
VTE7251	1 3/8", 6	3000

Yoke assembly

Quick release inner triangular tube



	Shaft size
VTE1801	1 3/8", 6

Quick release outer triangular tube



	Shaft size
VTE1811	1 3/8", 6


Guard

Guard assembly



	Length	Information
VTE1501	1210mm	Standard
VTE1520	1760mm	Standard
VTE1500	860mm	Standard

Guard retainer



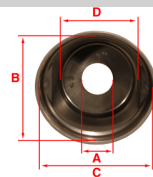
	id (mm)	Groove type
VTE1603	40.5 & 47.0	Square

Guard chain



	Length	Information
VTE1700	55mm	-

Implement guard cone



	A (mm)	B x C	D (mm)
VTE1540	58	200x20	150
VTE1541	58	240x24	150
VTE1542	60	275x35	250

Shaft assembly

Quick release shaft



	Min length	Attachment
VTE1001	1210	1 3/8", 6
VTE1000	860	1 3/8", 6

Retractable collar shaft



	Min length	Attachment
VTE1101	1210	1 3/8", 6
VTE1100	860	1 3/8", 6

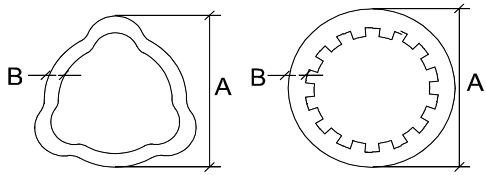
*Note: For further technical information on all products found on this page please refer to the group section of this catalogue.

3 Triangular - Spline

U joint information 27mm x 70mm VTE5001 type 3.41



Tube information



		A (mm)	S (mm)	Length (mm)
VTE2010	Inner triangular	36	3.2	3000
VTE2012	Outer triangular	43.5	3.4	3000
VTE2310	Inner triangular	36	3.2	1000
VTE2312	Outer triangular	43.5	3.4	1000

Inner yoke

Inner triangular tube

Outer triangular tube



	Profile tube	Tube end	Profile tube	Tube end
VTE3201	36	54mm	VTE3208	43.5
				61mm

Outer yoke

Quick release

Retractable collar

Splined yoke with interfering bolt

Splined yoke with non interfering bolt



	Shaft size	Shaft size	Shaft size	Shaft size	
VTE3030	1 3/8", 21	VTE8030	1 3/8", 21	VTE4002	1 3/8", 6
VTE3002	1 3/8", 6	VTE8002	1 3/8", 6	VTE4102	1 3/8", 6

Plain bore with pin hole

Plain bore with keyway & threaded hole

Plain bore with keyway & Non Interfering bolt

Plain bore with keyway & Interfering bolt



	Bore	Pin hole	Bore	Keyway	Thread	Bore	Keyway	Thread	Bore	Keyway	Thread			
VTE3508	30mm	10mm	VTE3641	1 1/4"	5/16"	3/8"	VTE3804	25mm	8mm	M12	VTE3708	30mm	8mm	M12
			VTE3646	1 3/8"	5/16"	3/8"	VTE3808	30mm	8mm	M12	VTE3712	35mm	10mm	M12
			VTE3604	25mm	8mm	M12								
			VTE3608	30mm	8mm	M12								

Triangular Series

Safety device

Ratchet clutch



	Shaft size	Torque Nm
VTE7114	1 3/8", 6	600

Shear bolt unit



	Shaft size	Torque Nm
VTE7303	1 3/8", 6	1300

Over run clutch



	Shaft size	Torque Nm
VTE7213	1 3/8", 6	3000

Yoke assembly

Quick release outer triangular tube



	Shaft size
VTE1812	1 3/8", 6

Guard

Guard assembly



	Length	Information
VTE1560	1210mm	Long cone
VTE1503	1210mm	Standard
VTE1521	1760mm	Standard
VTE1502	860mm	Standard

Guard retainer




	id (mm)	Groove type
VTE1604	45.0 & 52.0	Square

Guard chain



	Length	Information
VTE1700	55mm	-

Implement guard cone



	A (mm)	B x C	D (mm)
VTE1540	58	200x20	150
VTE1541	58	240x24	150
VTE1542	60	275x35	250

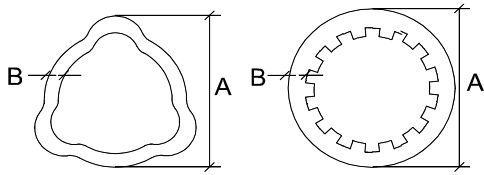
***Note: For further technical information on all products found on this page please refer to the group section of this catalogue.**

4 Triangular - Spline

U joint information 27mm x 74.6mm VTE5004 type 4.41



Tube information



		A (mm)	S (mm)	Length (mm)
VTE2012	Outer triangular	43.5	3.4	3000
VTE2013	Inner triangular	36	4.5	3000
VTE2312	Outer triangular	43.5	3.4	1000
VTE2313	Inner triangular	36	4.5	1000

Inner yoke

Inner triangular tube



Profile tube Tube end

VTE3202	36	54mm
---------	----	------

Outer triangular tube



Profile tube Tube end

VTE3209	43.5	61mm
---------	------	------

Double yoke



VTE2923

Outer yoke

Quick release



Shaft size

VTE3031	1 3/8", 21
---------	------------

VTE3003	1 3/8", 6
---------	-----------

Retractable collar



Shaft size

VTE8031	1 3/8", 21
---------	------------

VTE8003	1 3/8", 6
---------	-----------

Splined only



Shaft size

VTE4203	1 3/8", 6
---------	-----------

Splined yoke with interfering bolt



Shaft size

VTE4003	1 3/8", 6
---------	-----------

Splined yoke with non interfering bolt



Shaft size

VTE4103	1 3/8", 6
---------	-----------

Plain bore with pin hole



Bore Pin hole

VTE3540	1 1/4"	3/8"
---------	--------	------

VTE3574	1 3/8"	1/2"
---------	--------	------

VTE3545	1 3/8"	3/8"
---------	--------	------

VTE3505	25mm	8mm
---------	------	-----

VTE3509	30mm	10mm
---------	------	------

VTE3516	35mm	13mm
---------	------	------

Plain bore with keyway & threaded hole



Bore Keyway Thread

VTE3642	1 1/4"	1/4"	3/8"
---------	--------	------	------

VTE3683	1 1/8"	1/4"	3/8"
---------	--------	------	------

VTE3647	1 3/8"	5/16"	3/8"
---------	--------	-------	------

VTE3605	25mm	8mm	M12
---------	------	-----	-----

VTE3609	30mm	8mm	M12
---------	------	-----	-----

VTE3616	35mm	10mm	M12
---------	------	------	-----

Plain bore with keyway & Non Interfering bolt



Bore Keyway Thread

VTE3832	1 1/4"	5/16"	M12
---------	--------	-------	-----

VTE3837	1 3/8"	5/16"	M12
---------	--------	-------	-----

VTE3850	1"	1/4"	M12
---------	----	------	-----

VTE3805	25mm	8mm	M12
---------	------	-----	-----

VTE3809	30mm	8mm	M12
---------	------	-----	-----

VTE3814	35mm	10mm	M12
---------	------	------	-----

Plain bore with keyway & Interfering bolt



Bore Keyway Thread

VTE3713	35mm	10mm	M12
---------	------	------	-----

Triangular Series

Safety device

Friction clutch



	Shaft size	Torque Nm
VTE7014	1 3/8", 6	900

Ratchet clutch



	Shaft size	Torque Nm
VTE7182	1 3/8", 6	1200
VTE7162	1 3/8", 6	600
VTE7172	1 3/8", 6	900

Shear bolt unit



	Shaft size	Torque Nm
VTE7322	1 3/8", 21	1700
VTE7304	1 3/8", 6	1700

Over run clutch



	Shaft size	Torque Nm
VTE7257	1 3/8 21	3000
VTE7252	1 3/8", 6	3000

Yoke assembly

Quick release inner triangular tube



	Shaft size
VTE1803	1 3/8", 6

Quick release outer triangular tube



	Shaft size
VTE1813	1 3/8", 6


Guard

Guard assembly



	Length	Information
VTE1560	1210mm	Long cone
VTE1503	1210mm	Standard
VTE1521	1760mm	Standard
VTE1502	860mm	Standard

Guard retainer




	id (mm)	Groove type
VTE1604	45.0 & 52.0	Square

Guard chain



	Length	Information
VTE1700	55mm	-

Implement guard cone



	A (mm)	B x C (mm)	D (mm)
VTE1540	58	200x20	150
VTE1541	58	240x24	150
VTE1542	60	275x35	250

Shaft assembly

Quick release shaft



	Min length	Attachment
VTE1004	1210	1 3/8", 6
VTE1002	610	1 3/8", 6
VTE1003	860	1 3/8", 6

Retractable collar shaft



	Min length	Attachment
VTE1104	1210	1 3/8", 6
VTE1102	610	1 3/8", 6
VTE1103	860	1 3/8", 6

Safety device shaft



	Min length	Attachment
VTE1039	1110	1 3/8", 6

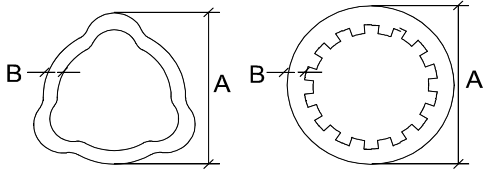
*Note: For further technical information on all products found on this page please refer to the group section of this catalogue.

5 Triangular - Spline

U joint information 30mm x 80mm VTE5007 type 5.41



Tube information



		A (mm)	S (mm)	Length (mm)
VTE2014	Outer triangular	51.6	3	3000
VTE2015	Inner triangular	45	4	3000
VTE2100	Splined bar	35	12 splines	600
VTE2130	Round Tube	54	3	1000
VTE2314	Outer triangular	51.6	3	1000
VTE2315	Inner triangular	45	4	1000
VTE2900	Splined sleeve	-	12 splines	100

Inner yoke

Inner triangular tube



Profile tube Tube end

VTE3203	45	61mm
---------	----	------

Outer triangular tube



Profile tube Tube end

VTE3210	51.6	70mm
---------	------	------

Inner splined bar



Profile tube Tube end

VTE3400	35	61mm
---------	----	------

Yoke tube and sleeve assembly



VTE2154

Outer yoke

Quick release



Shaft size

VTE3083	1 3/4", 20
VTE3068	1 3/4", 6
VTE3020	1 3/8", 21
VTE3004	1 3/8", 6

Retractable collar



Shaft size

VTE8083	1 3/4", 20
VTE8068	1 3/4", 6
VTE8020	1 3/8", 21
VTE8004	1 3/8", 6

Splined yoke with interfering bolt



Shaft size

VTE4024	1 3/8", 21
VTE4004	1 3/8", 6

Plain bore with keyway & threaded hole



Bore Keyway Thread

VTE3648	1 3/8"	5/16"	3/8"
VTE3610	30mm	8mm	M12
VTE3624	40mm	12mm	M12

Plain bore with keyway & Non Interfering bolt



Bore Keyway Thread

VTE3698	40mm	12mm	M12
---------	------	------	-----

Safety device

Friction clutch



	Shaft size	Torque Nm
VTE7025	1 3/8", 6	1200
VTE7049	1 3/8", 6	1200
VTE7015	1 3/8", 6	900

Ratchet clutch



	Shaft size	Torque Nm
VTE7139	1 3/8", 6	1500
VTE7138	1 3/8", 6	900

Shear bolt unit



	Shaft size	Torque Nm
VTE7305	1 3/8", 6	2100

Over run clutch



	Shaft size	Torque Nm
VTE7259	1 3/8 21	3000
VTE7225	1 3/8", 6	3000

Yoke assembly

Quick release inner triangular tube



	Shaft size
VTE1804	1 3/8", 6

Quick release outer triangular tube



	Shaft size
VTE1814	1 3/8", 6


Guard

Guard assembly



	Length	Information
VTE1561	1210mm	Long cone
VTE1505	1210mm	Standard
VTE1522	1760mm	Standard
VTE1504	860mm	Standard

Guard retainer




	id (mm)	Groove type
VTE1605	52.0 & 61.5	Square

Guard chain



	Length	Information
VTE1700	55mm	-

Implement guard cone



	A (mm)	B x C	D (mm)
VTE1540	58	200x20	150
VTE1541	58	240x24	150
VTE1542	60	275x35	250

Shaft assembly

Quick release shaft



	Min length	Attachment
VTE1036	860	1 3/8", 6

Retractable collar shaft



	Min length	Attachment
VTE1136	860	1 3/8", 6

Safety device shaft



	Min length	Attachment
VTE1037	860	1 3/8", 6
VTE1038	860	1 3/8", 6

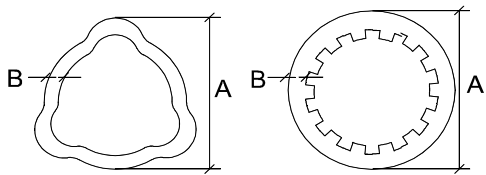
*Note: For further technical information on all products found on this page please refer to the group section of this catalogue.

6 Triangular - Spline

U joint information 30mm x 92mm VTE5005 type 6.41



Tube information



		A (mm)	S (mm)	Length (mm)
VTE2015	Inner triangular	45	4	3000
VTE2016	Outer triangular	54	4	3000
VTE2100	Splined bar	35	12 splines	600
VTE2130	Round Tube	54	3	1000
VTE2316	Outer triangular	54	4	1000
VTE2900	Splined sleeve	-	12 splines	100

Inner yoke

Inner triangular tube



Profile tube Tube end

VTE3204	45	67mm
---------	----	------

Outer triangular tube



Profile tube Tube end

VTE3211	54	76mm
---------	----	------

Inner splined bar



Profile tube Tube end

VTE3401	35	67mm
---------	----	------

Outer round tube



Profile tube Tube end

VTE3411	54	76mm
---------	----	------

Double yoke



VTE2925

Outer yoke

Quick release



Shaft size

VTE3080	1 3/4", 20
---------	------------

VTE3060	1 3/4", 6
---------	-----------

VTE3022	1 3/8", 21
---------	------------

VTE3006	1 3/8", 6
---------	-----------

Retractable collar



Shaft size

VTE8080	1 3/4", 20
---------	------------

VTE8060	1 3/4", 6
---------	-----------

VTE8022	1 3/8", 21
---------	------------

VTE8006	1 3/8", 6
---------	-----------

Splined yoke with interfering bolt



Shaft size

VTE4005	1 3/8", 6
---------	-----------

Splined yoke with non interfering bolt



Shaft size

VTE4105	1 3/8", 6
---------	-----------

Plain bore with keyway & threaded hole



Bore Keyway Thread

VTE3644	1 1/4"	5/16"	3/8"
---------	--------	-------	------

VTE3649	1 3/8"	5/16"	3/8"
---------	--------	-------	------

VTE3619	35mm	10mm	M12
---------	------	------	-----

VTE3626	40mm	12mm	M12
---------	------	------	-----

Plain bore with keyway & Non Interfering bolt



Bore Keyway Thread

VTE3834	1 1/4"	5/16"	M12
---------	--------	-------	-----

VTE3839	1 3/8"	5/16"	M12
---------	--------	-------	-----

VTE3816	35mm	10mm	M12
---------	------	------	-----

VTE3819	40mm	12mm	M12
---------	------	------	-----

Plain bore with keyway & Interfering bolt



Bore Keyway Thread

VTE3715	35mm	10mm	M12
---------	------	------	-----

VTE3718	40mm	12mm	M12
---------	------	------	-----

Safety device

Friction clutch



	Shaft size	Torque Nm
VTE7072	1 3/4", 20	1450
VTE7066	1 3/4", 6	1200
VTE7051	1 3/4", 6	1450
VTE7086	1 3/4", 6	1450
VTE7071	1 3/8", 21	1450
VTE7026	1 3/8", 6	1200
VTE7050	1 3/8", 6	1450
VTE7052	1 3/8", 6	1450
VTE7013	1 3/8", 6	900

Ratchet clutch



	Shaft size	Torque Nm
VTE7174	1 3/8", 6	900

Shear bolt unit



	Shaft size	Torque Nm
VTE7316	1 3/4", 6	2500
VTE7324	1 3/8", 21	2500
VTE7306	1 3/8", 6	2500

Over run clutch



	Shaft size	Torque Nm
VTE7260	1 3/8" 21	3000
VTE7226	1 3/8", 6	3000

Yoke assembly

Quick release inner triangular tube



	Shaft size
VTE1805	1 3/8", 6

Quick release outer triangular tube



	Shaft size
VTE1815	1 3/8", 6


Guard

Guard assembly



	Length	Information
VTE1561	1210mm	Long cone
VTE1505	1210mm	Standard
VTE1522	1760mm	Standard
VTE1504	860mm	Standard

Guard retainer




	id (mm)	Groove type
VTE1606	59.0 & 67.0	Square

Guard chain



	Length	Information
VTE1700	55mm	-

Implement guard cone



	A (mm)	B x C	D (mm)
VTE1540	58	200x20	150
VTE1541	58	240x24	150
VTE1542	60	275x35	250

Shaft assembly

Quick release shaft



	Min length	Attachment
VTE1006	1210	1 3/8", 6
VTE1054	1610	1 3/8", 6
VTE1005	860	1 3/8", 6

Retractable collar shaft



	Min length	Attachment
VTE1106	1210	1 3/8", 6
VTE1154	1610	1 3/8", 6
VTE1105	860	1 3/8", 6

Safety device shaft



	Min length	Attachment
VTE1040	1010	1 3/8", 6
VTE1053	1510	1 3/8", 6
VTE1050	860	1 3/8", 6

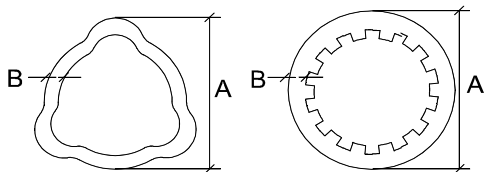
*Note: For further technical information on all products found on this page please refer to the group section of this catalogue.

7 Triangular - Spline

U joint information 35mm x 94mm VTE5012 type 7.81



Tube information



		A (mm)	S (mm)	Length (mm)
VTE2016	Outer triangular	54	4	3000
VTE2017	Inner triangular	45	5.5	3000
VTE2101	Splined bar	40	14 splines	530
VTE2131	Round Tube	61	3.5	1000
VTE2316	Outer triangular	54	4	1000
VTE2317	Inner triangular	45	5.5	1000
VTE2901	Splined sleeve	-	14 splines	120

Inner yoke

Inner triangular tube



Profile tube Tube end

VTE3216	45	67mm
----------------	----	------

Outer triangular tube



Profile tube Tube end

VTE3218	54	76mm
----------------	----	------

Inner splined bar



Profile tube Tube end

VTE3402	40	67mm
----------------	----	------

Outer round tube



Profile tube Tube end

VTE3412	61	76mm
----------------	----	------

Outer yoke

Quick release



Shaft size

VTE3061	1 3/4", 6
VTE3028	1 3/8", 21
VTE3012	1 3/8", 6

Retractable collar



Shaft size

VTE8061	1 3/4", 6
VTE8028	1 3/8", 21
VTE8012	1 3/8", 6

Splined yoke with interfering bolt



Shaft size

VTE4006	1 3/8", 6
----------------	-----------

Plain bore with keyway & Non Interfering bolt



Bore Keyway Thread

VTE3840	1 3/8"	5/16"	M12
----------------	--------	-------	-----

Flange yoke



Diameter Fixing

VTE4826	148	6 x 60°
----------------	-----	---------

Triangular Series

Safety device

Friction clutch



	Shaft size	Torque Nm
VTE7074	1 3/4", 20	1700
VTE7067	1 3/4", 6	1200
VTE7055	1 3/4", 6	1500
VTE7087	1 3/4", 6	1700
VTE7073	1 3/8", 21	1700
VTE7053	1 3/8", 6	1500
VTE7047	1 3/8", 6	1700

Shear bolt unit



	Shaft size	Torque Nm
VTE7325	1 3/4", 6	3000
VTE7326	1 3/8", 21	3000
VTE7311	1 3/8", 6	3000

Over run clutch



	Shaft size	Torque Nm
VTE7258	1 3/8", 6	3000

Yoke assembly

Quick release inner triangular tube



	Shaft size
VTE1806	1 3/8", 6

Quick release outer triangular tube



	Shaft size
VTE1816	1 3/8", 6


Guard

Guard assembly



	Length	Information
VTE1561	1210mm	Long cone
VTE1505	1210mm	Standard
VTE1522	1760mm	Standard
VTE1504	860mm	Standard

Guard retainer



Measured with gap closed


	id (mm)	Groove type
VTE1606	59.0 & 67.0	Square

Guard chain



	Length	Information
VTE1700	55mm	-

Implement guard cone



	A (mm)	B x C	D (mm)
VTE1540	58	200x20	150
VTE1541	58	240x24	150
VTE1542	60	275x35	250

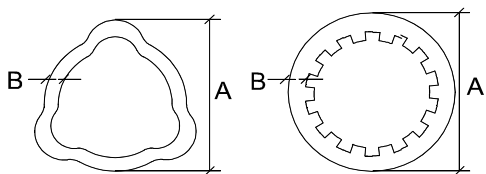
*Note: For further technical information on all products found on this page please refer to the group section of this catalogue.

8 Triangular - Spline

U joint information 35mm x 106mm VTE5009 type 8.81



Tube information



		A (mm)	S (mm)	Length (mm)
VTE2016	Inner triangular	54	4	3000
VTE2018	Outer triangular	63	4	3000
VTE2101	Splined bar	40	14 splines	530
VTE2131	Round Tube	61	3.5	1000
VTE2316	Inner triangular	54	4	1000
VTE2318	Outer triangular	63	4	1000
VTE2901	Splined sleeve	-	14 splines	120

Inner yoke

Inner triangular tube		Outer triangular tube		Inner splined bar		Outer round tube					
Profile tube	Tube end	Profile tube	Tube end	Profile tube	Tube end	Profile tube	Tube end				
VTE3217	54	76mm	VTE3219	63	88mm	VTE3403	40	76mm	VTE3413	61	88mm

Outer yoke

Quick release		Retractable collar		Splined yoke with interfering bolt		Splined yoke with non interfering bolt					
Shaft size	Shaft size	Shaft size	Shaft size								
VTE3082	1 3/4", 20	VTE8082	1 3/4", 20	VTE4007	1 3/8", 6	VTE4162	1 3/4", 6				
VTE3062	1 3/4", 6	VTE8062	1 3/4", 6								
VTE3025	1 3/8", 21	VTE8025	1 3/8", 21								
VTE3009	1 3/8", 6	VTE8009	1 3/8", 6								
Plain bore with keyway & threaded hole			Plain bore with keyway & Non Interfering bolt			Plain bore with keyway & Interfering bolt					
Bore	Keyway	Thread	Bore	Keyway	Thread	Bore	Keyway	Thread			
VTE3622	35mm	10mm	M14	VTE3818	35mm	10mm	M12	VTE3724	45mm	14mm	M16
				VTE3824	45mm	14mm	M12				

Triangular Series

Safety device

Friction clutch



	Shaft size	Torque Nm
VTE7076	1 3/4", 20	2000
VTE7070	1 3/4", 6	1200
VTE7056	1 3/4", 6	1500
VTE7088	1 3/4", 6	2000
VTE7075	1 3/8", 21	2000
VTE7054	1 3/8", 6	1500
VTE7048	1 3/8", 6	2000

Shear bolt unit



	Shaft size	Torque Nm
VTE7318	1 3/4", 6	3500
VTE7327	1 3/8", 21	3500
VTE7308	1 3/8", 6	3500

Over run clutch



	Shaft size	Torque Nm
VTE7272	1 3/4", 6	3800
VTE7262	1 3/8 21	3000
VTE7228	1 3/8", 6	3000
VTE7271	1 3/8", 6	3000

Yoke assembly

Quick release inner triangular tube

Quick release outer triangular tube



	Shaft size
VTE1841	1 3/8", 6

	Shaft size
VTE1868	1 3/8", 6


Guard

Guard assembly



	Length	Information
VTE1511	1210mm	Standard
VTE1510	860mm	Standard

Guard retainer



Measured with gap closed


	id (mm)	Groove type
VTE1611	67.0 & 79.5	Square

Guard chain



	Length	Information
VTE1700	55mm	-

Implement guard cone



	A (mm)	B x C	D (mm)
VTE1540	58	200x20	150
VTE1541	58	240x24	150
VTE1542	60	275x35	250

Shaft assembly

Quick release shaft



	Min length	Attachment
VTE1007	860	1 3/8", 6

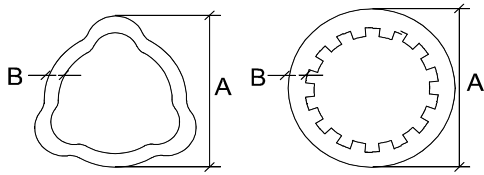
*Note: For further technical information on all products found on this page please refer to the group section of this catalogue.

9 Triangular - Spline

U joint information 41mm x 108mm VTE5013 type 9.41



Tube information



		A (mm)	S (mm)	Length (mm)
VTE2018	Outer triangular	63	4	3000
VTE2019	Inner triangular	54	5	3000
VTE2104	Splined bar	45	16 splines	500
VTE2129	Round Tube	69	5	1000
VTE2318	Outer triangular	63	4	1000
VTE2319	Inner triangular	54	5	1000
VTE2904	Splined sleeve	-	16 splines	120

Inner yoke

Inner triangular tube



Profile tube Tube end

VTE3220	54	76mm
----------------	----	------

Outer triangular tube



Profile tube Tube end

VTE3222	63	88mm
----------------	----	------

Inner splined bar

Profile tube Tube end

VTE3408	45	76mm
----------------	----	------

Outer yoke

Quick release



Shaft size

VTE3087	1 3/4", 20
VTE3065	1 3/4", 6
VTE3017	1 3/8", 21
VTE3013	1 3/8", 6

Retractable collar



Shaft size

VTE8087	1 3/4", 20
VTE8065	1 3/4", 6
VTE8017	1 3/8", 21
VTE8013	1 3/8", 6

Safety device

Friction clutch



	Shaft size	Torque Nm
VTE7059	1 3/4", 6	2000
VTE7060	1 3/4", 6	2000
VTE7057	1 3/8", 6	2000

Shear bolt unit



	Shaft size	Torque Nm
VTE7330	1 3/4", 6	4000
VTE7328	1 3/8", 6	4000


Guard

Guard assembly



	Length	Information
VTE1511	1210mm	Standard
VTE1510	860mm	Standard

Guard retainer



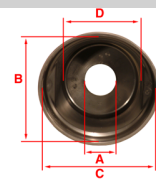
	id (mm)	Groove type
VTE1611	67.0 & 79.5	Square

Guard chain



	Length	Information
VTE1700	55mm	-

Implement guard cone



	A (mm)	B x C	D (mm)
VTE1540	58	200x20	150
VTE1541	58	240x24	150
VTE1542	60	275x35	250

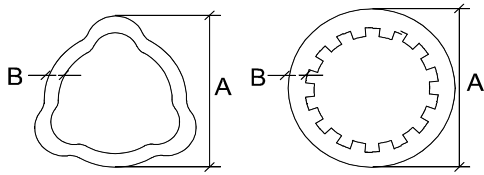
*Note: For further technical information on all products found on this page please refer to the group section of this catalogue.

10 Triangular - Spline



U joint information 41mm x 118mm VTE5014 type 10.41

Tube information



		A (mm)	S (mm)	Length (mm)
VTE2007	Outer triangular	66	5.6	3000
VTE2020	Inner triangular	54	6	3000
VTE2104	Splined bar	45	16 splines	500
VTE2129	Round Tube	69	5	1000
VTE2307	Outer triangular	66	5.6	1000
VTE2320	Inner triangular	54	6	1000
VTE2904	Splined sleeve	-	16 splines	120

Inner yoke

Inner triangular tube

Outer triangular tube



Profile tube Tube end

Profile tube Tube end

VTE3221	54	76mm	VTE3223	66	88mm
----------------	----	------	----------------	----	------

Outer yoke

Quick release

Retractable collar



Shaft size

Shaft size

VTE3088	1 3/4", 20	VTE8088	1 3/4", 20
VTE3066	1 3/4", 6	VTE8066	1 3/4", 6
VTE3018	1 3/8", 21	VTE8018	1 3/8", 21
VTE3014	1 3/8", 6	VTE8014	1 3/8", 6

Safety device

Friction clutch



	Shaft size	Torque Nm
VTE7064	1 3/4", 20	2000
VTE7063	1 3/4", 6	2000
VTE7062	1 3/8", 21	2000


Guard

Guard assembly



	Length	Information
VTE1511	1210mm	Standard
VTE1510	860mm	Standard

Guard retainer



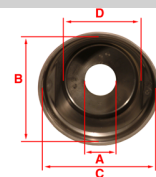
	id (mm)	Groove type
VTE1611	67.0 & 79.5	Square

Guard chain



	Length	Information
VTE1700	55mm	-

Implement guard cone



	A (mm)	B x C	D (mm)
VTE1540	58	200x20	150
VTE1541	58	240x24	150
VTE1542	60	275x35	250

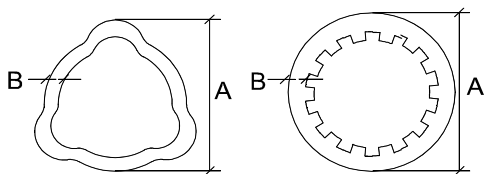
*Note: For further technical information on all products found on this page please refer to the group section of this catalogue.

A7 Triangular - Spline

U joint information 30.2mm x 106.5mm VTE5006 type 7.41



Tube information



		A (mm)	S (mm)	Length (mm)
VTE2016	Outer triangular	54	4	3000
VTE2017	Inner triangular	45	5.5	3000
VTE2101	Splined bar	40	14 splines	530
VTE2316	Outer triangular	54	4	1000
VTE2317	Inner triangular	45	5.5	1000
VTE2901	Splined sleeve	-	14 splines	120

Inner yoke

Inner triangular tube



Profile tube Tube end

VTE3205 45 67mm

Outer triangular tube



Profile tube Tube end

VTE3212 54 76mm

Inner splined bar



Profile tube Tube end

VTE3414 40 67mm

Outer yoke

Quick release



Shaft size

VTE3084 1 3/4", 20

VTE3008 1 3/8", 6

Triangular Series

Guard

Guard assembly



	Length	Information
VTE1561	1210mm	Long cone
VTE1505	1210mm	Standard
VTE1522	1760mm	Standard
VTE1504	860mm	Standard

Guard retainer



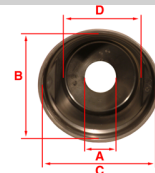
	id (mm)	Groove type
VTE1606	59.0 & 67.0	Square

Guard chain



	Length	Information
VTE1700	55mm	-

Implement guard cone



	A (mm)	B x C	D (mm)
VTE1540	58	200x20	150
VTE1541	58	240x24	150
VTE1542	60	275x35	250

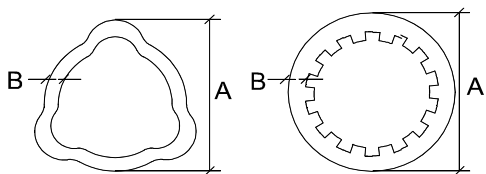
***Note: For further technical information on all products found on this page please refer to the group section of this catalogue.**

A8 Triangular - Spline

U joint information 35mm x 106.5mm VTE5009 type 8.41



Tube information



		A (mm)	S (mm)	Length (mm)
VTE2016	Outer triangular	54	4	3000
VTE2017	Inner triangular	45	5.5	3000
VTE2101	Splined bar	40	14 splines	530
VTE2316	Outer triangular	54	4	1000
VTE2317	Inner triangular	45	5.5	1000
VTE2901	Splined sleeve	-	14 splines	120

Inner yoke

Inner triangular tube

Outer triangular tube



Profile tube Tube end

Profile tube Tube end

VTE3206	45	67mm
----------------	----	------

VTE3213	54	76mm
----------------	----	------

Outer yoke

Quick release

Retractable collar

Splined yoke with interfering bolt

Plain bore with keyway & threaded hole



Shaft size

Shaft size

Shaft size

Bore Keyway Thread

VTE3082	1 3/4", 20
----------------	------------

VTE8082	1 3/4", 20
----------------	------------

VTE4007	1 3/8", 6
----------------	-----------

VTE3622	35mm	10mm	M14
----------------	------	------	-----

VTE3062	1 3/4", 6
----------------	-----------

VTE8062	1 3/4", 6
----------------	-----------

VTE3009	1 3/8", 6
----------------	-----------

VTE8009	1 3/8", 6
----------------	-----------

Shaft size

VTE3025	1 3/8", 21
----------------	------------

Plain bore with keyway & Non Interfering bolt

Plain bore with keyway & Interfering bolt



Bore Keyway Thread

Bore Keyway Thread

VTE3818	35mm	10mm	M12
----------------	------	------	-----

VTE3724	45mm	14mm	M16
----------------	------	------	-----

VTE3824	45mm	14mm	M12
----------------	------	------	-----

Triangular Series

Safety device

Friction clutch



	Shaft size	Torque Nm
VTE7028	1 3/8", 6	1200

Yoke assembly

Quick release outer triangular tube



	Shaft size
VTE1818	1 3/8", 6

Guard

Guard assembly



	Length	Information
VTE1561	1210mm	Long cone
VTE1511	1210mm	Standard
VTE1510	860mm	Standard

Guard retainer




	id (mm)	Groove type
VTE1611	67.0 & 79.5	Square

Guard chain



	Length	Information
VTE1700	55mm	-

Implement guard cone



	A (mm)	B x C	D (mm)
VTE1540	58	200x20	150
VTE1541	58	240x24	150
VTE1542	60	275x35	250

Shaft assembly

Quick release shaft



	Min length	Attachment
VTE1007	860	1 3/8", 6

Retractable collar shaft




	Min length	Attachment
VTE1107	860	1 3/8", 6

*Note: For further technical information on all products found on this page please refer to the group section of this catalogue.

Section Contents

Cross journal

Cross journal	109
---------------	-----



Inner yoke

Inner splined bar	110
Inner triangular tube	110
Outer triangular tube	110
Double yoke	111
Outer round tube	111
Yoke tube and sleeve assembly	111



Profile tube

Inner triangular	113
Outer triangular	113
Splined bar	114
Round Tube	115
Splined sleeve	115




Outer yoke

Quick release	116
Retractable collar	116
Splined only	117
Plain bore with pin hole	118
Splined yoke with interfering bolt	118
Splined yoke with non interfering bolt	118
Plain bore with keyway & threaded hole	119
Plain bore with keyway & Non Interfering bolt	120
Plain bore with keyway & Interfering bolt	121
Flange yoke	122



Safety device

Friction clutch	123
Ratchet clutch	123
Over run clutch	124
Shear bolt unit	124




Yoke assembly

Quick release inner triangular tube	126
Quick release outer triangular tube	126



Guard

Guard assembly	127
Guard retainer	127
Guard chain	128
Implement guard cone	128



Shaft assembly

Quick release shaft	130
Retractable collar safety shaft	130
Retractable collar shaft	130
Display stand	131
Safety device shaft	131



All PTO drive shafts manufactured by BENZI & DI TERLIZZI and supplied by VAPORMATIC fully conform to the Machinery Directive 89/392 linked to European Safety Norms EN292, EN294, EN1152 as well as the recent EN12965. In particular the shafts satisfy the need of European Safety Norm EN12965:2004, that all primary (original equipment) PTO drive shafts must be equipped with a PTO end yoke on the Tractor side featuring "a locking device that shall have no point which can cause entanglement (e.g. by collar design)."

Cross journal

Cross journal



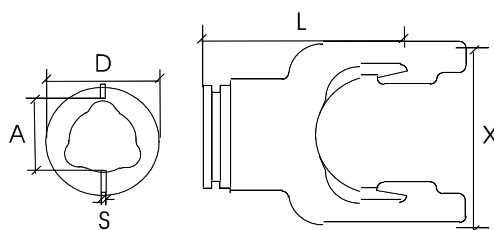
Part no.	Series	Information
		Size (mm)
VTE5011	1	22 x 54
VTE5003	2	24 x 61
VTE5001	3	27 x 70
VTE5004	4	27 x 74.6
VTE5007	5	30.2 x 80
VTE5005	6	30 x 92
VTE5012	7	35 x 94
VTE5009	8	35 x 106.5
VTE5013	9	41 x 108
VTE5014	10	41 x 118
VTE5006	A7	30.2 x 106.5
VTE5009	A8	35 x 106.5

Triangular - Spline



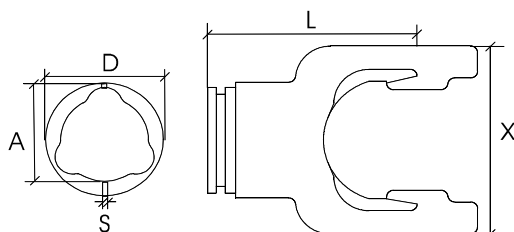
Inner yoke

Inner triangular tube



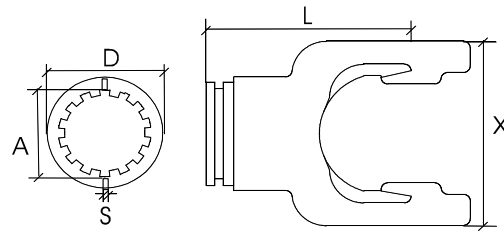
Part no.	Series Information						
		UJ size (mm)	A (mm)	D (mm)	S (mm)	X (mm)	L (mm)
VTE3215	1	22 x 54	26.5	41mm	8	65	79
VTE3200	2	24 x 61	29	47mm	8	65	79
VTE3201	3	27 x 70	36	54mm	8	80	85
VTE3202	4	27 x 74.6	36	54mm	8	85	98
VTE3203	5	30.2 x 80	45	61mm	10	89	96
VTE3204	6	30 x 92	45	67mm	10	106	105
VTE3216	7	35 x 94	45	67mm	10	106	105
VTE3217	8	35 x 106.5	54	76mm	12	117	120
VTE3220	9	41 x 108	54	76mm	12	121	130
VTE3221	10	41 x 118	54	76mm	12	131	136
VTE3205	A7	30.2 x 106.5	45	67mm	10	117	120
VTE3206	A8	35 x 106.5	45	67mm	10	117	120

Outer triangular tube



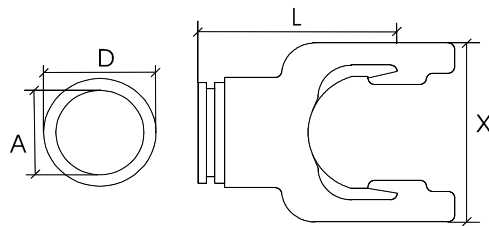
Part no.	Series Information						
		UJ size (mm)	A (mm)	D (mm)	S (mm)	X (mm)	L (mm)
VTE3214	1	22 x 54	32.5	47mm	8	65	79
VTE3207	2	24 x 61	36	54mm	8	71	82
VTE3208	3	27 x 70	43.5	61mm	8	80	85
VTE3209	4	27 x 74.6	43.5	61mm	8	85	98
VTE3210	5	30.2 x 80	51.6	70mm	10	89	96
VTE3211	6	30 x 92	54	76mm	10	106	105
VTE3218	7	35 x 94	54	76mm	10	106	105
VTE3219	8	35 x 106.5	63	88mm	12	117	120
VTE3222	9	41 x 108	63	88mm	12	121	130
VTE3223	10	41 x 118	66	88mm	12	131	136
VTE3212	A7	30.2 x 106.5	54	76mm	10	117	120
VTE3213	A8	35 x 106.5	54	76mm	10	117	120

Inner splined bar



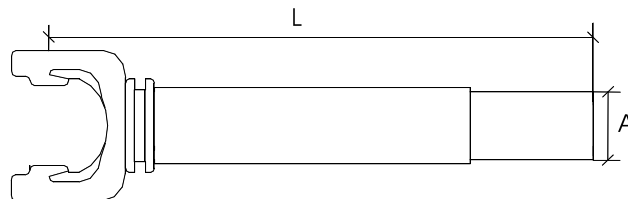
Part no.	Series Information		A (mm)	D (mm)	S (mm)	X (mm)	L (mm)
	UJ size (mm)						
VTE3400	5	30.2 x 80	35	61mm	10	89	96
VTE3401	6	30 x 92	35	67mm	10	106	105
VTE3402	7	35 x 94	40	67mm	10	106	105
VTE3403	8	35 x 106.5	40	76mm	12	117	120
VTE3408	9	41 x 108	45	76mm	12	121	130
VTE3414	A7	30.2 x 106.5	40	67mm	10	117	120

Outer round tube



Part no.	Series Information		A (mm)	D (mm)	S (mm)	X (mm)	L (mm)
	UJ size (mm)						
VTE3411	6	30 x 92	54	76mm	10	106	105
VTE3412	7	35 x 94	61	76mm	10	106	105
VTE3413	8	35 x 106.5	61	88mm	12	117	120

Yoke tube and sleeve assembly

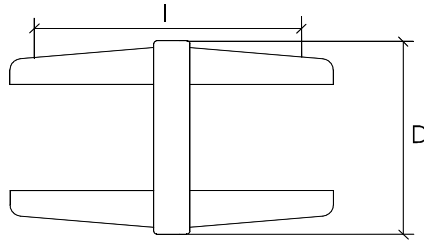


Part no.	Series Information		L (mm)	A (mm)	Splines
	UJ size (mm)				
VTE2154	5	30.2 x 80	280	54	12

Triangular - Spline



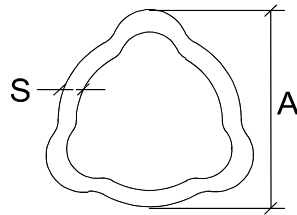
Double yoke



Part no.	Series	Information		
		UJ size (mm)	L (mm)	D (mm)
VTE2921	2	23.8 x 61.3	78	82
VTE2923	4	27 x 74.6	90	96
VTE2925	6	30.2 x 92	108	103

Profile tube

Inner triangular

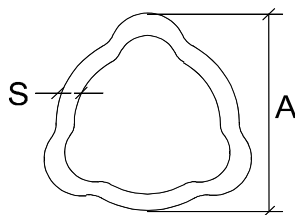


Part no.	Series Information		S (mm)	Length (mm)
		A (mm)		
VTE2309	1	26.5	3.5	1000
VTE2009	1	26.5	3.5	3000
VTE2311	2	29	4	1000
VTE2011	2	29	4	3000
VTE2310	3	36	3.2	1000
VTE2010	3	36	3.2	3000
VTE2313	4	36	4.5	1000
VTE2013	4	36	4.5	3000
VTE2315	5	45	4	1000
VTE2015	5	45	4	3000
VTE2015	6	45	4	3000
VTE2317	7	45	5.5	1000
VTE2017	7	45	5.5	3000
VTE2316	8	54	4	1000
VTE2016	8	54	4	3000
VTE2319	9	54	5	1000
VTE2019	9	54	5	3000
VTE2320	10	54	6	1000
VTE2020	10	54	6	3000
VTE2317	A7	45	5.5	1000
VTE2017	A7	45	5.5	3000
VTE2317	A8	45	5.5	1000
VTE2017	A8	45	5.5	3000

Triangular - Spline

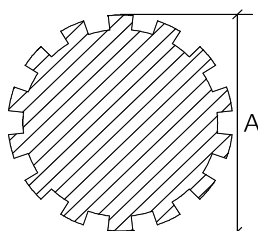


Outer triangular



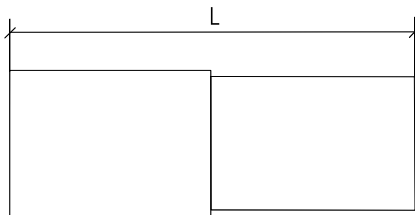
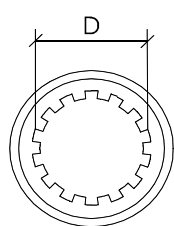
Part no.	Series	Information		
		A (mm)	S (mm)	Length (mm)
VTE2308	1	32.5	2.6	1000
VTE2008	1	32.5	2.6	3000
VTE2310	2	36	3.2	1000
VTE2010	2	36	3.2	3000
VTE2312	3	43.5	3.4	1000
VTE2012	3	43.5	3.4	3000
VTE2312	4	43.5	3.4	1000
VTE2012	4	43.5	3.4	3000
VTE2314	5	51.6	3	1000
VTE2014	5	51.6	3	3000
VTE2316	6	54	4	1000
VTE2016	6	54	4	3000
VTE2316	7	54	4	1000
VTE2016	7	54	4	3000
VTE2318	8	63	4	1000
VTE2018	8	63	4	3000
VTE2318	9	63	4	1000
VTE2018	9	63	4	3000
VTE2307	10	66	5.6	1000
VTE2007	10	66	5.6	3000
VTE2316	A7	54	4	1000
VTE2016	A7	54	4	3000
VTE2316	A8	54	4	1000
VTE2016	A8	54	4	3000

Splined bar




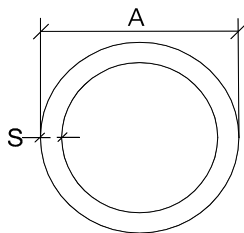
Part no.	Series	Information		
		A (mm)	A (mm)	Length (mm)
VTE2100	5	35	12 splines	600
VTE2100	6	35	12 splines	600
VTE2101	7	40	14 splines	530
VTE2101	8	40	14 splines	530
VTE2104	9	45	16 splines	500
VTE2104	10	45	16 splines	500
VTE2101	A7	40	14 splines	530
VTE2101	A8	40	14 splines	530

Splined sleeve



Part no.	Series Information		A (mm)	Length (mm)
VTE2900	5	-	12 splines	100
VTE2900	6	-	12 splines	100
VTE2901	7	-	14 splines	120
VTE2901	8	-	14 splines	120
VTE2904	9	-	16 splines	120
VTE2904	10	-	16 splines	120
VTE2901	A7	-	14 splines	120
VTE2901	A8	-	14 splines	120

Round Tube



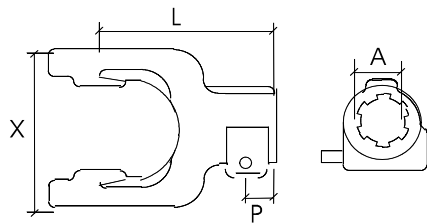
Part no.	Series Information		S (mm)	Length (mm)
VTE2130	5	54	3	1000
VTE2130	6	54	3	1000
VTE2131	7	61	3.5	1000
VTE2131	8	61	3.5	1000
VTE2129	9	69	5	1000
VTE2129	10	69	5	1000

Triangular - Spline



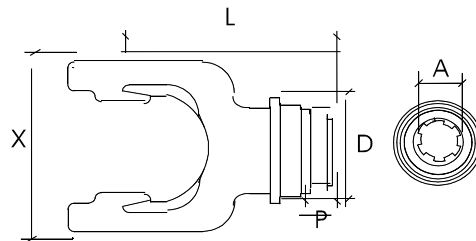
Outer yoke

Quick release



Part no.	Series Information					
		UJ size (mm)	A	X (mm)	P (mm)	L (mm)
VTE3040	1	22 x 54	1 1/8", 6	65	16	65
VTE3027	1	22 x 54	1 3/8", 21	65	16	65
VTE3011	1	22 x 54	1 3/8", 6	65	16	65
VTE3041	2	24 x 61	1 1/8", 6	71	18	71
VTE3029	2	24 x 61	1 3/8", 21	71	18	71
VTE3001	2	24 x 61	1 3/8", 6	71	18	71
VTE3030	3	27 x 70	1 3/8", 21	80	18	80
VTE3002	3	27 x 70	1 3/8", 6	80	18	80
VTE3031	4	27 x 74.6	1 3/8", 21	85	18	85
VTE3003	4	27 x 74.6	1 3/8", 6	85	18	85
VTE3083	5	30.2 x 80	1 3/4", 20	89	20	89
VTE3068	5	30.2 x 80	1 3/4", 6	89	20	89
VTE3020	5	30.2 x 80	1 3/8", 21	89	20	89
VTE3004	5	30.2 x 80	1 3/8", 6	89	20	89
VTE3080	6	30 x 92	1 3/4", 20	106	20	106
VTE3060	6	30 x 92	1 3/4", 6	106	20	106
VTE3022	6	30 x 92	1 3/8", 21	106	20	106
VTE3006	6	30 x 92	1 3/8", 6	106	20	106
VTE3061	7	35 x 94	1 3/4", 6	106	20	106
VTE3028	7	35 x 94	1 3/8", 21	106	20	106
VTE3012	7	35 x 94	1 3/8", 6	106	20	106
VTE3082	8	35 x 106.5	1 3/4", 20	117	20	117
VTE3062	8	35 x 106.5	1 3/4", 6	117	20	117
VTE3025	8	35 x 106.5	1 3/8", 21	117	20	117
VTE3009	8	35 x 106.5	1 3/8", 6	117	20	117
VTE3087	9	41 x 108	1 3/4", 20	121	20	121
VTE3065	9	41 x 108	1 3/4", 6	121	20	121
VTE3017	9	41 x 108	1 3/8", 21	121	20	121
VTE3013	9	41 x 108	1 3/8", 6	121	20	121
VTE3088	10	41 x 118	1 3/4", 20	131	20	131
VTE3066	10	41 x 118	1 3/4", 6	131	20	131
VTE3018	10	41 x 118	1 3/8", 21	131	20	131
VTE3014	10	41 x 118	1 3/8", 6	131	20	131
VTE3084	A7	30.2 x 106.5	1 3/4", 20	117	20	117
VTE3008	A7	30.2 x 106.5	1 3/8", 6	117	20	117
VTE3082	A8	35 x 106.5	1 3/4", 20	117	20	117
VTE3062	A8	35 x 106.5	1 3/4", 6	117	20	117
VTE3025	A8	35 x 106.5	1 3/8", 21	117	20	117
VTE3009	A8	35 x 106.5	1 3/8", 6	117	20	117

Retractable collar

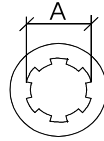
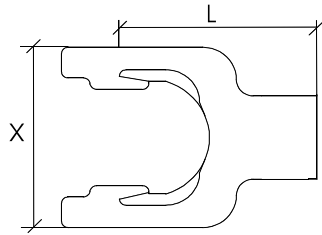


Part no.	Series Information					
		UJ size (mm)	A	X (mm)	P (mm)	L (mm)
VTE8027	1	22 x 54	1 3/8", 21	65	16	65
VTE8011	1	22 x 54	1 3/8", 6	65	16	65
VTE8029	2	24 x 61	1 3/8", 21	71	18	71
VTE8001	2	24 x 61	1 3/8", 6	71	18	71
VTE8030	3	27 x 70	1 3/8", 21	80	18	80
VTE8002	3	27 x 70	1 3/8", 6	80	18	80
VTE8031	4	27 x 74.6	1 3/8", 21	85	18	85
VTE8003	4	27 x 74.6	1 3/8", 6	85	18	85
VTE8083	5	30.2 x 80	1 3/4", 20	89	20	89
VTE8068	5	30.2 x 80	1 3/4", 6	89	20	89
VTE8020	5	30.2 x 80	1 3/8", 21	89	20	89
VTE8004	5	30.2 x 80	1 3/8", 6	89	20	89
VTE8080	6	30 x 92	1 3/4", 20	106	20	106
VTE8060	6	30 x 92	1 3/4", 6	106	20	106
VTE8022	6	30 x 92	1 3/8", 21	106	20	106
VTE8006	6	30 x 92	1 3/8", 6	106	20	106
VTE8061	7	35 x 94	1 3/4", 6	106	20	106
VTE8028	7	35 x 94	1 3/8", 21	106	20	106
VTE8012	7	35 x 94	1 3/8", 6	106	20	106
VTE8082	8	35 x 106.5	1 3/4", 20	117	20	117
VTE8062	8	35 x 106.5	1 3/4", 6	117	20	117
VTE8025	8	35 x 106.5	1 3/8", 21	117	20	117
VTE8009	8	35 x 106.5	1 3/8", 6	117	20	117
VTE8087	9	41 x 108	1 3/4", 20	121	20	121
VTE8065	9	41 x 108	1 3/4", 6	121	20	121
VTE8017	9	41 x 108	1 3/8", 21	121	20	121
VTE8013	9	41 x 108	1 3/8", 6	121	20	121
VTE8088	10	41 x 118	1 3/4", 20	131	20	131
VTE8066	10	41 x 118	1 3/4", 6	131	20	131
VTE8018	10	41 x 118	1 3/8", 21	131	20	131
VTE8014	10	41 x 118	1 3/8", 6	131	20	131
VTE8082	A8	35 x 106.5	1 3/4", 20	117	20	117
VTE8062	A8	35 x 106.5	1 3/4", 6	117	20	117
VTE8009	A8	35 x 106.5	1 3/8", 6	117	20	117

Triangular - Spline

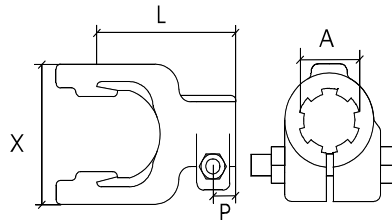


Splined only



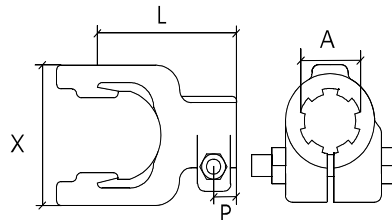
Part no.	Series Information				
	UJ size (mm)	A	X (mm)	P (mm)	L (mm)
VTE4221	2 24 x 61	1 3/8", 21	71	-	71
VTE4203	4 27 x 74.6	1 3/8", 6	85	-	85

Splined yoke with interfering bolt



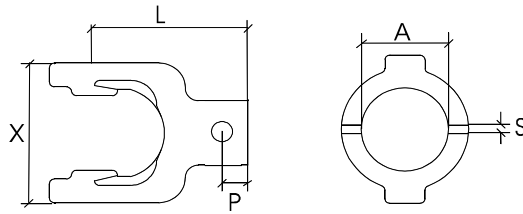
Part no.	Series Information				
	UJ size (mm)	A	X (mm)	P (mm)	L (mm)
VTE4000	1 22 x 54	1 3/8", 6	65	16	65
VTE4001	2 24 x 61	1 3/8", 6	71	18	71
VTE4002	3 27 x 70	1 3/8", 6	80	18	80
VTE4003	4 27 x 74.6	1 3/8", 6	85	18	85
VTE4024	5 30.2 x 80	1 3/8", 21	89	20	89
VTE4004	5 30.2 x 80	1 3/8", 6	89	20	89
VTE4005	6 30 x 92	1 3/8", 6	106	20	106
VTE4006	7 35 x 94	1 3/8", 6	106	20	106
VTE4007	8 35 x 106.5	1 3/8", 6	117	20	117
VTE4007	A8 35 x 106.5	1 3/8", 6	117	20	117

Splined yoke with non interfering bolt



Part no.	Series Information				
	UJ size (mm)	A	X (mm)	P (mm)	L (mm)
VTE4102	3 27 x 70	1 3/8", 6	80	18	80
VTE4103	4 27 x 74.6	1 3/8", 6	85	18	85
VTE4105	6 30 x 92	1 3/8", 6	106	20	106
VTE4162	8 35 x 106.5	1 3/4", 6	117	20	125

Plain bore with pin hole

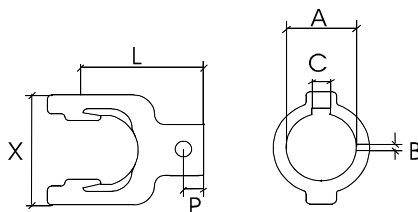


Part no.	Series Information						
	UJ size (mm)	A	S	X (mm)	P (mm)	L (mm)	
VTE3536	1 22 x 54	1"	3/8"	65	15	65	
VTE3500	1 22 x 54	20mm	6mm	65	15	65	
VTE3502	1 22 x 54	25mm	8mm	65	15	65	
VTE3506	1 22 x 54	30mm	10mm	65	15	65	
VTE3538	2 24 x 61	1 1/4"	3/8"	71	15	71	
VTE3537	2 24 x 61	1"	5/16"	71	15	71	
VTE3501	2 24 x 61	20mm	6mm	71	15	71	
VTE3503	2 24 x 61	25mm	8mm	71	15	71	
VTE3507	2 24 x 61	30mm	10mm	71	15	71	
VTE3508	3 27 x 70	30mm	10mm	85	20	85	
VTE3540	4 27 x 74.6	1 1/4"	3/8"	85	20	85	
VTE3574	4 27 x 74.6	1 3/8"	1/2"	85	20	85	
VTE3545	4 27 x 74.6	1 3/8"	3/8"	85	20	85	
VTE3505	4 27 x 74.6	25mm	8mm	85	20	85	
VTE3509	4 27 x 74.6	30mm	10mm	85	20	85	
VTE3516	4 27 x 74.6	35mm	13mm	85	20	85	

Triangular - Spline

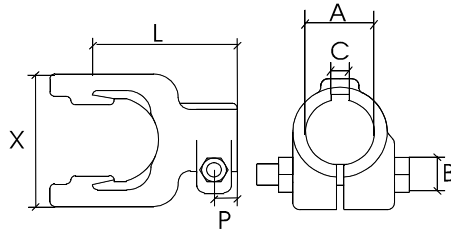


Plain bore with keyway & threaded hole



Part no.	Series Information		A	B	C	X (mm)	P (mm)	L (mm)
	UJ size (mm)							
VTE3637	1	22 x 54	1"	3/8"	1/4"	65	15	65
VTE3602	1	22 x 54	25mm	M10	8mm	65	15	65
VTE3635	1	22 x 54	3/4"	3/8"	3/16"	65	15	65
VTE3606	1	22 x 54	30mm	M10	8mm	65	15	65
VTE3640	2	24 x 61	1 1/4"	3/8"	5/16"	71	20	71
VTE3638	2	24 x 61	1"	3/8"	1/4"	71	20	71
VTE3601	2	24 x 61	20mm	M8	6mm	71	20	71
VTE3603	2	24 x 61	25mm	M10	8mm	71	20	71
VTE3607	2	24 x 61	30mm	M10	8mm	71	20	71
VTE3641	3	27 x 70	1 1/4"	3/8"	5/16"	80	20	80
VTE3646	3	27 x 70	1 3/8"	3/8"	5/16"	80	20	80
VTE3604	3	27 x 70	25mm	M12	8mm	80	20	80
VTE3608	3	27 x 70	30mm	M12	8mm	80	20	80
VTE3642	4	27 x 74.6	1 1/4"	3/8"	1/4"	-	-	-
VTE3683	4	27 x 74.6	1 1/8"	3/8"	1/4"	85	20	85
VTE3647	4	27 x 74.6	1 3/8"	3/8"	5/16"	85	20	85
VTE3605	4	27 x 74.6	25mm	M12	8mm	85	20	85
VTE3609	4	27 x 74.6	30mm	M12	8mm	85	20	85
VTE3616	4	27 x 74.6	35mm	M12	10mm	85	20	85
VTE3648	5	30.2 x 80	1 3/8"	3/8"	5/16"	89	20	89
VTE3610	5	30.2 x 80	30mm	M12	8mm	89	20	89
VTE3624	5	30.2 x 80	40mm	M12	12mm	89	20	89
VTE3644	6	30 x 92	1 1/4"	3/8"	5/16"	106	20	106
VTE3649	6	30 x 92	1 3/8"	3/8"	5/16"	106	20	106
VTE3619	6	30 x 92	35mm	M12	10mm	106	20	106
VTE3626	6	30 x 92	40mm	M12	12mm	106	20	106
VTE3622	8	35 x 106.5	35mm	M14	10mm	117	25	117
VTE3622	A8	35 x 106.5	35mm	M14	10mm	117	25	117

Plain bore with keyway & Non Interfering bolt

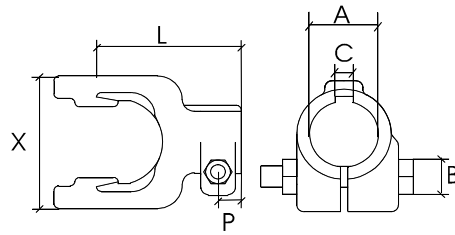


Part no.	Series Information						
	UJ size (mm)	A	B	C	X (mm)	P (mm)	L (mm)
VTE3827	1 22 x 54	1"	M12	1/4"	65	16	65
VTE3806	1 22 x 54	30mm	M12	8mm	65	16	65
VTE3802	1 22 x 554	25mm	M12	8mm	65	16	65
VTE3828	2 24 x 61	1"	M12	1/4"	71	18	71
VTE3803	2 24 x 61	25mm	M12	8mm	71	18	71
VTE3807	2 24 x 61	30mm	M12	8mm	71	18	71
VTE3804	3 27 x 70	25mm	M12	8mm	80	18	80
VTE3808	3 27 x 70	30mm	M12	8mm	80	18	80
VTE3832	4 27 x 74.6	1 1/4"	M12	5/16"	85	18	85
VTE3837	4 27 x 74.6	1 3/8"	M12	5/16"	85	18	85
VTE3850	4 27 x 74.6	1"	M12	1/4"	85	18	85
VTE3805	4 27 x 74.6	25mm	M12	8mm	85	18	85
VTE3809	4 27 x 74.6	30mm	M12	8mm	85	18	85
VTE3814	4 27 x 74.6	35mm	M12	10mm	85	18	85
VTE3698	5 30.2 x 80	40mm	M12	12mm	89	20	89
VTE3834	6 30 x 92	1 1/4"	M12	5/16"	106	20	106
VTE3839	6 30 x 92	1 3/8"	M12	5/16"	106	20	106
VTE3816	6 30 x 92	35mm	M12	10mm	106	20	106
VTE3819	6 30 x 92	40mm	M12	12mm	106	20	106
VTE3840	7 35 x 94	1 3/8"	M12	5/16"	106	20	106
VTE3818	8 35 x 106.5	35mm	M12	10mm	117	20	117
VTE3824	8 35 x 106.5	45mm	M12	14mm	117	20	117
VTE3818	A8 35 x 106.5	35mm	M12	10mm	117	20	117
VTE3824	A8 35 x 106.5	45mm	M12	14mm	117	20	117

Triangular - Spline

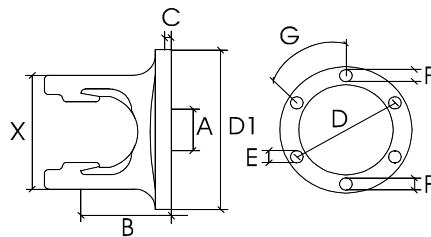


Plain bore with keyway & Interfering bolt



Part no.	Series Information						
	UJ size (mm)	A	B	C	X (mm)	P (mm)	L (mm)
VTE3702	1 22 x 54	25mm	M12	8mm	65	16	65
VTE3703	2 24 x 61	25mm	M12	8mm	71	18	71
VTE3707	2 24 x 61	30mm	M12	8mm	71	18	71
VTE3708	3 27 x 70	30mm	M12	8mm	80	18	80
VTE3712	3 27 x 70	35mm	M12	10mm	80	18	80
VTE3713	4 27 x 74.6	35mm	M12	10mm	85	18	85
VTE3715	6 30 x 92	35mm	M12	10mm	106	20	106
VTE3718	6 30 x 92	40mm	M12	12mm	106	20	106
VTE3724	8 35 x 106.5	45mm	M16	14mm	117	20	117
VTE3724	A8 35 x 106.5	45mm	M16	14mm	117	20	117

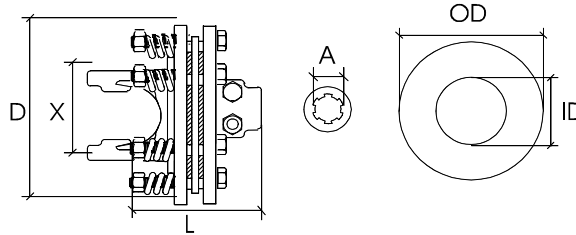
Flange yoke



Part no.	Series Information									
	UJ size (mm)	D1 (mm)	X (mm)	A (mm)	B (mm)	C (mm)	D (mm)	E (mm)	F	G
VTE4826	7 35 x 94	148	106	85	79	3	120	15	M14	6 x 60°

Safety device

Friction clutch

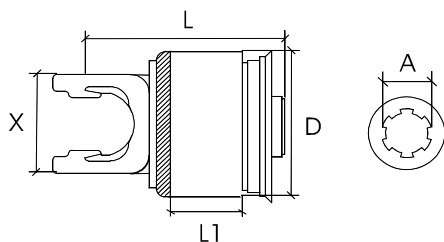


Part no.	Series	Information								
		UJ size (mm)	OD (mm)	ID (mm)	Plates	A	L (mm)	D (mm)	X (mm)	Nm max. (Nm)
VTE7014	4	27 x 74.6	140	85	2	1 3/8", 6	143	180	90	900
VTE7015	5	30.2 x 80	140	85	2	1 3/8", 6	143	180	90	900
VTE7049	5	30.2 x 80	140	85	4	1 3/8", 6	161	180	90	1200
VTE7025	5	30.2 x 80	160	97	2	1 3/8", 6	143	200	90	1200
VTE7013	6	30 x 92	140	85	2	1 3/8", 6	150	180	103	900
VTE7050	6	30 x 92	140	85	4	1 3/8", 6	167	180	103	1450
VTE7051	6	30 x 92	140	85	4	1 3/4", 6	173	180	103	1450
VTE7026	6	30 x 92	160	97	2	1 3/8", 6	150	200	103	1200
VTE7066	6	30 x 92	160	97	2	1 3/4", 6	150	200	103	1200
VTE7052	6	30 x 92	160	97	4	1 3/8", 6	167	200	103	1450
VTE7071	6	30 x 92	160	97	4	1 3/8", 21	167	200	103	1450
VTE7072	6	30 x 92	160	97	4	1 3/4", 20	173	200	103	1450
VTE7086	6	30 x 92	160	97	4	1 3/4", 6	173	200	103	1450
VTE7053	7	35 x 94	140	85	4	1 3/8", 6	167	180	103	1500
VTE7055	7	35 x 94	140	85	4	1 3/4", 6	173	180	103	1500
VTE7067	7	35 x 94	160	97	2	1 3/4", 6	150	200	103	1200
VTE7047	7	35 x 94	160	97	4	1 3/8", 6	167	200	103	1700
VTE7073	7	35 x 94	160	97	4	1 3/8", 21	167	200	103	1700
VTE7074	7	35 x 94	160	97	4	1 3/4", 20	173	200	103	1700
VTE7087	7	35 x 94	160	97	4	1 3/4", 6	173	200	103	1700
VTE7056	8	35 x 106.5	140	85	4	1 3/4", 6	181	180	124	1500
VTE7070	8	35 x 106.5	160	97	2	1 3/4", 6	163	200	124	1200
VTE7048	8	35 x 106.5	160	97	4	1 3/8", 6	175	200	124	2000
VTE7054	8	35 x 106.5	160	97	4	1 3/8", 6	175	180	124	1500
VTE7075	8	35 x 106.5	160	97	4	1 3/8", 21	175	200	124	2000
VTE7076	8	35 x 106.5	160	97	4	1 3/4", 20	181	200	124	2000
VTE7088	8	35 x 106.5	160	97	4	1 3/4", 6	181	200	124	2000
VTE7057	9	41 x 108	160	97	4	1 3/8", 6	196	200	124	2000
VTE7059	9	41 x 108	160	97	4	1 3/4", 6	202	200	124	2000
VTE7060	9	41 x 108	160	97	4	1 3/4", 6	202	200	124	2000
VTE7062	10	41 x 118	160	97	4	1 3/8", 21	188	200	132	2000
VTE7063	10	41 x 118	160	97	4	1 3/4", 6	194	200	132	2000
VTE7064	10	41 x 118	160	97	4	1 3/4", 20	194	200	132	2000
VTE7028	A8	35 x 106.5	160	97	2	1 3/8", 6	157	200	124	1200

Triangular - Spline

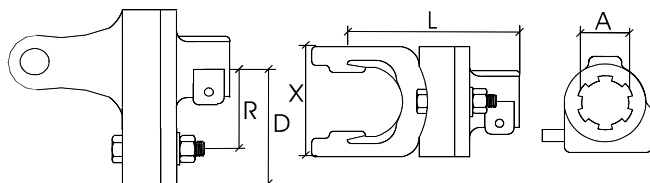


Ratchet clutch



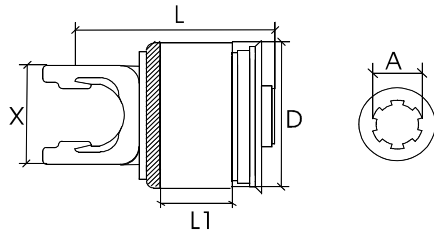
Part no.	Series Information							Torque Nm (Nm)	Row
	UJ size (mm)	D (mm)	X (mm)	L (mm)	L1 (mm)	A			
VTE7160	1	22 x 54	95	73	138	57	1 3/8", 6	600	2
VTE7150	1	54 x 22	95	73	119	38	1 3/8", 6	300	1
VTE7151	2	24 61	95	73	119	38	1 3/8", 6	300	1
VTE7161	2	24 x 61	95	73	138	57	1 3/8", 6	600	2
VTE7171	2	24 x 61	95	73	157	76	1 3/8", 6	900	3
VTE7114	3	27 x 70	95	86	142	57	1 3/8", 6	600	2
VTE7162	4	27 x 74.6	95	86	142	57	1 3/8", 6	600	2
VTE7172	4	27 x 74.6	95	86	161	76	1 3/8", 6	900	3
VTE7182	4	30 x 92	95	86	180	95	1 3/8", 6	1200	4
VTE7138	5	30 x 80	95	93	165	76	1 3/8", 6	900	3
VTE7139	5	30 x 80	95	93	203	114	1 3/8", 6	1500	5
VTE7174	6	30 x 92	95	106	171	76	1 3/8", 6	900	3

Shear bolt unit



Part no.	Series Information							Shear bolt (mm)	Torque Nm (Nm)
	UJ size (mm)	D (mm)	X (mm)	L (mm)	A (Spline)	R (mm)			
VTE7302	2	24 x 61	68	71	106	1 3/8", 6	48	6 x 40	900
VTE7320	2	24 x 61	68	71	106	1 3/8", 21	48	6 x 40	900
VTE7340	2	24 x 61	68	71	106	1 3/8", 6	42	6 x 40	780
VTE7303	3	27 x 70	68	86	117	1 3/8", 6	40	8 x 50	1300
VTE7304	4	27 x 74.6	68	86	117	1 3/8", 6	55	8 x 50	1700
VTE7322	4	27 x 74.6	68	86	117	1 3/8", 21	55	8 x 50	1700
VTE7305	5	30.2 x 80	68	88	117	1 3/8", 6	46	10 x 50	2100
VTE7306	6	30 x 92	80	112	133	1 3/8", 6	55	10 x 60	2500
VTE7316	6	30 x 92	80	112	133	1 3/4", 6	55	10 x 60	2500
VTE7324	6	30 x 92	80	112	133	1 3/8", 21	55	10 x 60	2500
VTE7325	7	35 x 94	80	112	133	1 3/4", 6	49	12 x 65	3000
VTE7326	7	35 x 94	80	112	133	1 3/8", 21	49	12 x 65	3000
VTE7311	7	35 x 94	80	124	133	1 3/8", 6	49	12 x 65	3000
VTE7308	8	35 x 106.5	80	124	145	1 3/8", 6	57	12 x 70	3500
VTE7318	8	35 x 106.5	80	124	145	1 3/4", 6	57	12 x 70	3500
VTE7327	8	35 x 106.5	80	124	145	1 3/8", 21	57	12 x 70	3500
VTE7328	9	41 x 108	80	124	145	1 3/8", 6	65	12 x 70	4000
VTE7330	9	41 x 108	80	124	145	1 3/4", 6	65	12 x 70	4000

Over run clutch



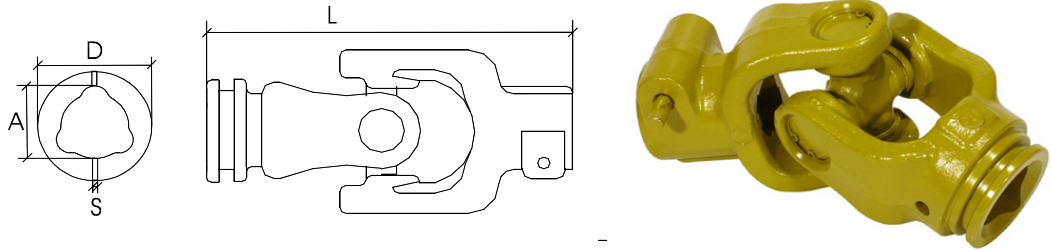
Part no.	Series	Information							Row
		UJ size (mm)	D (mm)	X (mm)	L (mm)	L1 (mm)	A	Torque Nm (Nm)	
VTE7250	1	22 x 54	91	73	149	54	1 3/8", 6	3000	-
VTE7251	2	24 x 61	91	73	149	54	1 3/8", 6	3000	-
VTE7256	2	24 x 61	91	73	149	54	1 3/8 21	3000	-
VTE7213	3	27 x 70	91	86	154	54	1 3/8", 6	3000	-
VTE7252	4	27 x 74.6	91	86	154	54	1 3/8", 6	3000	-
VTE7257	4	27 x 74.6	91	86	154	54	1 3/8 21	3000	-
VTE7225	5	30.2 x 80	91	93	157	54	1 3/8", 6	3000	-
VTE7259	5	30.2 x 80	91	93	157	54	1 3/8 21	3000	-
VTE7226	6	30 x 92	91	106	167	54	1 3/8", 6	3000	-
VTE7260	6	30 x 92	91	106	167	54	1 3/8 21	3000	-
VTE7258	7	35 x 94	91	106	167	54	1 3/8", 6	3000	-
VTE7228	8	35 x 106.5	91	117	184	54	1 3/8", 6	3000	-
VTE7262	8	35 x 106.5	91	117	184	54	1 3/8 21	3000	-
VTE7271	8	35 x 106.5	91	117	184	54	1 3/8", 6	3000	-
VTE7272	8	35 x 106.5	91	117	214	78	1 3/4", 6	3800	-

Triangular - Spline



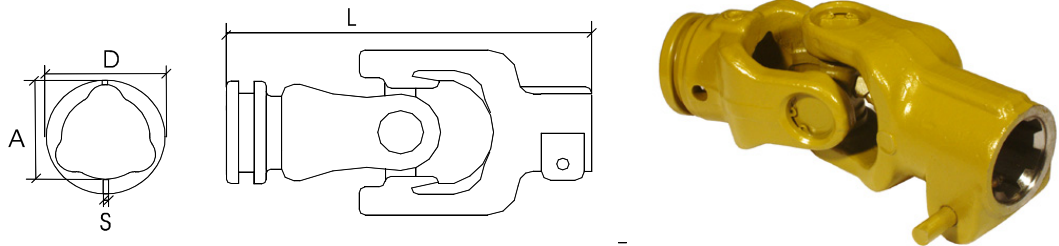
Yoke assembly

Quick release inner triangular tube



Part no.	Series Information							
	UJ size (mm)	Shaft size	A (mm)	B (mm)	S (mm)	D (mm)	L (mm)	
VTE1801	2	24 x 61	1 3/8", 6	29	-	8	47	179
VTE1803	4	27 x 74.6	1 3/8", 6	36	-	8	54	207
VTE1804	5	30.2 x 80	1 3/8", 6	45	-	10	61	208
VTE1805	6	30 x 92	1 3/8", 6	45	-	10	67	227
VTE1806	7	35 x 94	1 3/8", 6	45	-	10	67	227
VTE1841	8	35 x 106.5	1 3/8", 6	54	-	12	76	245

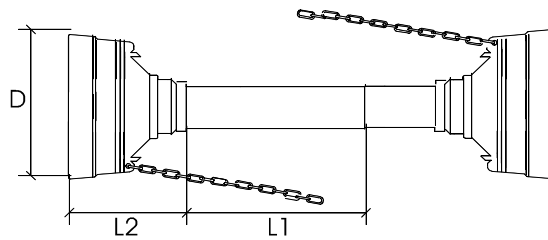
Quick release outer triangular tube



Part no.	Series Information							
	UJ size (mm)	Shaft size	A (mm)	B (mm)	S (mm)	D (mm)	L (mm)	
VTE1810	1	22 x 54	1 3/8", 6	32.5	-	8	47	171
VTE1811	2	24 x 61	1 3/8", 6	36	-	8	54	179
VTE1812	3	27 x 70	1 3/8", 6	43.5	-	8	61	187
VTE1813	4	27 x 74.6	1 3/8", 6	43.5	-	8	61	207
VTE1814	5	30.2 x 80	1 3/8", 6	51.6	-	10	70	208
VTE1815	6	30 x 92	1 3/8", 6	54	-	10	76	227
VTE1816	7	35 x 94	1 3/8", 6	54	-	10	76	227
VTE1868	8	34 x 106.5	1 3/8", 6	63	-	12	88	245
VTE1818	A8	35 x 106.5	1 3/8", 6	54	-	10	76	245

Guard

Guard assembly



Part no.	Series	Information				
		L (mm)	Information	D (mm)	L1 (mm)	L2 (mm)
VTE1501	1	1210mm	Standard	135	995	130
VTE1520	1	1760mm	Standard	130	1540	130
VTE1500	1	860mm	Standard	135	595	130
VTE1501	2	1210mm	Standard	135	995	130
VTE1520	2	1760mm	Standard	130	1540	130
VTE1500	2	860mm	Standard	135	595	130
VTE1560	3	1210mm	Long cone	160	986	PZ apps
VTE1503	3	1210mm	Standard	160	145	953
VTE1521	3	1760mm	Standard	160	1500	162
VTE1502	3	860mm	Standard	160	145	553
VTE1560	4	1210mm	Long cone	160	986	PZ apps
VTE1503	4	1210mm	Standard	160	145	953
VTE1521	4	1760mm	Standard	160	1500	162
VTE1502	4	860mm	Standard	160	145	553
VTE1561	5	1210mm	Long cone	180	938	PZ apps
VTE1505	5	1210mm	Standard	180	170	933
VTE1522	5	1760mm	Standard	180	1480	170
VTE1504	5	860mm	Standard	180	170	583
VTE1561	6	1210mm	Long cone	180	938	PZ apps
VTE1505	6	1210mm	Standard	180	170	933
VTE1522	6	1760mm	Standard	180	1480	170
VTE1504	6	860mm	Standard	180	170	583
VTE1561	7	1210mm	Long cone	180	938	PZ apps
VTE1505	7	1210mm	Standard	180	170	933
VTE1522	7	1760mm	Standard	180	1480	170
VTE1504	7	860mm	Standard	180	170	583
VTE1511	8	1210mm	Standard	205	190	913
VTE1510	8	860mm	Standard	205	190	563
VTE1511	9	1210mm	Standard	205	190	913
VTE1510	9	860mm	Standard	205	190	563
VTE1511	10	1210mm	Standard	205	190	913
VTE1510	10	860mm	Standard	205	190	563
VTE1561	A7	1210mm	Long cone	180	938	PZ apps
VTE1505	A7	1210mm	Standard	180	170	933
VTE1522	A7	1760mm	Standard	180	1480	170
VTE1504	A7	860mm	Standard	180	170	583
VTE1561	A8	1210mm	Long cone	180	938	PZ apps
VTE1511	A8	1210mm	Standard	205	190	913
VTE1510	A8	860mm	Standard	205	190	563

Triangular - Spline

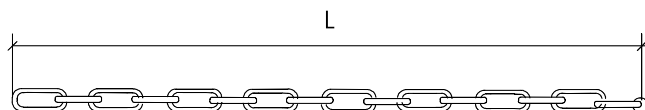


Guard retainer




Part no.	Series	Information		Groove type
		id (mm)		
VTE1607	1	33.0 & 41.0		Square
VTE1603	2	40.5 & 47.0		Square
VTE1604	3	45.0 & 52.0		Square
VTE1604	4	45.0 & 52.0		Square
VTE1605	5	52.0 & 61.5		Square
VTE1606	6	59.0 & 67.0		Square
VTE1606	7	59.0 & 67.0		Square
VTE1611	8	67.0 & 79.5		Square
VTE1611	9	67.0 & 79.5		Square
VTE1611	10	67.0 & 79.5		Square
VTE1606	A7	59.0 & 67.0		Square
VTE1611	A8	67.0 & 79.5		Square

Guard chain



Part no.	Series	Information				
		L (mm)	Information	D (mm)	L1 (mm)	L2 (mm)
VTE1700	1	55mm	-	-	-	-
VTE1700	2	55mm	-	-	-	-
VTE1700	3	55mm	-	-	-	-
VTE1700	4	55mm	-	-	-	-
VTE1700	5	55mm	-	-	-	-
VTE1700	6	55mm	-	-	-	-
VTE1700	7	55mm	-	-	-	-
VTE1700	8	55mm	-	-	-	-
VTE1700	9	55mm	-	-	-	-
VTE1700	10	55mm	-	-	-	-
VTE1700	A7	55mm	-	-	-	-
VTE1700	A8	55mm	-	-	-	-

Implement guard cone



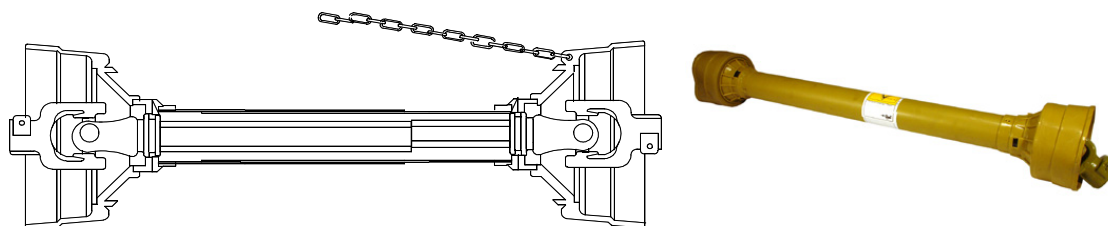
Part no.	Series Information			B x C (mm)	D (mm)
			A (mm)		
VTE1540	1	58		200x20	150
VTE1541	1	58		240x24	150
VTE1542	1	60		275x35	250
VTE1540	2	58		200x20	150
VTE1541	2	58		240x24	150
VTE1542	2	60		275x35	250
VTE1540	3	58		200x20	150
VTE1541	3	58		240x24	150
VTE1542	3	60		275x35	250
VTE1540	4	58		200x20	150
VTE1541	4	58		240x24	150
VTE1542	4	60		275x35	250
VTE1540	5	58		200x20	150
VTE1541	5	58		240x24	150
VTE1542	5	60		275x35	250
VTE1540	6	58		200x20	150
VTE1541	6	58		240x24	150
VTE1542	6	60		275x35	250
VTE1540	7	58		200x20	150
VTE1541	7	58		240x24	150
VTE1542	7	60		275x35	250
VTE1540	8	58		200x20	150
VTE1541	8	58		240x24	150
VTE1542	8	60		275x35	250
VTE1540	9	58		200x20	150
VTE1541	9	58		240x24	150
VTE1542	9	60		275x35	250
VTE1540	10	58		200x20	150
VTE1541	10	58		240x24	150
VTE1542	10	60		275x35	250
VTE1540	A7	58		200x20	150
VTE1541	A7	58		240x24	150
VTE1542	A7	60		275x35	250
VTE1540	A8	58		200x20	150
VTE1541	A8	58		240x24	150
VTE1542	A8	60		275x35	250

Triangular - Spline



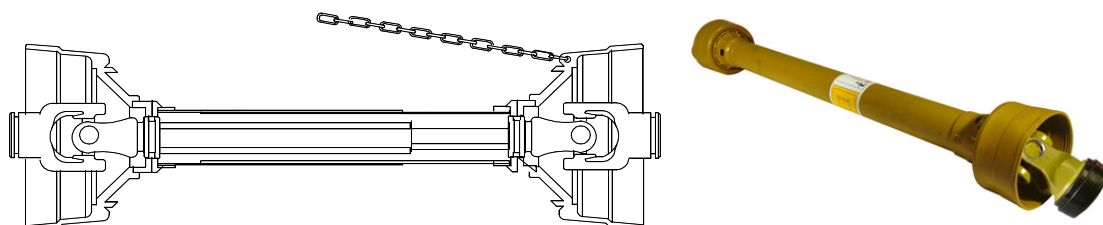
Shaft assembly

Quick release shaft



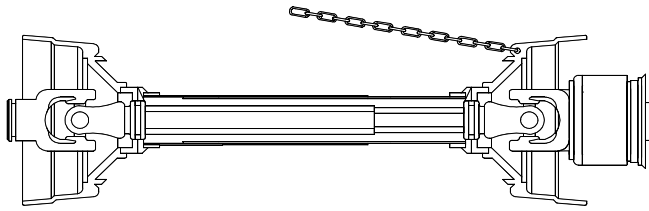
Part no.	Series	Information									
		UJ size (mm)	Profile	Min length (mm)	Max length (mm)	Tractor	Attachment	Implement	Attachment	540rpm (kW - Nm)	1000rpm (kW - Nm)
VTE1009	1	22 x 54	Triangular	1210	1755	1 3/8", 6	QR pin	1 3/8", 6	QR pin	12 - 210	18 - 172
VTE1008	1	22 x 54	Triangular	860	1215	1 3/8", 6	QR pin	1 3/8", 6	QR pin	12 - 210	18 - 172
VTE1001	2	23.8 x 61.3	Triangular	1210	1740	1 3/8", 6	QR pin	1 3/8", 6	QR pin	15 - 270	15 - 270
VTE1000	2	23.8 x 61.3	Triangular	860	1215	1 3/8", 6	QR pin	1 3/8", 6	QR pin	15 - 270	23 - 220
VTE1004	4	27 x 74.6	Triangular	1210	1740	1 3/8", 6	QR pin	1 3/8", 6	QR pin	26 - 460	40 - 380
VTE1002	4	27 x 74.6	Triangular	610	845	1 3/8", 6	QR pin	1 3/8", 6	QR pin	26 - 460	40 - 380
VTE1003	4	27 x 74.6	Triangular	860	1215	1 3/8", 6	QR pin	1 3/8", 6	QR pin	26 - 460	40 - 380
VTE1036	5	30.2 x 80	Triangular	860	1215	1 3/8", 6	QR pin	1 3/8", 6	QR pin	35 - 620	54 - 520
VTE1006	6	30.2 x 92	Triangular	1210	1740	1 3/8", 6	QR pin	1 3/8", 6	QR pin	47 - 830	74 - 710
VTE1054	6	30.2 x 92	Triangular	1610	2254	1 3/8", 6	QR pin	1 3/8", 6	QR pin	47 - 830	74 - 710
VTE1005	6	30.2 x 92	Triangular	860	1215	1 3/8", 6	QR pin	1 3/8", 6	QR pin	47 - 830	74 - 710
VTE1007	8	35 x 106.5	Triangular	860	1215	1 3/8", 6	QR pin	1 3/8", 6	QR pin	70 - 1240	110 - 1050
VTE1007	A8	35 x 106.5	Triangular	860	1215	1 3/8", 6	QR pin	1 3/8", 6	QR pin	70 - 1240	110 - 1050

Retractable collar shaft



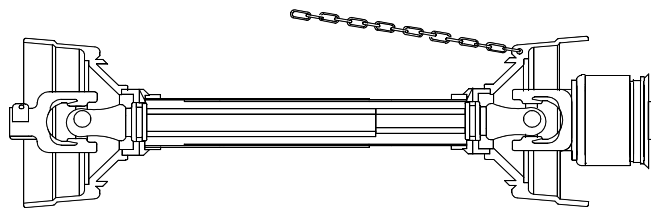
Part no.	Series	Information									
		UJ size (mm)	Profile	Min length (mm)	Max length (mm)	Tractor	Attachment	Implement	Attachment	540rpm (kW - Nm)	1000rpm (kW - Nm)
VTE1109	1	22 x 54	Triangular	1210	1755	1 3/8", 6	QR collar	1 3/8", 6	QR pin	12 - 210	18 - 172
VTE1108	1	22 x 54	Triangular	860	1215	1 3/8", 6	QR collar	1 3/8", 6	QR pin	12 - 210	18 - 172
VTE1101	2	23.8 x 61.3	Triangular	1210	1740	1 3/8", 6	QR collar	1 3/8", 6	QR pin	15 - 270	23 - 220
VTE1100	2	23.8 x 61.3	Triangular	860	1215	1 3/8", 6	QR collar	1 3/8", 6	QR pin	15 - 270	23 - 220
VTE1104	4	27 x 74.6	Triangular	1210	1740	1 3/8", 6	QR collar	1 3/8", 6	QR pin	26 - 460	40 - 380
VTE1102	4	27 x 74.6	Triangular	610	845	1 3/8", 6	QR collar	1 3/8", 6	QR pin	26 - 460	40 - 380
VTE1103	4	27 x 74.6	Triangular	860	1215	1 3/8", 6	QR collar	1 3/8", 6	QR pin	26 - 460	40 - 380
VTE1136	5	30.2 x 80	Triangular	860	1215	1 3/8", 6	QR collar	1 3/8", 6	QR pin	35 - 620	54 - 520
VTE1106	6	30.2 x 92	Triangular	1210	1740	1 3/8", 6	QR collar	1 3/8", 6	QR pin	47 - 830	74 - 710
VTE1154	6	30.2 x 92	Triangular	1610	2254	1 3/8", 6	QR collar	1 3/8", 6	QR pin	47 - 830	74 - 710
VTE1105	6	30.2 x 92	Triangular	860	1215	1 3/8", 6	QR collar	1 3/8", 6	QR pin	47 - 830	74 - 710
VTE1107	A8	35 x 106.5	Triangular	860	1215	1 3/8", 6	QR collar	1 3/8", 6	QR pin	70 - 1240	110 - 1050

Retractable collar safety shaft



Part no.	Series Information		Profile	Min length (mm)	Max length (mm)	Tractor	Attachment	Implement	Attachment	540rpm (kW - Nm)	1000rpm (kW - Nm)
	UJ size (mm)										
VTE1139	4	27 x 74.6	Triangular	1110	1595	1 3/8", 6	QR collar	1 3/8", 6	SB 1700Nm	26 - 460	40 - 380
VTE1137	5	30.2 x 80	Triangular	860	1215	1 3/8", 6	QR collar	1 3/8", 6	SB 2100Nm	35 - 620	54 - 520
VTE1138	5	30.2 x 80	Triangular	860	1215	1 3/8", 6	QR collar	1 3/8x6	OR & SB 1860Nm	35 - 620	54 - 520
VTE1140	6	30.2 x 92	Triangular	1010	1415	1 3/8", 6	QR collar	1 3/8", 6	FC (K64 type) 2000Nm	47 - 830	74 - 710
VTE1153	6	30.2 x 92	Triangular	1510	2200	1 3/8", 6	QR collar	1 3/8", 6	SB 2500Nm	47 - 830	74 - 710
VTE1150	6	30.2 x 92	Triangular	860	1210	1 3/8", 6	QR collar	1 3/8", 6	SB 2500Nm	47 - 830	74 - 710

Safety device shaft



Part no.	Series Information		Profile	Min length (mm)	Max length (mm)	Tractor	Attachment	Implement	Attachment	540rpm (kW - Nm)	1000rpm (kW - Nm)
	UJ size (mm)										
VTE1039	4	27 x 74.6	Triangular	1110	1595	1 3/8", 6	QR pin	1 3/8", 6	SB 1700Nm	26 - 460	40 - 380
VTE1037	5	30.2 x 80	Triangular	860	1215	1 3/8", 6	QR pin	1 3/8", 6	SB 2100Nm	35 - 620	54 - 520
VTE1038	5	30.2 x 80	Triangular	860	1215	1 3/8", 6	QR pin	1 3/8x6	OR & SB 1860Nm	35 - 620	54 - 520
VTE1040	6	30.2 x 92	Triangular	1010	1415	1 3/8", 6	QR pin	1 3/8", 6	FC (K64 type) 2000Nm	47 - 830	74 - 710
VTE1053	6	30.2 x 92	Triangular	1510	2200	1 3/8", 6	QR pin	1 3/8", 6	SB 2500Nm	47 - 830	74 - 710
VTE1050	6	30.2 x 92	Triangular	860	1210	1 3/8", 6	QR pin	1 3/8", 6	SB 2500Nm	47 - 830	74 - 710

Display stand



Part no.	Series Information
VZZ9036	This unit allows for up to seven complete PTO shaft assemblies to be displayed. Size: 1560mm high x 1000mm (Width without shafts) x 500mm deep.

Notes



A series of horizontal lines for taking notes, spanning the width of the page below the header.

Section Contents


Safety device

Safety Device Overview	135
Friction clutch	136
Ratchet clutch	137
Over run clutch	138




Yoke components

Quick release yoke pin	139
------------------------	-----



Safety device components

Ratchet clutch quick release kit	141
----------------------------------	-----



Friction clutch

Multiplate slip clutches control torque for intermittent, continuous, or overload slip. It will drive in both directions, slip when the torque setting is reached, and resume driving as the load is reduced. Adjusting external springs sets the torque.

The unit must be mounted at the implement end of the drive shaft.

Typical applications include Rotavators and Forage Harvesters.



Ratchet clutch

This type of clutch prevents overloading by slipping when a pre-set torque is reached.

To prevent excessive wear the drive must be disengaged as soon as slippage occurs.

The unit must be mounted on the implement end of the drive shaft.

Typical applications include Fertiliser distributors.



Overrunning clutch

This type of clutch will transmit power in one direction only. It is used where the implement being driven has a high inertia and allows the implement to 'free wheel' when the drive disengaged.

The unit should be mounted on the implement end of the drive shaft.

Typical applications include Mowers and Hay Turners.



Shear bolt unit

This unit uses a bolt to transmit the torque. If the torque exceeds a certain value the bolt will shear to prevent overload. The two halves of the unit are held together by a bearing, which allows them to rotate independently.

The unit should be mounted on the implement end of the drive shaft.

Typical applications include Vacuum Slurry Tankers, Pasture Toppers and Muck Spreaders.



Friction Clutch Components




Safety Device	Plate	Bolt	Nut	6mm Spring	7mm Spring	Bush	Pressure Plate	Inner Plate	Drive Plate	Flange Hub	Flange Yoke
VTE7013	VTE7902	VLG1849	VLG4236	VTE7900	VTE7901	VTE7912	VTE7910			VTE7905	
VTE7014	VTE7902	VLG1849	VLG4236	VTE7900	VTE7901	VTE7912	VTE7910			VTE7905	VTE7915
VTE7015	VTE7902	VLG1849	VLG4236	VTE7900	VTE7901	VTE7912	VTE7910			VTE7905	VTE7916
VTE7025	VTE7903	VLG1849	VLG4236	VTE7900	VTE7901	VTE7912	VTE7911			VTE7906	
VTE7026	VTE7903	VLG1849	VLG4236	VTE7900	VTE7901	VTE7912	VTE7911			VTE7906	VTE7917
VTE7028	VTE7903	VLG1849	VLG4236	VTE7900	VTE7901	VTE7912	VTE7911			VTE7906	VTE7919
VTE7047	VTE7903	VLG1851	VLG4236	VTE7900	VTE7901	VTE7912	VTE7911	VTE7913	VTE7914	VTE7908	VTE7918
VTE7048	VTE7903	VLG1851	VLG4236	VTE7900	VTE7901	VTE7912	VTE7911	VTE7913	VTE7914	VTE7908	VTE7919
VTE7049	VTE7902	VLG1851	VLG4236	VTE7900	VTE7901	VTE7912	VTE7910				VTE7916
VTE7050	VTE7902	VLG1851	VLG4236	VTE7900	VTE7901	VTE7912	VTE7910				
VTE7051	VTE7902	VLG1851	VLG4236	VTE7900	VTE7901	VTE7912	VTE7910			VTE7909	
VTE7052	VTE7903	VLG1851	VLG4236	VTE7900	VTE7901	VTE7912	VTE7911	VTE7913	VTE7914	VTE7908	VTE7917
VTE7053	VTE7902	VLG1851	VLG4236	VTE7900	VTE7901	VTE7912	VTE7910				
VTE7054	VTE7902	VLG1851	VLG4236	VTE7900	VTE7901	VTE7912	VTE7910				
VTE7055	VTE7902	VLG1851	VLG4236	VTE7900	VTE7901	VTE7912	VTE7910			VTE7909	
VTE7056	VTE7902	VLG1851	VLG4236	VTE7900	VTE7901	VTE7912	VTE7910			VTE7909	
VTE7057	VTE7903	VLG1851	VLG4236	VTE7900	VTE7901	VTE7912	VTE7911	VTE7913	VTE7914	VTE7908	
VTE7059	VTE7903	VLG1851	VLG4236	VTE7900	VTE7901	VTE7912	VTE7911	VTE7913	VTE7914		
VTE7060	VTE7903	VLG1851	VLG4236	VTE7900	VTE7901	VTE7912	VTE7911	VTE7913	VTE7914		
VTE7062	VTE7903	VLG1851	VLG4236	VTE7900	VTE7901	VTE7912	VTE7911	VTE7913	VTE7914		
VTE7063	VTE7903	VLG1851	VLG4236	VTE7900	VTE7901	VTE7912	VTE7911	VTE7913	VTE7914		
VTE7064	VTE7903	VLG1851	VLG4236	VTE7900	VTE7901	VTE7912	VTE7911	VTE7913	VTE7914		
VTE7066	VTE7903	VLG1849	VLG4236	VTE7900	VTE7901	VTE7912	VTE7911				VTE7917
VTE7067	VTE7903	VLG1849	VLG4236	VTE7900	VTE7901	VTE7912	VTE7911				VTE7918
VTE7070	VTE7903	VLG1849	VLG4236	VTE7900	VTE7901	VTE7912	VTE7911				VTE7919
VTE7071	VTE7903	VLG1851	VLG4236	VTE7900	VTE7901	VTE7912	VTE7911	VTE7913	VTE7914		VTE7917
VTE7072	VTE7903	VLG1851	VLG4236	VTE7900	VTE7901	VTE7912	VTE7911	VTE7913	VTE7914		VTE7917
VTE7073	VTE7903	VLG1851	VLG4236	VTE7900	VTE7901	VTE7912	VTE7911	VTE7913	VTE7914		VTE7918
VTE7074	VTE7903	VLG1851	VLG4236	VTE7900	VTE7901	VTE7912	VTE7911	VTE7913	VTE7914		VTE7918
VTE7075	VTE7903	VLG1851	VLG4236	VTE7900	VTE7901	VTE7912	VTE7911	VTE7913	VTE7914		VTE7919
VTE7076	VTE7903	VLG1851	VLG4236	VTE7900	VTE7901	VTE7912	VTE7911	VTE7913	VTE7914		VTE7919
VTE7086	VTE7903	VLG1851	VLG4236	VTE7900	VTE7901	VTE7912	VTE7911	VTE7913	VTE7914		VTE7917
VTE7087	VTE7903	VLG1851	VLG4236	VTE7900	VTE7901	VTE7912	VTE7911	VTE7913	VTE7914		VTE7918
VTE7088	VTE7903	VLG1851	VLG4236	VTE7900	VTE7901	VTE7912	VTE7911	VTE7913	VTE7914		VTE7919
VTE7090	VTE7903	VLG1851	VLG4236	VTE7900	VTE7901	VTE7912	VTE7911	VTE7913	VTE7914	VTE7908	
VTE7091	VTE7903	VLG1849	VLG4236	VTE7900	VTE7901	VTE7912	VTE7911			VTE7906	
VTE7092	VTE7903	VLG1851	VLG4236	VTE7900	VTE7901	VTE7912	VTE7911	VTE7913	VTE7914	VTE7908	
VTE7093	VTE7903	VLG1851	VLG4236	VTE7900	VTE7901	VTE7912	VTE7911	VTE7913	VTE7914		
VTE7094	VTE7903	VLG1851	VLG4236	VTE7900	VTE7901	VTE7912	VTE7911	VTE7913	VTE7914	VTE7908	
VTE7096	VTE7903	VLG1851	VLG4236	VTE7900	VTE7901	VTE7912	VTE7911	VTE7913	VTE7914		
VTE7098	VTE7903	VLG1851	VLG4236	VTE7900	VTE7901	VTE7912	VTE7911	VTE7913	VTE7914		
VTE7099	VTE7903	VLG1851	VLG4236	VTE7900	VTE7901	VTE7912	VTE7911	VTE7913	VTE7914		



Safety Device	Row	Spring Kit	Circlip	Inner Spacer	Outer Spacer	Quick Release Kit
VTE7114	2	VTE7930 x 2	VTE7934	VTE7932	VTE7933	VTE7931
VTE7138	3	VTE7930 x 3	VTE7934	VTE7932	VTE7933	VTE7931
VTE7139	5	VTE7930 x 5	VTE7934	VTE7932	VTE7933	VTE7931
VTE7150	1	VTE7930 x 1	VTE7934	VTE7932	VTE7933	VTE7931
VTE7151	1	VTE7930 x 1	VTE7934	VTE7932	VTE7933	VTE7931
VTE7160	2	VTE7930 x 2	VTE7934	VTE7932	VTE7933	VTE7931
VTE7161	2	VTE7930 x 2	VTE7934	VTE7932	VTE7933	VTE7931
VTE7162	2	VTE7930 x 2	VTE7934	VTE7932	VTE7933	VTE7931
VTE7171	3	VTE7930 x 3	VTE7934	VTE7932	VTE7933	VTE7931
VTE7172	3	VTE7930 x 3	VTE7934	VTE7932	VTE7933	VTE7931
VTE7173	4	VTE7930 x 4	VTE7934	VTE7932	VTE7933	VTE7931
VTE7174	3	VTE7930 x 3	VTE7934	VTE7932	VTE7933	VTE7931
VTE7182	4	VTE7930 x 4	VTE7934	VTE7932	VTE7933	VTE7931
VTE7183	4	VTE7930 x 4	VTE7934	VTE7932	VTE7933	VTE7931
VTE7193	5	VTE7930 x 5	VTE7934	VTE7932	VTE7933	VTE7931


Overrunning Clutch Components



Safety Device	Key & Leaf Spring Kit	Support Ring	Retaining Ring	Quick Release Kit
VTE7213	VTE7951	VTE7952	VTE7953	VTE7931
VTE7225	VTE7951	VTE7952	VTE7953	VTE7931
VTE7226	VTE7951	VTE7952	VTE7953	VTE7931
VTE7228	VTE7951	VTE7952	VTE7953	VTE7931
VTE7250	VTE7951	VTE7952	VTE7953	VTE7931
VTE7251	VTE7951	VTE7952	VTE7953	VTE7931
VTE7252	VTE7951	VTE7952	VTE7953	VTE7931
VTE7254	VTE7951	VTE7952	VTE7953	VTE7931
VTE7256	VTE7951	VTE7952	VTE7953	VTE7931
VTE7257	VTE7951	VTE7952	VTE7953	VTE7931
VTE7258	VTE7951	VTE7952	VTE7953	VTE7931
VTE7259	VTE7951	VTE7952	VTE7953	VTE7931
VTE7260	VTE7951	VTE7952	VTE7953	VTE7931
VTE7262	VTE7951	VTE7952	VTE7953	VTE7931
VTE7271	VTE7951	VTE7952	VTE7953	VTE7931
VTE7272	VTE7951	VTE7952	VTE7953	VTE7931

Yoke components

Quick release yoke pin



Part no. **Series Information**

VTE3906 For the repair of all Vapormatic yokes of 1 3/4" 6 spline and 1 3/4" 20 spline.


Quick release yoke pin



Part no. **Series Information**

VTE3904 For the repair of original Bypy yokes.

Quick release yoke pin



Part no. **Series Information**

VTE3903 For the repair of original Walterscheid yokes.

Quick release yoke pin



Part no. **Series Information**

VTE3902 For the repair of original Bypy yokes.

Yoke Components




Quick release yoke pin



Part no.	Series Information
----------	--------------------

VTE3901	For the repair of original Walterscheid yokes. For the repair of all Vapormatic yokes of 1 1/8" 6 spline, 1 3/8" 6 spline and 1 3/8" 21 spline.
---------	---

Quick release yoke pin



Part no.	Series Information
----------	--------------------

VTE3900	For the repair of original Hardy Spicer yokes.
---------	--



Yoke Components

Safety device components

Ratchet clutch quick release kit




Part no.	Series Information
----------	--------------------

VTE7931	
---------	--

Section Contents


Gearbox

180 Degree Gearbox	145
90 Degree Gearbox	146




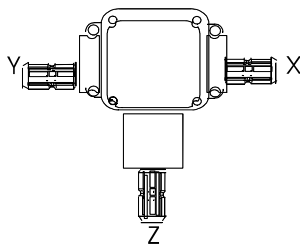
PTO equipment

Compressor	147
Pump	147
Components	148
Hose	148
Extension shaft	149
Fixed adaptor	149
Fixed non extending adaptors	149
Quick release adaptor	149
Splined coupler	149
Splined input shaft	149




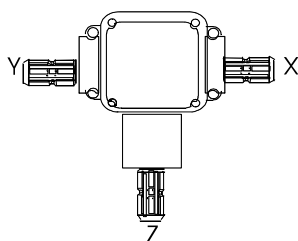
Gearbox

180 Degree Gearbox




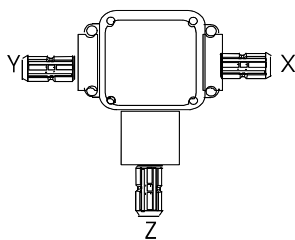
Part no.	Series Information								
	Ratio	X (spline)	Y (spline)	Z (spline)	Input	Power (hp)	Torque (Nm)	Speed (rpm)	Material
VTE5806	1:3.08	1.3/8" x 6	1.3/8" x 6	1.3/8" x 6	X - Y	46 - 69	610 - 500	540 - 1000	Cast Iron

180 Degree Gearbox



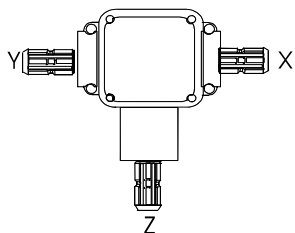
Part no.	Series Information								
	Ratio	X (spline)	Y (spline)	Z (spline)	Input	Power (hp)	Torque (Nm)	Speed (rpm)	Material
VTE5805	1:1	1.3/8" x 6		1.3/8" x 6	X - Y - Z	122 - 183	1620 - 1310	540 - 1000	Cast Iron

180 Degree Gearbox



Part no.	Series Information								
	Ratio	X (spline)	Y (spline)	Z (spline)	Input	Power (hp)	Torque (Nm)	Speed (rpm)	Material
VTE5804	1:1	1.3/8" x 6		1.3/8" x 6	X - Y - Z	78 - 115	1030 - 820	540 - 1000	Cast Iron

180 Degree Gearbox

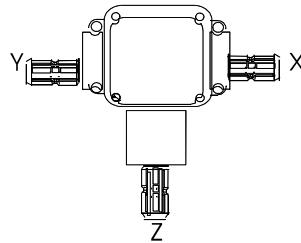


Part no.	Series Information								
	Ratio	X (spline)	Y (spline)	Z (spline)	Input	Power (hp)	Torque (Nm)	Speed (rpm)	Material
VTE5803	1:1.92	1.3/8" x 6		1.3/8" x 6	X - Y - Z	46 - 71	610 - 510	540 - 1000	Cast Iron

Gearbox


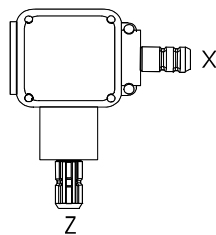


180 Degree Gearbox




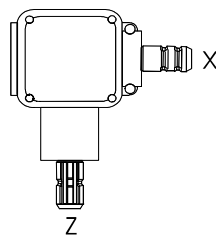
Part no.	Series Information									
	Ratio	X (spline)	Y (spline)	Z (spline)	Input	Power (hp)	Torque (Nm)	Speed (rpm)	Material	
VTE5802	1:1.92	25mm	25mm	25mm	X - Y	8 - 12	100 - 90	540 - 1000	Aluminium	

90 Degree Gearbox



Part no.	Series Information									
	Ratio	X (spline)	Y (spline)	Z (spline)	Input	Power (hp)	Torque (Nm)	Speed (rpm)	Material	
VTE5801	1:1	-	25mm	1.3/8" x 6	Z	18 - 24	240 - 170	570 - 1000	Aluminium	

90 Degree Gearbox



Part no.	Series Information									
	Ratio	X (spline)	Y (spline)	Z (spline)	Input	Power (hp)	Torque (Nm)	Speed (rpm)	Material	
VTE5800	1:1	-	25mm	1.3/8" x 6	Z	11	140	540	Aluminium	


PTO equipment

Pump



Part no.	Series Information
VTB1000	PTO pump pressure washer kit. A high quality roller-vane pump, operates from standard 1 3/8in 6 spline PTO shaft at up to 540rpm. Complete with 3m x 19mm (10ft x 3/4in) intake hose and 6m x 12.7mm (20ft x 1/2in) delivery hose and VTB1100 pump.

Pump




Part no.	Series Information
VTB1100	PTO roller-vane pump c/w 1 3/8in 6 spline quick release coupling. Output 45l/min at 0 PSI to 4l/min at 350 PSI

Pump



Part no.	Series Information
VTB1200	Heavy duty PTO pressure washer kit. A high quality, high volume roller-vane pump, operates from standard 1 3/8in 6 spline PTO shaft at up to 540rpm. Complete with 3m x 38mm (10ft x 1 1/2in) intake hose and 6m x 38mm (20ft x 1 1/2in) delivery hose.

Pump



Part no.	Series Information
VTB1300	High volume PTO roller-vane pump c/w quick release coupling. Output 118l/min at 0 PSI to 77l/min at 150 PSI.

Pump



Part no.	Series Information
VTB2000	PTO farm pump kit. A high performance, multi purpose centrifugal pump, specially designed for all types of farm waste where the solids are held in suspension. Operates from standard 1 3/8in 6 spline PTO shaft, c/w with 6m x 63mm inlet and delivery hoses.

Pump



Part no.	Series Information
VTB2100	High performance, multi purpose centrifugal pump. Maximum head 25m, maximum lift 6.5m, maximum pressure 2.4 bar, maximum flow 1000 l/min.

Compressor



Part no.	Series Information
VTA2400	PTO Compressor. A high quality unit c/w 4m (13ft) of spiral air hose, hose connections, tyre inflating clip, chain and shock absorber. Max operating pressure 145psi (10 bar) at 600rpm. 65-130L/min

Components




Part no.	Series Information
VTB1001	Stay bar - for VTB1000 / VTB1100
VTB1003	Adaptor nipple - for VTB1000 / VTB1100
VTB1004	Elbow inlet - for VTB1000 / VTB1100
VTB1005	Inlet hose 3/4in - for VTB1000 / VTB1100
VTB1006	Inlet strainer 3/4in BSP - for VTB1000 / VTB1100
VTB1007	Elbow outlet - for VTB1000 / VTB1100
VTB1008	Delivery hose 1/2in - for VTB1000 / VTB1100
VTB1009	Delivery nozzle - for VTB1000 / VTB1100
VTB1102	Quick release PTO coupling - for VTB1000 / VTB1100
VTB1104	Roller - for VTB1000 / VTB1100
VTB1105	Retaining clip - for VTB1000 / VTB1100
VTB1106	Oil seal - for VTB1000 / VTB1100
VTB1107	O-ring - for VTB1000 / VTB1100
VTB1114	Steel ball - for VTB1000 / VTB1100
VTB1116	Ball bearing - for VTB1000 / VTB1100
VTB1202	Brass inlet 1in BSP - for VTB1200 / VTB1300
VTB1203	Brass outlet 1 1/2in BSP - for VTB1200 / VTB1300
VTB1204	Inlet hose 1 1/2in - for VTB1200 / VTB1300
VTB1206	Red bush 1 1/2 x 1in BSP - for VTB1200 / VTB1300
VTB1207	Adaptor nipple 1in BSP - for VTB1200 / VTB1300
VTB1208	Adaptor nipple 1 1/2in BSP - for VTB1200 / VTB1300
VTB1209	Elbow 1 1/2in BSP - for VTB1200 / VTB1300
VTB1211	Inlet strainer 1 1/2in BSP - for VTB1200 / VTB1300
VTB1213	Chain - for VTB1200 / VTB1300
VTB1214	Torque arm - for VTB1200 / VTB1300
VTB1215	Pressure washer nozzle - for VTB1000 / VTB1200
VTB1216	Pressure washer hose 1" x 6m - for VTB1000 / VTB1200
VTB2104	Bolt 25 mm x 6 mm - for VTB2000 / VTB2100
VTB2107	Input gear - for VTB2000 / VTB2100
VTB2110	Seal - for VTB2000 / VTB2100
VTB2112	Sealing ring - for VTB2000 / VTB2100
VTB2114	Coupler - female - for VTB2000 / VTB2100
VTB2116	Output shaft - for VTB2000 / VTB2100
VTB2118	Seal - for VTB2000 / VTB2100
VTB2119	Seal - for VTB2000 / VTB2100

Hose



Part no.	Series Information
VTB2001	Intake and delivery hose 6m x 63mm (20ft x 2 1/2in)

Quick release adaptor



Part no.	Series Information			
	Female (spline)	Male (spline)	Length (mm)	Rating (hp)
VTF6015	1 3/8" x 21	1 3/8" x 6	165	75
VTF6016	1 3/8" x 6	1 3/8" x 21	165	75
VTF6014	1 3/8" x 6	1 3/8" x 6	165	75

Extension shaft



Part no.	Series Information		
	Length (mm)	End 1	End 2
VTF6301	153	1 3/8" x 6 spline	1 3/8" x 6 spline
VTF6300	229	1 3/8" x 6 spline	1 3/8" x 6 spline

Splined input shaft




Part no.	Series Information		Length (mm)
	Spline (Spline)		
VTF6304	1 3/8" x 6	229 Plain shaft diameter	29mm

Fixed adaptor



Part no.	Series Information			
	Female (spline)	Male (spline)	Length (mm)	Shaft extension (mm)
VTF6201	1 1/8" x 6	1 3/8" x 6	117	70
VTF6200	1 1/8" x 6	1 3/8" x 6	76	29
VTF6202	1 3/8" x 6	1 1/8" x 6	130	76
VTF6203	1 3/8" x 6	1 3/8" x 6	130	76

Fixed non extending adaptors



Part no.	Series Information			
	Female (spline)	Male (spline)	Length (mm)	Comment
VTF6500	1 1/8" x 6	1 3/8" x 6	50	2 holes
VTF6501	1 1/8" x 6	1 3/8" x 6	57	1 hole

Splined coupler



Part no.	Series Information	
	Spline (spline)	Length (mm)
VTF6302	1 3/8" x 6	95

C			
Cross journal - Cross journal	51, 109		
G			
Gearbox - 180 Degree Gearbox	145, 146		
Gearbox - 90 Degree Gearbox	146		
Guard - Guard assembly	21, 23, 25, 27, 29, 31, 33, 35, 37, 39, 69, 70, 83, 85, 87, 89, 91, 93, 95, 97, 99, 101, 103, 105, 127		
Guard - Guard chain	21, 23, 25, 27, 29, 31, 33, 35, 37, 39, 41, 71, 72, 83, 85, 87, 89, 91, 93, 95, 97, 99, 101, 103, 105, 128		
Guard - Guard retainer	21, 23, 25, 27, 29, 31, 33, 35, 37, 39, 41, 70, 71, 83, 85, 87, 89, 91, 93, 95, 97, 99, 101, 103, 105, 128		
Guard - Implement guard cone	21, 23, 25, 27, 29, 31, 33, 35, 37, 39, 41, 73, 74, 83, 85, 87, 89, 91, 93, 95, 97, 99, 101, 103, 105, 129		
Guard - Wide angle guard assembly	43, 45, 47, 72		
Guard - Wide angle guard cone	43, 45, 47, 72, 73		
I			
Inner yoke - Double yoke	84, 88, 92, 112		
Inner yoke - Inner lemon tube	20, 22, 24, 26, 28, 30, 32, 34, 36, 38, 52		
Inner yoke - Inner splined bar	90, 92, 94, 96, 98, 102, 111		
Inner yoke - Inner star tube	22, 24, 26, 28, 36, 38, 40, 53		
Inner yoke - Inner triangular tube	82, 84, 86, 88, 90, 92, 94, 96, 98, 100, 102, 104, 110		
Inner yoke - Outer lemon tube	20, 22, 24, 26, 28, 30, 32, 34, 36, 38, 52		
Inner yoke - Outer round tube	92, 94, 96, 111		
Inner yoke - Outer star tube	22, 24, 26, 28, 36, 38, 40, 53		
Inner yoke - Outer triangular tube	82, 84, 86, 88, 90, 92, 94, 96, 98, 100, 102, 104, 110		
Inner yoke - Yoke tube and sleeve assembly	90, 111		
O			
Outer yoke - Flange yoke	94, 122		
Outer yoke - Plain bore with keyway & Interfering bolt	20, 24, 28, 30, 32, 34, 63, 82, 84, 86, 88, 92, 96, 104, 121, 122		
Outer yoke - Plain bore with keyway & Non Interfering bolt	20, 24, 28, 30, 32, 34, 36, 62, 63, 82, 84, 86, 88, 90, 92, 94, 96, 104, 120, 121		
Outer yoke - Plain bore with keyway & threaded hole	20, 22, 24, 28, 30, 32, 34, 36, 38, 62, 82, 84, 86, 88, 90, 92, 96, 104, 119, 120		
O			
Outer yoke - Plain bore with pin hole	20, 30, 32, 34, 36, 61, 82, 84, 86, 88, 119		
Outer yoke - Quick release	20, 22, 24, 26, 28, 30, 32, 34, 36, 38, 40, 42, 44, 46, 58, 82, 84, 86, 88, 90, 92, 94, 96, 98, 100, 102, 104, 116		
Outer yoke - Retractable collar	20, 24, 28, 30, 32, 34, 36, 38, 40, 42, 44, 46, 59, 82, 84, 86, 88, 90, 92, 94, 96, 98, 100, 104, 117		
Outer yoke - Splined only	32, 34, 60, 84, 88, 118		
Outer yoke - Splined yoke with interfering bolt	20, 24, 28, 32, 34, 36, 38, 60, 82, 84, 86, 88, 90, 92, 94, 96, 104, 118		
Outer yoke - Splined yoke with non interfering bolt	20, 24, 28, 34, 36, 38, 60, 61, 86, 88, 92, 96, 118		
P			
Profile tube - Inner lemon	54		
Profile tube - Inner star	56		
Profile tube - Inner triangular	113, 114		
Profile tube - Outer lemon	55		
Profile tube - Outer star	56, 57		
Profile tube - Outer triangular	113, 114		
Profile tube - Round Tube	115		
Profile tube - Splined bar	114		
Profile tube - Splined sleeve	115		
PTO equipment - Components	148		
PTO equipment - Compressor	148		
PTO equipment - Extension shaft	149		
PTO equipment - Fixed adaptor	149		
PTO equipment - Fixed non extending adaptors	149		
PTO equipment - Hose	149		
PTO equipment - Pump	147		
PTO equipment - Quick release adaptor	149		
PTO equipment - Splined coupler	150		
PTO equipment - Splined input shaft	149		
S			
Safety device - Friction clutch	25, 29, 35, 37, 39, 41, 64, 89, 91, 93, 95, 97, 99, 101, 105, 123		
Safety device - Over run clutch	21, 25, 29, 33, 35, 37, 66, 83, 85, 87, 89, 91, 93, 95, 97, 125		
Safety device - Ratchet clutch	21, 25, 33, 35, 37, 64, 65, 83, 85, 87, 89, 91, 93, 124		
Safety device - Shear bolt unit	21, 25, 29, 33, 35, 37, 65, 85, 87, 89, 91, 93, 95, 97, 99, 124		
Safety device components - Ratchet clutch quick release kit	141		
Shaft assembly - Display stand	79, 131		
Shaft assembly - Quick release shaft	31, 33, 35, 37, 39,		

S

	41, 77, 83, 85, 89, 91, 93, 97, 105, 130
Shaft assembly - Retractable collar safety shaft	78, 131
Shaft assembly - Retractable collar shaft	31, 33, 35, 37, 39, 41, 77, 83, 85, 89, 91, 93, 105, 130
Shaft assembly - Safety device shaft	33, 35, 39, 78, 89, 91, 93, 131
Shaft assembly - Wide angle shaft	43, 45, 47, 48, 78, 79

W

Wide angle assembly - Quick release inner lemon tube	43, 45, 76
Wide angle assembly - Quick release inner star tube	45, 47, 76
Wide angle assembly - Quick release outer lemon tube	43, 45, 76
Wide angle inner yoke - Inner lemon tube	43, 45, 75
Wide angle inner yoke - Inner star tube	47, 75
Wide angle inner yoke - Outer lemon tube	43, 45, 75

Y

Yoke assembly - Quick release inner lemon tube	21, 23, 25, 31, 33, 35, 37, 39, 67
Yoke assembly - Quick release inner star tube	39, 67
Yoke assembly - Quick release inner triangular tube	85, 89, 91, 93, 95, 97, 126
Yoke assembly - Quick release outer lemon tube	25, 31, 33, 35, 37, 67
Yoke assembly - Quick release outer star tube	39, 68
Yoke assembly - Quick release outer triangular tube	83, 85, 87, 89, 91, 93, 95, 97, 105, 126
Yoke assembly - Wide angle joint body	45, 47, 68
Yoke components - Quick release yoke pin	139, 140



OEM - Vapormatic

ByPy		1G3049007	VTE1812	20554	VTE3607	3.41	VTE5001
000060053	VTE2925	1G4049007	VTE1813	205D3	VTE3803	301	VTE1812
1.03	VTE2008	1G4050007	VTE1803	205D4	VTE3807	30517	VTE4002
1.04	VTE2009	1G5049007	VTE1814	211010651	VTE3502	30534	VTE3708
1.05.07	VTE3000	1G5050007	VTE1804	211014451	VTE3500	30535	VTE3712
	VTE3011	1G6049007	VTE1815	211014851	VTE3506	30548	VTE3508
1.05.08	VTE3027	1G6050007	VTE1805	21101951	VTE3536	30553	VTE3603
1.06	VTE3214	1G7049007	VTE1816	211024451	VTE3501	30554	VTE3608
1.07	VTE3215	1G7050007	VTE1806	211024651	VTE3503	305D3	VTE3804
1.08.25	VTE3902	1G8049007	VTE1818	211024851	VTE3507	305D4	VTE3808
1.08.25.01	VTE3904		VTE1868	211029051	VTE3537	305G7	VTE4102
1.41	VTE5011	1G8050007	VTE1841	211029151	VTE3538	33A6	VTE7316
10.41	VTE5014	2.03	VTE2010	211034651	VTE3503	33A8	VTE7318
101	VTE1810	2.04	VTE2011	211034851	VTE3508	33O8	VTE7308
10503	VTE3040	2.05.07	VTE3001	211044651	VTE3505	377050	VTE1911
10517	VTE4000	2.06	VTE3207	211044851	VTE3509	38A2	VTE7014
10533	VTE3702	2.07	VTE3200	211049151	VTE3540	38D6	VTE7015
10542	VTE3500	2.41	VTE5003	211049251	VTE3545	4.04	VTE2013
10546	VTE3502	201	VTE1811	212016151	VTE3602	4.05.07	VTE3003
10548	VTE3506	202	VTE1801	212018451	VTE3635	4.06	VTE3209
10553	VTE3602	203040351	VTE4203	212018551	VTE3637	4.07	VTE3202
10554	VTE3606	204016851	VTE3214	212026151	VTE3603	4.41	VTE5004
105D3	VTE3802	204016852	VTE3215	212026251	VTE3607	401	VTE1813
105D4	VTE3806	204026851	VTE3207	212026752	VTE3601	402	VTE1803
125023000	VTE2009	204026852	VTE3200	212028551	VTE3638	40517	VTE4003
125031000	VTE2308	204036851	VTE3208	212028651	VTE3640	40527	VTE4203
125033000	VTE2008	204036852	VTE3201	212036151	VTE3604	40535	VTE3713
125041000	VTE2311	204046851	VTE3209	212036251	VTE3608	40546	VTE3505
125043000	VTE2011	204046852	VTE3202	212038651	VTE3641	40548	VTE3509
125051000	VTE2310	204053361	VTE3400	212038751	VTE3646	40550	VTE3516
125053000	VTE2010	204056860	VTE3210	212046151	VTE3605	40553	VTE3605
125073000	VTE2013	204056861	VTE3203	212046251	VTE3609	40554	VTE3609
125081000	VTE2312	204063361	VTE3401	212046351	VTE3616	40555	VTE3616
125083000	VTE2012	204066851	VTE3211	212048651	VTE3642	405D4	VTE3809
125093000	VTE2015	204066852	VTE3204	212048751	VTE3647	405D5	VTE3814
125101000	VTE2314	204083460	VTE3403	212056251	VTE3610	405G7	VTE4103
125103000	VTE2014	204086860	VTE3219	212056451	VTE3624	41201	VTE5011
1251091000	VTE2315	204086861	VTE3217	212058751	VTE3648	41202	VTE5003
125111000	VTE2317	204106851	VTE3223	21206251	VTE3606	41203	VTE5001
125113000	VTE2017	204106852	VTE3221	212066351	VTE3619	41204	VTE5004
125121000	VTE2316	204173451	VTE3402	212066451	VTE3626	41205	VTE5007
125123000	VTE2016	204176851	VTE3218	212068651	VTE3644	41206	VTE5005
125131000	VTE2319	204176852	VTE3216	212068751	VTE3649	41207	VTE5012
125133000	VTE2019	204196851	VTE3222	212086351	VTE3622	41208	VTE5009
125141000	VTE2320	204196852	VTE3220	213020053	VTE2921	41209	VTE5013
125143000	VTE2020	204198151	VTE3408	213040053	VTE2923	41210	VTE5014
125151000	VTE2307	20503	VTE3041	213060053	VTE2925	48A1	VTE7050
125153000	VTE2007	20517	VTE4001	23O4	VTE7304	5.03	VTE2014
12522	VTE2018	20518	VTE4102	23O5	VTE7305	5.04	VTE2015
125221000	VTE2318	20528	VTE4221	285101	VTE7225	5.05.07	VTE3004
125223000	VTE2018	20533	VTE3703	285103	VTE7226	5.05.08	VTE3020
13O3	VTE7303	20534	VTE3707	285107	VTE7228	5.06	VTE3210
185104	VTE7213	20542	VTE3501	3.03	VTE2012	5.07	VTE3203
1G1049007	VTE1810	20546	VTE3503	3.05.07	VTE3002	5.41	VTE5007
1G2049007	VTE1811	20548	VTE3507	3.06	VTE3208	501	VTE1814
1G2050007	VTE1801	20551	VTE3601	3.07	VTE3201	502	VTE1804

OEM - Vapormatic



505080451	VTE3062	509086552	VTE3724	656457003	VTE7047	K14GB3998	VTE3001
50517	VTE4004	509170352	VTE4006	656457004	VTE7087	K2.4.GB3028	VTE3003
50518	VTE4024	569B5	VTE2154	68A2	VTE7066	K3.4.GB2138	VTE3006
50554	VTE3610	6.03	VTE2016	68A7	VTE7028	K3.4.GB3458	VTE3008
50556	VTE3624	6.05.07	VTE3006	68A9	VTE7026	K4.GB3441	VTE3008
505D6	VTE3819	6.05.08	VTE3022	68D8	VTE7025	K5.GB179	VTE5006
507010151	VTE3040	6.06	VTE3211	7.04	VTE2017	K5.LGB182	VTE5005
507010351	VTE3011	6.07	VTE3204	7.05.07	VTE3008	K5.LGB185	VTE5003
507013751	VTE3027	6.41	VTE5005	7.06	VTE3212	K5.LGB186	VTE5004
507020151	VTE3041	601	VTE1815	7.07	VTE3205	SK3281E	VTE3900
507020351	VTE3001	601103001	VTE7213	7.41	VTE5006	Walterscheid	
507023751	VTE3029	601205001	VTE7225	7.81	VTE5012	00.08.00	VTE3903
507030351	VTE3002	601206001	VTE7226	7N.507	VTE3012	00.80.00	VTE3901
507033751	VTE3030	601208001	VTE7228	8.03	VTE2018	00A	VTE2000
507040351	VTE3003	601217002	VTE7258	8.05.07	VTE3009	0A	VTE2001
507043751	VTE3031	602	VTE1805	8.05.08	VTE3025	0V	VTE2002
507050351	VTE3004	60517	VTE4005	8.06	VTE3213	1	VTE2003
507050451	VTE3068	60535	VTE3715	8.07	VTE3206	10.01.00	VTE5000
507053751	VTE3020	60536	VTE3718	8.41	VTE5009	10.10.00	VTE3000
507053851	VTE3083	60555	VTE3619	801	VTE1818	10.48.00	VTE3100
507060351	VTE3006	60556	VTE3626	80517	VTE4007	10.49.00	VTE3110
507063751	VTE3022	605D5	VTE3816	80555	VTE3622	101007	VTE3765
507070351	VTE3008	605D6	VTE3819	80557	VTE3400	1010110	VTE3764
507073861	VTE3084	605G7	VTE4105	805G9	VTE4162	101100	VTE3054
507080351	VTE3009	606202001	VTE7302	80657	VTE3401	1022108	VTE3482
507080451	VTE3062	606303001	VTE7303	807063851	VTE3080	1022113	VTE3557
507083751	VTE3025	606404001	VTE7304	808.57	VTE3403	105000	VTE3044
507083851	VTE3082	606505001	VTE7305	88A3	VTE7052	11.03.00	VTE5001
507100351	VTE3014	606606001	VTE7306	88A4	VTE7086	11.10.00	VTE3002
507100451	VTE3066	606606002	VTE7316	88A7	VTE7048	11.38.00	VTE3103
507103751	VTE3018	606707004	VTE7311	9.41	VTE5014	11.39.00	VTE3113
507103851	VTE3088	606717006	VTE7325	9.81	VTE5013	12.00.00	VTE5002
507170351	VTE3012	606808001	VTE7308	Hardy Spicer		12.10.00	VTE3007
507170451	VTE3061	606808002	VTE7318	00.32.30	VTE2002	12.30.00	VTE3310
507173751	VTE3028	612239001	VTE7114	00.32.40	VTE2003	12.38.00	VTE3108
507190351	VTE3013	61438001	VTE7138	00.32.60	VTE2005	12.38.02	VTE3300
507190451	VTE3065	637141001	VTE7014	14.04.813	VTE3001	12.39.00	VTE3118
507193571	VTE3017	638141001	VTE7015	14.26.000	VTE3102	12.50.00	VTE3023
507193751	VTE3017	638248004	VTE7025	183	VTE5009	169937	VTE1962
507193851	VTE3087	638348001	VTE7049	30.04.813	VTE3003	1S	VTE2006
509010352	VTE4000	639141001	VTE7013	30.26.000	VTE3104	20.00.00	VTE5003
509016152	VTE3702	639248001	VTE7026	30.26.001	VTE3114	20.10.00	VTE3001
509020352	VTE4001	639248008	VTE7066	30.26.009	VTE3105	20.11.00	VTE3102
509026152	VTE3703	63935002	VTE7051	30.26.010	VTE3115	20.12.00	VTE3112
509026252	VTE3707	639353001	VTE7050	35.04.813	VTE3006	20.32.00	VTE3101
509030352	VTE4002	639453001	VTE7052	35.26.000	VTE3107	20.33.00	VTE3111
509036252	VTE3708	639453002	VTE7086	35.26.001	VTE3117	21.00.00	VTE5004
509036352	VTE3712	641248002	VTE7028	3504150	VTE4005	21.06.00	VTE5017
509040352	VTE4003	641248003	VTE7070	41.26.100	VTE3130	21.10.00	VTE3003
509046352	VTE3713	641354002	VTE7056	HS168	VTE5001	21.11.00	VTE3104
509050352	VTE4004	641354003	VTE7054	HS182	VTE5005	21.12.00	VTE3114
509053752	VTE4024	641460003	VTE7048	HS204	VTE5008	21.22.100	VTE3105
509060352	VTE4005	641460004	VTE7088	HS230	VTE5010	21.22.101	VTE3115
509066352	VTE3715	656248006	VTE7067	HS253	VTE5015	2110810	VTE3091
509066452	VTE3718	656354001	VTE7053	HS476	VTE5002	2112810	VTE3161
509080352	VTE4007	656354002	VTE7055	K1.4.GB3998	VTE3001	2119810	VTE3093



OEM - Vapormatic

2124151	VTE3574	3613104	VTE3053
2142810	VTE3056	361800	VTE3063
2143810	VTE3055	361806	VTE4031
22.00.00	VTE5005	364105	VTE5502
22.10.00	VTE3006	376101	VTE1901
22.11.00	VTE3107	376102	VTE1958
22.12.00	VTE3117	5519403	VTE7151
22.19.00	VTE3022	5519603	VTE7161
221101	VTE3127	5519803	VTE7171
223000	VTE3128	5520003	VTE7162
23.00.00	VTE5006	5520403	VTE7182
23.51.00	VTE3008	5528803	VTE7160
235200	VTE3130	5536903	VTE7150
235201	VTE3129	5553503	VTE7183
24.01.00	VTE5009	5557603	VTE7173
24.10.00	VTE3009	5564803	VTE7193
24.11.00	VTE3301	5610209	VTE7093
24.12.00	VTE3311	5610404	VTE7254
24.17.06	VTE3082	5610409	VTE7094
24.18.00	VTE3025	5614040	VTE7251
24923	VTE2104	5614140	VTE7252
260000	VTE5015	5614740	VTE7250
261000	VTE3015	5710612	VTE7302
261002	VTE3034	5714218	VTE7331
261300	VTE3323	75.11.00	VTE2002
2613100	VTE3321	75.12.00	VTE2001
261400	VTE3322	75.15.00	VTE2003
2614100	VTE3320	75.35.00	VTE2005
261802	VTE3085	75.44.00	VTE2030
2A/2S	VTE2005	75.45.00	VTE2031
35.00.00	VTE5008	75.46.102	VTE2032
35.06.00	VTE5020	752500	VTE2006
35.10.00	VTE3005	S4	VTE2030
35.10.02	VTE3021	S5	VTE2031
35.13.00	VTE3106	S5H	VTE2026
35.13.100	VTE3303	W2200	VTE1056
35.14.00	VTE3116	W2300	VTE1055
35.14.100	VTE3313	W2400 K33B 900	VTE7173
350418	VTE1963	W2400 K34B 120	VTE7183
351004	VTE4033	W2400 K35B 150	VTE7193
351010	VTE3090	W2500	VTE1058
351012	VTE3094		VTE7090
351310	VTE3150		VTE7096
351410	VTE3160		VTE1057
354105	VTE5500	W2600	VTE7099
356525	VTE1900		VTE1059
36.00.00	VTE5010		VTE1060
36.06.00	VTE5018		VTE7098
36.10.00	VTE3010		
36.10.02	VTE3026		
36.13.00	VTE3109		
36.13.100	VTE3302		
36.14.00	VTE3119		
36.14.100	VTE3312		
361010	VTE3092		
361012	VTE3095		



Part Index

VTA2400	148	VTE1013	33, 77	VTE1141	78		70, 91, 93, 95, 103, 127
VTB1000	147	VTE1014	33, 77	VTE1142	78, 79	VTE1530	21, 33, 35, 69
VTB1001	148	VTE1015	35, 77	VTE1143	43, 79	VTE1531	23, 25, 27, 29, 35, 37, 39, 69, 70
VTB1003	148	VTE1016	35, 77	VTE1144	45, 79	VTE1540	21, 23, 25, 27, 29, 31, 33, 35, 37, 39, 41, 73, 74, 83, 85, 87, 89, 91, 93, 95, 97, 99, 101, 103, 105, 129
VTB1004	148	VTE1017	37, 77	VTE1145	47, 79		
VTB1005	148	VTE1018	37, 77	VTE1146	47, 79		
VTB1006	148	VTE1019	39, 77	VTE1148	47, 48, 79		
VTB1007	148	VTE1020	39, 77	VTE1150	131		
VTB1008	148	VTE1036	91, 130	VTE1151	43, 79		
VTB1009	148	VTE1037	91, 131	VTE1153	131		
VTB1100	147	VTE1038	91, 131	VTE1154	93, 130		
VTB1102	148	VTE1039	89, 131	VTE1155	78		
VTB1104	148	VTE1040	93, 131	VTE1156	78		
VTB1105	148	VTE1041	39, 78	VTE1157	39, 77		
VTB1106	148	VTE1042	78, 79	VTE1158	39, 77		
VTB1107	148	VTE1043	43, 78, 79	VTE1159	41, 77	VTE1541	21, 23, 25, 27, 29, 31, 33, 35, 37, 39, 41, 73, 74, 83, 85, 87, 89, 91, 93, 95, 97, 99, 101, 103, 105, 129
VTB1114	148	VTE1044	45, 79	VTE1160	41, 77		
VTB1116	148	VTE1045	47, 79	VTE1500	31, 33, 69, 83, 85, 127		
VTB1200	147	VTE1046	47, 79		31, 33, 69, 83, 85, 127		
VTB1202	148	VTE1048	47, 79	VTE1501	31, 33, 69, 83, 85, 127		
VTB1203	148	VTE1050	93, 131		31, 33, 69, 83, 85, 127		
VTB1204	148	VTE1051	43, 78, 79	VTE1502	21, 33, 35, 69, 70, 87, 89, 127		
VTB1206	148	VTE1053	93, 131		21, 33, 35, 69, 70, 87, 89, 127	VTE1542	21, 23, 25, 27, 29, 31, 33, 35, 37, 39, 41, 73, 74, 83, 85, 87, 89, 91, 93, 95, 97, 99, 101, 103, 105, 129
VTB1207	148	VTE1054	93, 130	VTE1503	21, 33, 35, 69, 87, 89, 127		
VTB1208	148	VTE1055	35, 78		21, 33, 35, 69, 87, 89, 127		
VTB1209	148	VTE1056	33, 78	VTE1504	23, 25, 27, 29, 35, 37, 39, 69, 70, 91, 93, 95, 103, 127		
VTB1211	148	VTE1057	39, 77		23, 25, 27, 29, 35, 37, 39, 69, 70, 91, 93, 95, 103, 127	VTE1550	45, 72, 73
VTB1213	148	VTE1058	39, 77	VTE1505	23, 25, 27, 29, 35, 37, 39, 69, 70, 91, 93, 95, 103, 127	VTE1552	43, 72, 73
VTB1214	148	VTE1059	41, 77		23, 25, 27, 29, 35, 37, 39, 69, 70, 91, 93, 95, 103, 127	VTE1554	72, 73
VTB1215	148	VTE1060	41, 77	VTE1506	23, 25, 27, 29, 35, 37, 39, 69, 70, 91, 93, 95, 103, 127	VTE1555	47, 72, 73
VTB1216	148	VTE1100	85, 130		23, 25, 27, 29, 35, 37, 39, 69, 70, 91, 93, 95, 103, 127	VTE1560	21, 33, 35, 69, 87, 89, 127
VTB1300	147	VTE1101	85, 130	VTE1507	23, 25, 27, 29, 35, 37, 39, 69, 70, 91, 93, 95, 103, 127		
VTB2000	147	VTE1102	89, 130	VTE1508	23, 25, 27, 29, 35, 37, 39, 69, 70, 91, 93, 95, 103, 127	VTE1561	23, 25, 27, 29, 35, 37, 39, 69, 70, 91, 93, 95, 103, 105, 127
VTB2001	149	VTE1103	89, 130		23, 25, 27, 29, 35, 37, 39, 69, 70, 91, 93, 95, 103, 127		
VTB2100	147	VTE1104	89, 130	VTE1509	23, 25, 27, 29, 35, 37, 39, 69, 70, 91, 93, 95, 103, 127		
VTB2104	148	VTE1105	93, 130		23, 25, 27, 29, 35, 37, 39, 69, 70, 91, 93, 95, 103, 127	VTE1570	72
VTB2107	148	VTE1106	93, 130	VTE1510	97, 99, 101, 105, 127		
VTB2110	148	VTE1107	105, 130		97, 99, 101, 105, 127	VTE1571	43, 72
VTB2112	148	VTE1108	83, 130	VTE1511	97, 99, 101, 105, 127		
VTB2114	148	VTE1109	83, 130		97, 99, 101, 105, 127	VTE1572	43, 72
VTB2116	148	VTE1110	78	VTE1512	31, 33, 69, 83, 85, 127	VTE1573	45, 72
VTB2118	148	VTE1111	31, 77		31, 33, 69, 83, 85, 127	VTE1574	47, 72
VTB2119	148	VTE1112	31, 77	VTE1513	21, 33, 35, 69, 87, 89, 127	VTE1600	31, 33, 70, 71
VTE1000	85, 130	VTE1113	33, 77		21, 33, 35, 69, 87, 89, 127	VTE1601	21, 33, 35, 70, 71
VTE1001	85, 130	VTE1114	33, 77	VTE1514	21, 33, 35, 69, 87, 89, 127		
VTE1002	89, 130	VTE1115	35, 77		21, 33, 35, 69, 87, 89, 127		
VTE1003	89, 130	VTE1116	35, 77	VTE1515	23, 25, 27, 29, 35, 37, 39, 69, 70, 91, 93, 95, 103, 127		
VTE1004	89, 130	VTE1117	37, 77		23, 25, 27, 29, 35, 37, 39, 69, 70, 91, 93, 95, 103, 127		
VTE1005	93, 130	VTE1118	37, 77	VTE1516	23, 25, 27, 29, 35, 37, 39, 69, 70, 91, 93, 95, 103, 127		
VTE1006	93, 130	VTE1119	39, 77		23, 25, 27, 29, 35, 37, 39, 69, 70, 91, 93, 95, 103, 127		
VTE1007	97, 105, 130	VTE1120	39, 77	VTE1517	23, 25, 27, 29, 35, 37, 39, 69, 70, 91, 93, 95, 103, 127		
VTE1008	83, 130	VTE1136	91, 130		23, 25, 27, 29, 35, 37, 39, 69, 70, 91, 93, 95, 103, 127		
VTE1009	83, 130	VTE1137	131	VTE1518	23, 25, 27, 29, 35, 37, 39, 69, 70, 91, 93, 95, 103, 127		
VTE1010	35, 78	VTE1138	131		23, 25, 27, 29, 35, 37, 39, 69, 70, 91, 93, 95, 103, 127		
VTE1011	31, 77	VTE1139	131	VTE1519	23, 25, 27, 29, 35, 37, 39, 69, 70, 91, 93, 95, 103, 127		
VTE1012	31, 77	VTE1140	131		23, 25, 27, 29, 35, 37, 39, 69, 70, 91, 93, 95, 103, 127		

Part Index



VTE1602	23, 25, 27, 35, 37, 39, 70, 71	VTE1873	39, 68	VTE2316	113, 114	VTE3040	82, 116
VTE1603	85, 128	VTE1900	45, 76	VTE2317	113	VTE3041	32, 58, 84, 116 32, 58, 84, 116
VTE1604	87, 89, 128	VTE1901	43, 76	VTE2318	114	VTE3044	30, 58
VTE1605	91, 128	VTE1910	45, 76	VTE2319	113	VTE3047	36, 58
VTE1606	93, 95, 103, 128	VTE1911	43, 76	VTE2320	113	VTE3048	36, 58
VTE1607	83, 128	VTE1958	43, 76	VTE2330	56	VTE3049	38, 58
VTE1608	31, 33, 70, 71	VTE1959	43, 76	VTE2331	56, 57	VTE3053	47, 75
VTE1609	21, 33, 35, 70, 71	VTE1962	45, 76	VTE2332	57	VTE3054	30, 58
VTE1610	23, 25, 27, 29, 35, 37, 39, 70, 71	VTE1963	47, 76	VTE2900	115	VTE3055	43, 75
VTE1611	97, 99, 101, 105, 128	VTE2000	54	VTE2901	115	VTE3056	43, 75
VTE1612	41, 71	VTE2001	55	VTE2904	115	VTE3060	24, 58, 92, 116 24, 58, 92, 116
VTE1700	21, 23, 25, 27, 29, 31, 33, 35, 37, 39, 41, 71, 72, 83, 85, 87, 89, 91, 93, 95, 97, 99, 101, 103, 105, 128	VTE2002	54	VTE2921	84, 112	VTE3061	94, 116
	21, 23, 25, 27, 29, 31, 33, 35, 37, 39, 41, 71, 72, 83, 85, 87, 89, 91, 93, 95, 97, 99, 101, 103, 105, 128	VTE2003	55	VTE2923	88, 112	VTE3062	28, 58, 96, 104, 116 28, 58, 96, 104, 116
VTE1801	85, 126	VTE2005	55	VTE2925	92, 112	VTE3063	38, 58
VTE1803	89, 126	VTE2006	54	VTE3000	30, 58	VTE3065	98, 116
VTE1804	91, 126	VTE2007	114	VTE3001	32, 58, 84, 116 32, 58, 84, 116	VTE3066	100, 116
VTE1805	93, 126	VTE2008	113, 114	VTE3002	20, 58, 86, 116 20, 58, 86, 116	VTE3068	90, 116
VTE1806	95, 126	VTE2009	113	VTE3003	34, 58, 88, 116 34, 58, 88, 116	VTE3080	24, 58, 92, 116 24, 58, 92, 116
VTE1810	83, 126	VTE2010	113, 114	VTE3004	90, 116	VTE3082	28, 58, 96, 104, 116 28, 58, 96, 104, 116
VTE1811	85, 126	VTE2011	113	VTE3005	36, 58	VTE3083	90, 116
VTE1812	87, 126	VTE2012	113, 114	VTE3006	24, 58, 92, 116 24, 58, 92, 116	VTE3084	26, 58, 102, 116 26, 58, 102, 116
VTE1813	89, 126	VTE2013	113	VTE3007	22, 58	VTE3085	40, 58
VTE1814	91, 126	VTE2014	114	VTE3008	26, 58, 102, 116 26, 58, 102, 116	VTE3087	98, 116
VTE1815	93, 126	VTE2015	113	VTE3009	28, 58, 96, 104, 116 28, 58, 96, 104, 116	VTE3088	100, 116
VTE1816	95, 126	VTE2016	113, 114	VTE3010	38, 58	VTE3090	44, 58
VTE1818	105, 126	VTE2017	113	VTE3011	82, 116	VTE3091	42, 58
VTE1820	31, 67	VTE2018	114	VTE3012	94, 116	VTE3092	46, 58
VTE1821	33, 67	VTE2019	113	VTE3013	98, 116	VTE3093	42, 58
VTE1822	33, 67	VTE2020	113	VTE3014	100, 116	VTE3094	44, 58
VTE1823	21, 67	VTE2025	56	VTE3015	40, 58	VTE3095	46, 58
VTE1824	35, 67	VTE2026	56	VTE3017	98, 116	VTE3100	30, 52
VTE1825	35, 67	VTE2030	56	VTE3018	100, 116	VTE3101	32, 52
VTE1826	37, 67	VTE2031	56, 57	VTE3020	90, 116	VTE3102	32, 52
VTE1827	25, 67	VTE2032	57	VTE3021	36, 58	VTE3103	20, 52
VTE1828	23, 67	VTE2100	114	VTE3022	24, 58, 92, 116 24, 58, 92, 116	VTE3104	34, 52
VTE1829	39, 67	VTE2101	114	VTE3023	22, 58	VTE3105	34, 52
VTE1830	31, 67	VTE2104	114	VTE3025	28, 58, 96, 104, 116 28, 58, 96, 104, 116	VTE3106	36, 52
VTE1831	33, 67	VTE2129	115	VTE3026	38, 58	VTE3107	24, 52
VTE1832	33, 67	VTE2130	115	VTE3027	82, 116	VTE3108	22, 52
VTE1834	35, 67	VTE2131	115	VTE3028	94, 116	VTE3109	38, 52
VTE1835	35, 67	VTE2154	90, 111	VTE3029	32, 58, 84, 116 32, 58, 84, 116	VTE3110	30, 52
VTE1836	37, 67	VTE2300	54	VTE3030	20, 58, 86, 116 20, 58, 86, 116	VTE3111	32, 52
VTE1837	25, 67	VTE2301	55	VTE3031	34, 58, 88, 116 34, 58, 88, 116	VTE3112	32, 52
VTE1841	97, 126	VTE2302	54	VTE3034	40, 58	VTE3113	20, 52
VTE1863	39, 67	VTE2303	55			VTE3114	34, 52
VTE1868	97, 126	VTE2305	55			VTE3115	34, 52
		VTE2306	54			VTE3116	36, 52
		VTE2307	114			VTE3117	24, 52
		VTE2308	113, 114				
		VTE2309	113				
		VTE2310	113, 114				
		VTE2311	113				
		VTE2312	113, 114				
		VTE2313	113				
		VTE2314	114				
		VTE2315	113				



Part Index

VTE3118	22, 52	VTE3411	92, 111	VTE3610	90, 120	122	
VTE3119	38, 52	VTE3412	94, 111	VTE3611	36, 62	20, 63, 86, 121, 122	
VTE3120	28, 52	VTE3413	96, 111	VTE3614	22, 62	VTE3712	20, 63, 86, 121, 122
VTE3121	28, 52	VTE3414	102, 111	VTE3616	34, 62, 88, 120	20, 63, 86, 121, 122	
VTE3122	26, 52	VTE3482	30, 61		34, 62, 88, 120		
VTE3123	26, 52	VTE3500	82, 119	VTE3617	36, 62	VTE3713	34, 63, 88, 121, 122
VTE3124	30, 52	VTE3501	32, 61, 84, 119	VTE3619	24, 62, 92, 120	34, 63, 88, 121, 122	
VTE3125	30, 52		32, 61, 84, 119		24, 62, 92, 120		
VTE3127	24, 53	VTE3502	82, 119	VTE3622	28, 62, 96, 104, 120	VTE3715	24, 63, 92, 121, 122
VTE3128	24, 53	VTE3503	32, 61, 84, 119		28, 62, 96, 104, 120	24, 63, 92, 121, 122	
VTE3129	26, 53		32, 61, 84, 119	VTE3623	38, 62	VTE3718	24, 63, 92, 121, 122
VTE3130	26, 53	VTE3505	34, 61, 88, 119	VTE3624	90, 120	24, 63, 92, 121, 122	
VTE3150	45, 75		34, 61, 88, 119	VTE3626	24, 62, 92, 120	24, 63, 92, 121, 122	
VTE3160	45, 75	VTE3506	82, 119		24, 62, 92, 120		
VTE3161	43, 75	VTE3507	32, 61, 84, 119	VTE3628	22, 62	VTE3724	28, 63, 96, 104, 121, 122
VTE3200	84, 110		32, 61, 84, 119	VTE3635	82, 119, 120	28, 63, 96, 104, 121, 122	
VTE3201	86, 110	VTE3508	20, 61, 86, 119	VTE3637	82, 119, 120	VTE3764	30, 63
VTE3202	88, 110		20, 61, 86, 119	VTE3638	32, 62, 84, 119, 120	VTE3765	30, 63
VTE3203	90, 110	VTE3509	34, 61, 88, 119		32, 62, 84, 119, 120	VTE3770	36, 63
VTE3204	92, 110		34, 61, 88, 119	VTE3640	32, 62, 84, 119, 120	VTE3802	82, 120, 121
VTE3205	102, 110	VTE3516	34, 61, 88, 119		32, 62, 84, 119, 120	VTE3803	32, 63, 84, 120, 121
VTE3206	104, 110		34, 61, 88, 119		32, 62, 84, 119, 120	32, 63, 84, 120, 121	
VTE3207	84, 110	VTE3523	36, 61	VTE3641	20, 62, 86, 119, 120	VTE3804	20, 62, 63, 86, 121
VTE3208	86, 110	VTE3536	82, 119		20, 62, 86, 119, 120	20, 62, 63, 86, 121	
VTE3209	88, 110	VTE3537	32, 61, 84, 119		20, 62, 86, 119, 120	VTE3805	34, 63, 88, 121
VTE3210	90, 110		32, 61, 84, 119	VTE3642	34, 62, 88, 119, 120	34, 63, 88, 121	
VTE3211	92, 110	VTE3538	32, 61, 84, 119		34, 62, 88, 119, 120	VTE3806	82, 120, 121
VTE3212	102, 110		32, 61, 84, 119		34, 62, 88, 119, 120	VTE3807	32, 63, 84, 121
VTE3213	104, 110	VTE3540	34, 61, 88, 119		34, 62, 88, 119, 120	32, 63, 84, 121	
VTE3214	82, 110		34, 61, 88, 119	VTE3644	24, 62, 92, 120	VTE3808	20, 62, 63, 86, 121
VTE3215	82, 110	VTE3545	34, 61, 88, 119		24, 62, 92, 120	20, 62, 63, 86, 121	
VTE3216	94, 110		34, 61, 88, 119	VTE3646	20, 62, 86, 119, 120	VTE3809	34, 63, 88, 121
VTE3217	96, 110	VTE3557	30, 61		20, 62, 86, 119, 120	34, 63, 88, 121	
VTE3218	94, 110	VTE3574	34, 61, 88, 119	VTE3647	34, 62, 88, 119, 120	VTE3814	34, 63, 88, 121
VTE3219	96, 110		34, 61, 88, 119		34, 62, 88, 119, 120	34, 63, 88, 121	
VTE3220	98, 110	VTE3601	32, 62, 84, 119, 120		34, 62, 88, 119, 120	VTE3816	24, 62, 63, 92, 121
VTE3221	100, 110		32, 62, 84, 119, 120		34, 62, 88, 119, 120	24, 62, 63, 92, 121	
VTE3222	98, 110	VTE3602	82, 119, 120	VTE3648	90, 120	VTE3818	28, 63, 96, 104, 121
VTE3223	100, 110	VTE3603	32, 62, 84, 119, 120	VTE3649	24, 62, 92, 120	28, 63, 96, 104, 121	
VTE3300	22, 53		32, 62, 84, 119, 120		24, 62, 92, 120	VTE3819	24, 62, 63, 92, 121
VTE3301	28, 53	VTE3604	20, 62, 86, 119, 120	VTE3653	30, 62	24, 62, 63, 92, 121	
VTE3302	38, 53		20, 62, 86, 119, 120	VTE3654	30, 62	VTE3824	28, 63, 96, 104, 121
VTE3303	36, 53		20, 62, 86, 119, 120	VTE3683	34, 62, 88, 119, 120	28, 63, 96, 104, 121	
VTE3310	22, 53	VTE3605	34, 62, 88, 119, 120		34, 62, 88, 119, 120	VTE3827	82, 120, 121
VTE3311	28, 53		34, 62, 88, 119, 120	VTE3698	90, 121	VTE3828	32, 63, 84, 120, 121
VTE3312	38, 53	VTE3606	82, 119, 120		90, 121		
VTE3313	36, 53	VTE3607	32, 62, 84, 119, 120	VTE3702	82, 121, 122		
VTE3320	40, 53		32, 62, 84, 119, 120	VTE3703	32, 63, 84, 121, 122		
VTE3321	40, 53		32, 62, 84, 119, 120		32, 63, 84, 121, 122		
VTE3322	40, 53	VTE3608	20, 62, 86, 119, 120	VTE3707	32, 63, 84, 121, 122		
VTE3323	40, 53		20, 62, 86, 119, 120		32, 63, 84, 121, 122		
VTE3400	90, 111		20, 62, 86, 119, 120	VTE3707	32, 63, 84, 121, 122		
VTE3401	92, 111	VTE3609	34, 62, 88, 120		32, 63, 84, 121, 122		
VTE3402	94, 111		34, 62, 88, 120	VTE3708	20, 63, 86, 121, 122		
VTE3403	96, 111		34, 62, 88, 120		20, 63, 86, 121, 122		
VTE3408	98, 111		34, 62, 88, 120		20, 63, 86, 121, 122		

Part Index



VTE3828	32, 63, 84, 120, 121	VTE4162	28, 60, 61, 96, 118	VTE7052	25, 64, 93, 123	VTE7171	35, 65, 89, 124
VTE3832	34, 63, 88, 121		28, 60, 61, 96, 118		25, 64, 93, 123		33, 64, 65, 85, 124
	34, 63, 88, 121	VTE4203	34, 60, 88, 118	VTE7053	95, 123		33, 64, 65, 85, 124
VTE3834	24, 62, 63, 92, 121		34, 60, 88, 118	VTE7054	29, 64, 97, 123	VTE7172	35, 65, 89, 124
	24, 62, 63, 92, 121	VTE4221	32, 60, 84, 118		29, 64, 97, 123		35, 65, 89, 124
	24, 62, 63, 92, 121		32, 60, 84, 118	VTE7055	95, 123	VTE7173	37, 65
VTE3837	34, 63, 88, 121	VTE4826	94, 122	VTE7056	29, 64, 97, 123	VTE7174	25, 64, 65, 93, 124
	34, 63, 88, 121	VTE5000	51		29, 64, 97, 123		25, 64, 65, 93, 124
VTE3839	24, 62, 63, 92, 121	VTE5001	51, 109	VTE7057	99, 123	VTE7182	35, 65, 89, 124
	24, 62, 63, 92, 121		51, 109	VTE7059	99, 123		35, 65, 89, 124
	24, 62, 63, 92, 121	VTE5002	51	VTE7060	99, 123	VTE7183	37, 65
VTE3840	94, 121	VTE5003	51, 109	VTE7062	101, 123	VTE7193	37, 65
VTE3845	30, 63		51, 109	VTE7063	101, 123	VTE7213	21, 66, 87, 125
VTE3850	34, 63, 88, 121	VTE5004	51, 109	VTE7064	101, 123		21, 66, 87, 125
	34, 63, 88, 121		51, 109	VTE7066	25, 64, 93, 123	VTE7225	91, 125
VTE3858	36, 63	VTE5005	51, 109		25, 64, 93, 123		91, 125
	36, 63		51, 109	VTE7067	95, 123	VTE7226	25, 66, 93, 125
VTE3900	140	VTE5006	51, 109	VTE7070	29, 64, 97, 123		25, 66, 93, 125
VTE3901	140		51, 109		29, 64, 97, 123	VTE7228	29, 66, 97, 125
VTE3902	139	VTE5007	109	VTE7071	25, 64, 93, 123		29, 66, 97, 125
VTE3903	139		109		25, 64, 93, 123	VTE7250	83, 125
VTE3904	139	VTE5008	51	VTE7072	25, 64, 93, 123		83, 125
VTE3906	139		51		25, 64, 93, 123	VTE7251	33, 66, 85, 125
VTE4000	82, 118	VTE5010	51	VTE7073	95, 123		33, 66, 85, 125
VTE4001	32, 60, 84, 118	VTE5011	109	VTE7074	95, 123	VTE7252	35, 66, 89, 125
	32, 60, 84, 118	VTE5012	109	VTE7075	29, 64, 97, 123		35, 66, 89, 125
VTE4002	20, 60, 86, 118	VTE5013	109		29, 64, 97, 123	VTE7254	37, 66
	20, 60, 86, 118	VTE5014	109	VTE7076	29, 64, 97, 123	VTE7256	33, 66, 85, 125
VTE4003	34, 60, 88, 118	VTE5015	51		29, 64, 97, 123		33, 66, 85, 125
	34, 60, 88, 118	VTE5017	51	VTE7086	25, 64, 93, 123	VTE7257	35, 66, 89, 125
VTE4004	90, 118	VTE5018	51		25, 64, 93, 123		35, 66, 89, 125
VTE4005	24, 60, 92, 118	VTE5020	51	VTE7087	95, 123	VTE7258	95, 125
	24, 60, 92, 118	VTE5500	45, 68	VTE7088	29, 64, 97, 123	VTE7259	91, 125
VTE4006	94, 118	VTE5502	47, 68		29, 64, 97, 123	VTE7260	25, 66, 93, 125
VTE4007	28, 60, 96, 104, 118	VTE5800	146	VTE7090	39, 64		25, 66, 93, 125
	28, 60, 96, 104, 118	VTE5801	146	VTE7091	37, 64	VTE7262	29, 66, 97, 125
	28, 60, 96, 104, 118	VTE5802	146	VTE7092	37, 64		29, 66, 97, 125
VTE4008	38, 60	VTE5803	145	VTE7093	39, 64	VTE7271	29, 66, 97, 125
VTE4012	36, 60	VTE5804	145	VTE7094	41, 64		29, 66, 97, 125
VTE4024	90, 118	VTE5805	145	VTE7096	39, 64	VTE7272	29, 66, 97, 125
VTE4028	38, 60	VTE5806	145	VTE7098	41, 64		29, 66, 97, 125
VTE4031	38, 60	VTE7013	25, 64, 93, 123	VTE7099	41, 64	VTE7302	33, 65, 85, 124
VTE4033	36, 60		25, 64, 93, 123	VTE7114	21, 64, 65, 87, 124		33, 65, 85, 124
VTE4063	38, 60	VTE7014	35, 64, 89, 123		21, 64, 65, 87, 124	VTE7303	21, 65, 87, 124
VTE4102	20, 60, 61, 86, 118		35, 64, 89, 123	VTE7138	91, 124		21, 65, 87, 124
	20, 60, 61, 86, 118	VTE7015	91, 123		91, 124	VTE7304	35, 65, 89, 124
	20, 60, 61, 86, 118	VTE7025	91, 123	VTE7139	91, 124		35, 65, 89, 124
VTE4103	34, 60, 61, 88, 118	VTE7026	25, 64, 93, 123	VTE7150	83, 124	VTE7305	91, 124
	34, 60, 61, 88, 118		25, 64, 93, 123	VTE7151	33, 64, 65, 85, 124	VTE7306	25, 65, 93, 124
	34, 60, 61, 88, 118	VTE7028	29, 64, 105, 123		33, 64, 65, 85, 124		25, 65, 93, 124
	34, 60, 61, 88, 118		29, 64, 105, 123	VTE7160	83, 124	VTE7308	29, 65, 97, 124
VTE4105	24, 60, 61, 92, 118	VTE7047	95, 123		83, 124		29, 65, 97, 124
	24, 60, 61, 92, 118	VTE7048	29, 64, 97, 123	VTE7161	33, 64, 65, 85, 124	VTE7311	95, 124
	24, 60, 61, 92, 118		29, 64, 97, 123		33, 64, 65, 85, 124	VTE7316	25, 65, 93, 124
VTE4128	36, 60, 61	VTE7049	91, 123	VTE7162	35, 65, 89, 124		25, 65, 93, 124
VTE4132	38, 60, 61	VTE7050	25, 64, 93, 123		35, 65, 89, 124	VTE7318	29, 65, 97, 124
VTE4133	38, 60, 61		25, 64, 93, 123		35, 65, 89, 124		29, 65, 97, 124
	38, 60, 61	VTE7051	25, 64, 93, 123		35, 65, 89, 124	VTE7320	33, 65, 85, 124
	38, 60, 61		25, 64, 93, 123		35, 65, 89, 124		33, 65, 85, 124



Part Index

VTE7322	35, 65, 89, 124	VTE8060	24, 59, 92, 117
	35, 65, 89, 124		24, 59, 92, 117
VTE7324	25, 65, 93, 124	VTE8061	94, 117
	25, 65, 93, 124	VTE8062	28, 59, 96, 104, 117
VTE7325	95, 124		28, 59, 96, 104, 117
VTE7326	95, 124	VTE8063	38, 59
VTE7327	29, 65, 97, 124	VTE8065	98, 117
	29, 65, 97, 124	VTE8066	100, 117
VTE7328	99, 124	VTE8068	90, 117
VTE7330	99, 124	VTE8080	24, 59, 92, 117
VTE7331	37, 65		24, 59, 92, 117
VTE7340	33, 65, 85, 124	VTE8082	28, 59, 96, 104, 117
	33, 65, 85, 124		28, 59, 96, 104, 117
VTE7341	35, 65	VTE8083	90, 117
VTE7342	37, 65	VTE8085	40, 59
VTE7931	141	VTE8087	98, 117
VTE8000	30, 59	VTE8088	100, 117
VTE8001	32, 59, 84, 117	VTE8090	44, 59
	32, 59, 84, 117	VTE8091	42, 59
VTE8002	20, 59, 86, 117	VTE8092	46, 59
	20, 59, 86, 117	VTE8093	42, 59
VTE8003	34, 59, 88, 117	VTE8094	44, 59
	34, 59, 88, 117	VTE8095	46, 59
VTE8004	90, 117	VTF6014	149
VTE8005	36, 59	VTF6015	149
VTE8006	24, 59, 92, 117	VTF6016	149
	24, 59, 92, 117	VTF6200	149
VTE8009	28, 59, 96, 104, 117	VTF6201	149
	28, 59, 96, 104, 117	VTF6202	149
VTE8010	38, 59	VTF6203	149
VTE8011	82, 117	VTF6300	149
VTE8012	94, 117	VTF6301	149
VTE8013	98, 117	VTF6302	150
VTE8014	100, 117	VTF6304	149
VTE8015	40, 59	VTF6500	149
VTE8017	98, 117	VTF6501	149
VTE8018	100, 117	VZZ9036	79, 131
VTE8020	90, 117		79, 131
VTE8021	36, 59		
VTE8022	24, 59, 92, 117		
	24, 59, 92, 117		
VTE8025	28, 59, 96, 117		
	28, 59, 96, 117		
VTE8026	38, 59		
VTE8027	82, 117		
VTE8028	94, 117		
VTE8029	32, 59, 84, 117		
	32, 59, 84, 117		
VTE8030	20, 59, 86, 117		
	20, 59, 86, 117		
VTE8031	34, 59, 88, 117		
	34, 59, 88, 117		
VTE8034	40, 59		
VTE8044	30, 59		
VTE8047	36, 59		
VTE8048	36, 59		
VTE8049	38, 59		



1. General

(i) All orders are accepted by the Company from the Buyer on the following terms, conditions and exceptions and no other terms, conditions or warranties shall apply unless agreed to in writing by the Company.

(ii) References to Incoterms are references to the edition of Incoterms published by the International Chamber of Commerce in force at the date when the contract is made and expressions used in any contract shall have the meanings ascribed to them by Incoterms as modified by these Conditions of Sale.

2. Prices and Payment

(i) All prices, UK and Export are subject to adjustment without notice. The contract price shall be the price current at the date of despatch of the goods.

(ii) In the case of U.K. sales payment shall be effected by cash, cheque or credit transfer by the end of the month following the date of invoice. In the case of Export sales, payment shall be made at such time and in such manner as expressed in the contract and the Company reserves the right at any time to request payment by Confirmed Irrevocable Letter of Credit confirmed by an approved bank in the U.K.

(iii) Any bank or other charges on negotiable instruments in respect of Export payments are payable by the customer.

(iv) The Company reserves the right to charge interest at 15% per annum on overdue payments.

3. Licences, Taxes and Other Charges

(i) The placing of an order with the Company is deemed to constitute a warranty and representation by the Buyer that every applicable licence (import or otherwise), foreign exchange control authorisation or any other authorities that may be required in connection with the goods supplied have been or will be duly obtained by and at the expense of the Buyer.

(ii) Unless otherwise agreed in writing the contract price does not include Value Added Tax ("VAT") or any other tax or levy on the supply or importation of the goods which shall be charged extra. Insofar as the Buyer is situated in another member state of the European Community, with effect from 1st January 1993 and until completion of the Internal Market of the European Community, VAT will be added to the contract price automatically unless the Buyer provides its VAT registration details and all other appropriate information to the Company.

(iii) The Basic Tax Point for VAT (where applicable) is the invoice date.

4. Carriage, Risk and Property

(i) Details of carriage terms are given in the Company's current price list.

(ii) In the case of U.K. sales, unless otherwise agreed, risk of loss or damage to the goods shall pass to the Buyer when the goods are handed to the carrier for delivery to the Buyer. Subject thereto, where goods are to be carried at the cost of the Company, the Company will bear the risk of loss or damage in transit provided that the Company shall have received written notification of such loss or damage within five days of the date of despatch.

(iii) In the case of Export sales, unless otherwise agreed, Incoterms shall apply and risk of loss or damage to the goods shall pass to the Buyer in accordance with the terms of the shipping documents. The Company does not normally insure the goods during transit abroad.

(iv) Where the goods are to be collected by the Buyer, the Company shall be entitled to treat the contract as repudiated, and re-sell the goods, should the Buyer fail to collect the goods within 14 days of notification by the Company that they are ready for despatch.

(v) (a) Notwithstanding the passing of risk, the Company retains ownership of the goods the legal and equitable title in which shall not pass to the Buyer until the Company has received payment of the price of all of the goods (whether or not the goods are delivered in instalments and some have been paid for by the Buyer) and until such time the Buyer shall hold the goods in a fiduciary capacity for the Company and in particular the Buyer:

(1) shall insure the delivered goods against any loss or damage with an insurance office of repute;

(2) shall store the delivered goods separately or in some other way ensure that they are readily identifiable as the property of the Company;

(3) shall deliver the goods to the Company forthwith on demand and if the Buyer fails to do so the representatives of the Company shall be entitled to enter upon the Buyer's premises where the delivered goods are or are thought by the Company to be stored for the purpose of repossessing them (including without limitation removing or detaching them from the New Goods as defined in Clause 4(v)(d) and subsequently reselling them;

(4) shall keep and retain the delivered goods free from any charge lien or other encumbrance thereon.

(b) Upon any resale of any of the goods by the Company pursuant to Clause 4(v)(a)(3) if the proceeds of sale exceed the amount of all sums due to the Company from the Buyer the Company shall pay the excess to the Buyer having deducted the cost and expense of the repossession and re-sale of the goods and any damages which the Company has suffered as a result of any breach of the contract by the Buyer;

(c) Until the Company has received full payment of all the sums due to the Company from the Buyer provided always that the Buyer continues to trade and is not insolvent nor enters into liquidation whether compulsorily or voluntarily nor becomes subject to an administration order nor has a receiver appointed over all or any part of its assets nor compounds with nor convenes a meeting of its creditors nor takes or suffers any similar action in consequence of a debt the Buyer shall be entitled to offer for sale and sell the goods in the ordinary course of business as principal for its own account and not as agent for the Company. Where any of the goods is sold to a third party before title to it has passed to the Buyer, that sale will constitute a sale by the Buyer of the Company's property.

(d) If the Buyer incorporates the goods within other equipment or products ("the New Goods") provided that the goods remain a readily identifiable and removable part of the New Goods the provisions of Clauses 4(v)(a) and 4(v)(b) shall apply.

(e) The provisions of this Clause 4(v) shall survive the termination of the contract for whatever reason and in particular but without limitation termination of the contract by the Company by the acceptance of any repudiation of the contract by the Buyer.

5. Delay and Force Majeure

(i) Whilst every effort will be made to comply with any quoted dates given for dispatch or delivery, time shall not be of the essence and the Company shall not be liable for any loss or damage caused by delay or failure by the Company in obtaining goods from the Company's own suppliers, or any loss or damage caused by strikes, lockouts, trade disputes, transport delays, shortages of material, breakdowns, fire, accidents and/or any causes whatsoever beyond the company's control. Such delay shall not constitute a breach or repudiation of the contract.



(ii) In the event of performance of the contract being frustrated or prevented by reason of war, civil commotion or the operation of any statute, order, regulation or promulgation made by any statutory or duly constituted authority whether in the UK or elsewhere, the Buyer shall accept and pay for all goods delivered, work executed and expenses incurred in connection with the contract up to the date of such event, and the Company shall from such date be under no further liability under the contract.

6. Specifications

(i) The specifications of the goods shall be those stated in the Company's current catalogue.

(ii) Whilst specifications are considered to be correct at the date of printing the Company reserves the right to change specifications of the goods and their packing and presentation without prior notification having regard to the Company's continuing programme of research and development.

(iii) Original equipment part numbers are quoted for reference purpose only and are not intended to infer that equivalent replacements are used as original equipment.

7. Warranties

(i) Subject to the conditions set out below and Clause 4(ii), the Company warrants that the goods will correspond to their specification and will be free from defects in materials and workmanship for a period of 12 months from the date of delivery, or in the case of goods which have a shorter working life as determined by the Company, three months from the date of delivery ("The Warranty Period").

(ii) If the Company receives written notice during the Warranty Period from the Buyer of any breach of the above warranty then the Company shall at its own expense and within a reasonable time after receiving such notice repair, or at its option replace the goods or otherwise remedy such defect. The Buyer will, at the request of the Company, return such defective goods to the Company carriage paid.

(iii) The Company shall be under no liability under the above warranty:

(a) in respect of any defect in the goods arising from any drawing, design or specification supplied by the Buyer;

(b) in respect of any defect arising from fair wear and tear, wilful damage, negligence of the Buyer, abnormal working conditions, failure to follow the Company's instructions (whether oral or in writing), misuse or alteration or repair of the goods without the Buyer's approval, or improper storage.

(c) where the goods are transported to the Buyer at the Buyer's risk and the defect occurred during transit;

(d) in respect of non-Vapormatic branded goods. In that case the buyer shall only be entitled to the benefit of any such warranty or guarantee as is given by the manufacturer to the Company.

(iv) The Company shall have no liability under the above warranty other than under Clause 7(ii) above. If the Company fails to comply with such obligations its liability for such failure shall be limited to the contract price of the goods.

(v) The express terms of these Conditions of Sale are in lieu of all warranties, conditions, terms, undertakings, and obligations implied by statute, common law, custom, trade usage, course or dealing or otherwise, all of which are hereby excluded to the fullest extent permitted by law. The United Nations Convention on Contracts for the International Sale of Goods (Vienna, 1980) shall not apply to orders for goods.

8. Liability

Except in respect of injury to or death of any person caused by the Company's negligence, or in respect of the Company's liability under the Consumer Protection Act 1987 for any injury to or death of any person or loss of or damage to property intended for private use caused by a defect in the goods the Company shall not be liable to the Buyer for any loss or damage which arises out of or in connection with the supply of the goods or their use or resale by the Buyer, except as expressly provided in these Conditions of Sale.

9. Construction

These Conditions of Sale shall be subject to and shall be construed in accordance with English law and the High Court of Justice in London shall have non-exclusive jurisdiction over any dispute which may arise hereunder unless the parties agree otherwise in writing.


The most comprehensive range of catalogues in the industry!




PAH1030
Case IH



PEF2581
John Deere



PAA6014
Valtra / Valmet



PAA6011
Ford New Holland



PEA0001
Accessories



View or download from
www.vapormatic.com/vapormatic-e-catalogues.ashx



PAH5010
Fendt



PAF5030
Kubota



In print



Online



CD rom

www.vapormatic.com

PTO

Drive Shafts and Components

Suitable for Agricultural and Industrial applications

U Joints



Cross journal bearing
VTE5001

Inner & outer yoke

Lemon & star tube

Lemon profile tube 1m
VTE2306



Triangle & round tube

Safety devices



Over run clutch
VTE7213

Gearbox

Friction clutch

Pumps

Pump with quick coupler
VPM9732



The Vapormatic Co. Ltd.
P.O. Box 58, Kestrel Way,
Sowton Industrial Estate, Exeter.
EX2 7NB UK
Tel: +44 (0)1392 435461
Fax: +44 (0)1392 438445
Email: enquiries@vapormatic.com

The Vapormatic Co. (Ireland) Ltd.
Unit 1, Monread Commercial Park,
Mauldins, Naas, Co. Kildare
Tel: (00353) 045 873146
Fax: (00353) 045 888617
Email: sales@vapormatic.ie

Vapormatic N.Z. Ltd.
P.O. Box 5512, 111 Higgins Road,
Frankton, Hamilton, 3242
New Zealand
Tel: (07) 847 8680
Fax: (07) 847 8660
Email: admin@vapormatic.co.nz

Other Subsidiaries in France, Spain and Mexico distributing tractor parts and accessories worldwide

Whilst specifications are considered to be correct at the date of printing, we reserve the right to change specifications without prior notification. E. & O. E. Original equipment manufacturers names and part numbers are quoted for reference purposes only and are not intended to suggest that our replacement parts are made by the original equipment manufacturer.

© The Vapormatic Co. Ltd. Publication No. PCA0520 Publication Date 1.5.2005

www.vapormatic.com