



Optical Fiber Patch Cords and Pigtails >

Molex's Optical Fiber Patch Cords are LS0H jacketed as standard. PVC and Plenum rated cables are available on request. Molex patch cords offer factory-controlled performance in a variety of connector, ISO performance standards and lengths.

Molex has taken specific attention to the end-face geometry and fiber core alignment to ensure reliability and optimized performance.



FEATURES AND ADVANTAGES

100% Factory Tested – Guaranteed performance

LS0H Jacket Standard – Reduces toxic/corrosive gasses emitted during combustion. Plenum and PVC also available

Multiple Formats available - Available in Simplex, Duplex, Singlemode, Multimode and a variety of connector options

SPECIFICATIONS

REFERENCE INFORMATION

Commercial Standards:

ISO/IEC 11801-1:2017, ANSI/TIA/ EIA 568.3-D, ANSI/TIA/EIA-492, TELECORDIA GR-409, ICEA-596, AS/CA S008:2020

Warranty:

Please refer to our website at <https://www.molexces.com/About-Us/Our-Warranty.html> for terms and conditions of any resulting warranty.

Mechanical

Cordage O.D. :

2.0mm+/-0.1mm x 4.1mm +/- 0.2mm

Buffer Diameter: 900µm

Primary Coating : 245µm

Strength Member : Aramid Yarn

Jacket Material :

LS0H IEC 61034-1 & 2, IEC-60332-1, IEC-60754-1 & 2

Minimum Bend Radius Install : 3.0cm.

Long Term Bend Radius : 2.0cm

Operating Temperature : -40°C to +85°C

Cable Color		
Color Matrix		
OS2	9/125	Yellow
OM1	62.5/125	Orange
OM2	50/125	Gray
OM3	50/125	Aqua
OM4	50/125	EV/Aqua
OM5	50/125	Lime Green

www.molexces.com/product/optical-fiber-patch-cords/

Molex is a registered trademark of Molex, LLC in the United States of America and may be registered in other countries; all other trademarks listed herein belong to their respective owners. This information is correct at the time of publication, specifications are subject to change.

Order No. 91.XX.XXX.XXXXX

SK/2023.06

©2023 Molex

Optical Fiber Patch Cords and Pigtails >

SPECIFICATIONS

Multimode Fiber								
Designation	Core OD (μm)	Cladding OD (μm)	Max. Attenuation			Min. Bandwidth		
			@850nm (dB/km)	@953nm (dB/km)	@1300nm (dB/km)	@850nm (MHz-km)	@953nm (MHz-km)	@1300nm (MHz-km)
OM1	62.5	125 ± 1	3.5	NA	1.0	200	NA	500
OM2	50	125 ± 1	3.5	NA	1.5	500	NA	500
OM3	50	125 ± 1	3.0	NA	1.5	2000 - DMD 1500 - OFL	NA	500
OM4	50	125 ± 1	3.0	NA	1.5	4700 - DMD 3500 - OFL	NA	500
OM5	50	125 ± 1	3.0	2.3	1.5	4700 - DMD 3500 - OFL	2470 - DMD 1850 - OFL	500

Singlemode Fiber Performance						
Designation	Cladding OD (μm)	Mode Field Dia	Max. Attenuation	Cut Off Wave Length	Max. Dispersion @ 1550nm	Zero Disp Wave
OS2/G.657A2	125±0.7	9.2μ ± 0.4μ @1310nm 10.4μ ± 0.5μ @ 550nm	0.33-0.35dB/KM @ 1310nm 0.31-0.35dB/km @1383nm 0.19-0.23dB/km @1550-1625nm	1260nm max.	18psec/km @1550nm 22psec/km @1625nm	1300-1324nm

FO Connector maximum allowable values (all values in dB)							
Parameters	MM(1300nm)			SM(1310nm&1550nm)			
	ALL*	E-2000	MTRJ	ALL*	MTRJ	ALL*APC	E-2000 APC
IL values	0.30	0.30	0.50	0.30	0.50	0.30	0.30
Back Reflection	NA	NA	NA	-50.0	-30.0	-60.0	-65.0

Note *: All connector types except E-2000 and MTRJ

FO Connector low loss parameter			
Fiber Spec	Connector	Max Insertion loss (dB)	Max Return Loss (dB)
Singlemode	SC/LC/FC/APC	0.15	65
	SC/LC/FC/ST	0.15	55
Multimode	SC/LC/FC/ST	0.15	N/A

www.molex.com/product/optical-fiber-patch-cords/

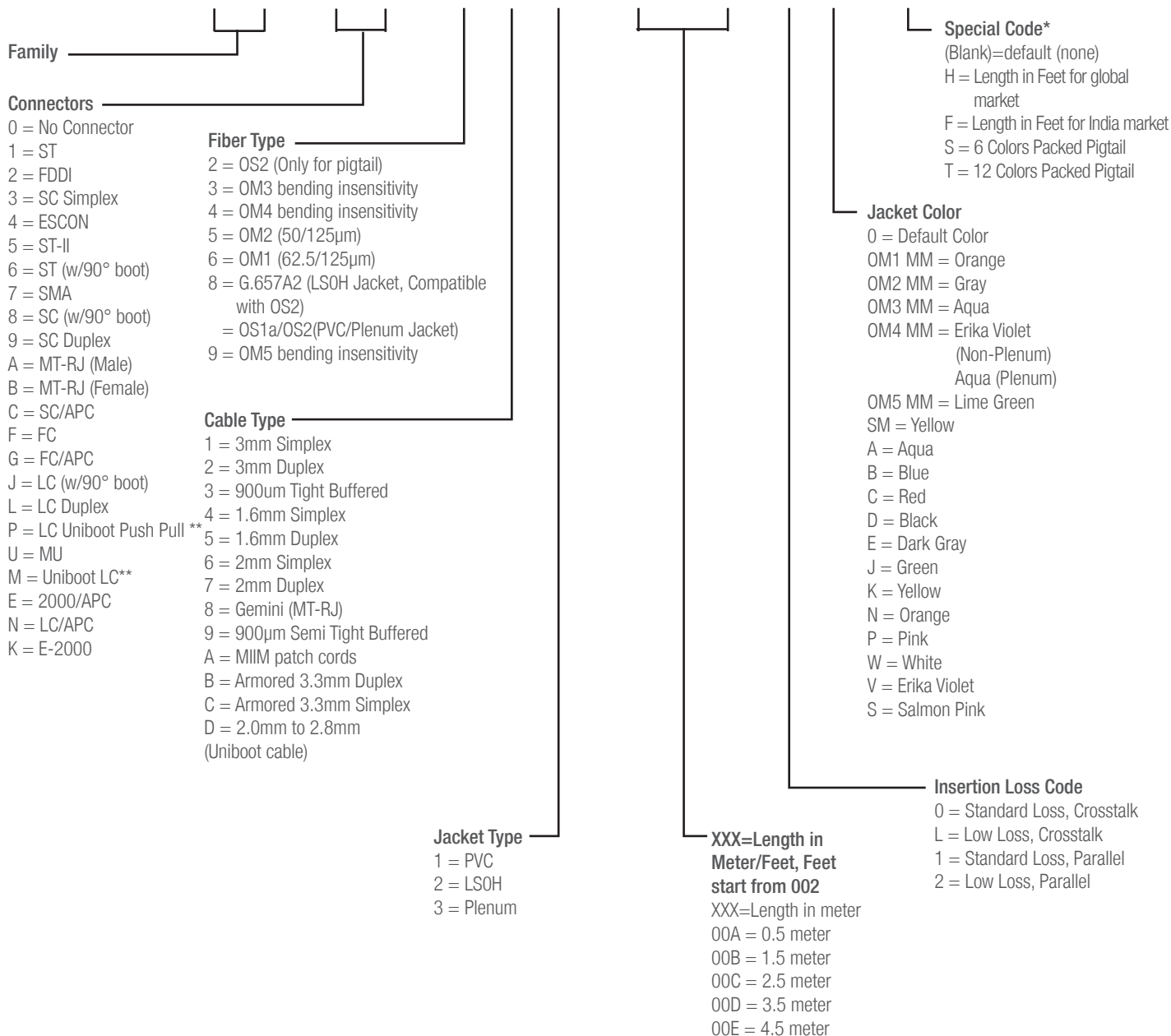
Molex is a registered trademark of Molex, LLC in the United States of America and may be registered in other countries; all other trademarks listed herein belong to their respective owners. This information is correct at the time of publication, specifications are subject to change.

Optical Fiber Patch Cords and Pigtails >

ORDERING INFORMATION

Part No. Matrix - Substitute the correct code number or letter to determine the assembly instruction

9 1 . X X . X X X . X X X X X - X



Note *: Special code is not necessary when set to blank

** : LC Uniboot only can use 2.0mm to 2.8mm Uniboot cable with LC Uniboot connector on both ends

www.molex.com/product/optical-fiber-patch-cords/