

Selectable LED Troffer Retrofit Kit

Wattages: 20W,25W,30W;34W,38W,45W



**WATT/CCT
SELECTABLE**

The Selectable Troffer Retrofit Kit LED Lighting Series can be widely used for Indoor Excellent for Offices, Hallways, Multipurpose Rooms , Office Buildings, Conference Rooms,super market, store and many other applications.



Features:

- Energy efficient: save up to 80% in energy costs
- High lumen output
- Mercury-free
- Instant-on light
- 50,000 hours at 70% lumen maintenance rated life
- CCT:3500-5000K
- The 1-10V Dimming type is continuous
- Compatible with most Lutron and Leviton dimmers

Packaging information:

❖ **14RTFD202530W27-3545K:**
1187MMX279MMX123MM(2Pcs/CTN)
(46.73" X10.98" X4.84")

❖ **22RTFD202530W27-3545K:**
580MMX585MMX133MM(2Pcs/CTN)
(22.83" X23.03" X5.24")

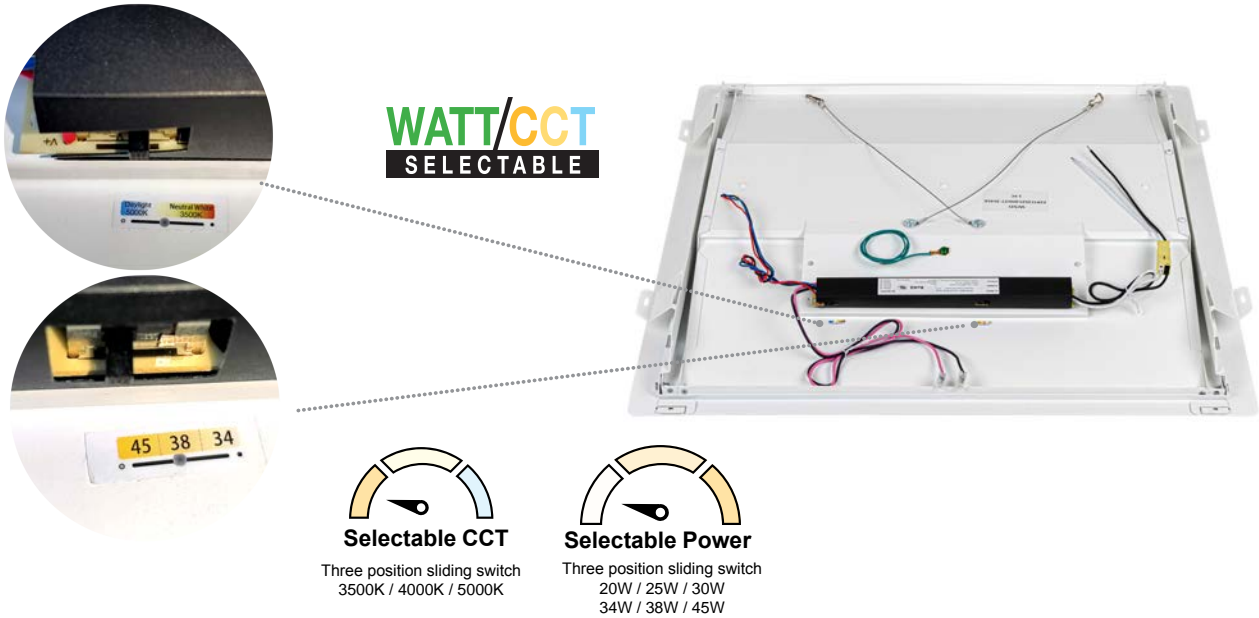
❖ **24RTFD343845W27-3545K:**
1187MMX585MMX133MM(2Pcs/CTN)
(46.73" X23.03" X5.24")

SPECIFICATION			
TYPE	14RTFD202530W27-3545K	22RTFD202530W27-3545K	24RTFD343845W27-3545K
WATTAGE	20W/25W/30W	20W/25W/30W	34W/38W/45W
LUMEN	2686 lm/3399 lm/3988lm	2818 lm/3377 lm/3986lm	4538 lm/5185 lm/5750lm
EFFICACY	> 125 lm/W		
CCT	3500K,4000K,5000K		
CRI	> 80		
INPUT VOLTAGE	AC120-277V		
LIGHTING ANGLE	113°		
FACTORY SETTINGS	30W & 4000K		45W & 4000K
LED TYPE	SMD2835		
PF	> 0.98		
DRIVER EFFICIENCY	> 90%		
PROTECTION LEVEL	Damp		
LIFE TIME	> 75000 hours		
WARRANTY	5 year limited		

Selectable LED Troffer Retrofit Kit

Wattages: 20W,25W,30W;34W,38W,45W

Control Module:



Performance:

DLC 5.1 Premium									
2x4	34W			38W			45W		
	3500K	4000K	5000K	3500K	4000K	5000K	3500K	4000K	5000K
	Lumens	4248	4538	4383	4827	5185	4979	5298	5750
Efficacy(lm/W)	129	144	135	127	142	132	123	140	129
2x2	20W			25W			30W		
	3500K	4000K	5000K	3500K	4000K	5000K	3500K	4000K	5000K
	Lumens	2775	2818	2683	3292	3377	3184	3849	3986
Efficacy(lm/W)	138	146	138	136	146	134	131	142	129
1x4	20W			25W			30W		
	3500K	4000K	5000K	3500K	4000K	5000K	3500K	4000K	5000K
	Lumens	2590	2686	2656	3253	3399	3335	3794	3988
Efficacy(lm/W)	132	141	136	128	138	131	124	136	128

Existing field-adjustable power options:

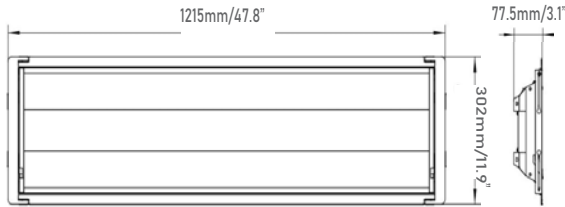
- 2x4: 45/38/34
- 2x2: 30/25/20
- 1x4: 30/25/20

Available power lower than the Max. is compliant with DLC 5.1 Premium.

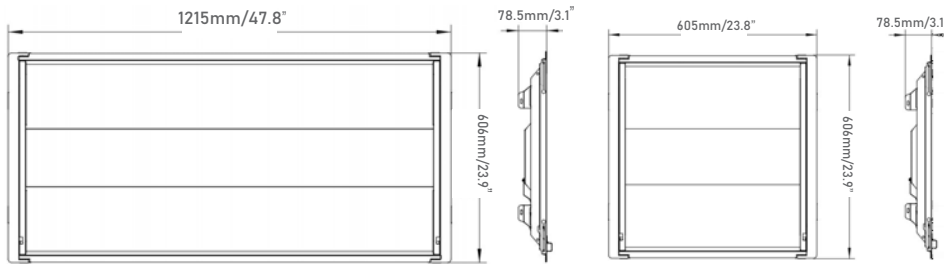
Selectable LED Troffer Retrofit Kit

Wattages: 20W,25W,30W;34W,38W,45W

DIMENSION:



1X4 feet



2X4 feet

2X2 feet

Specifications:

Troffer-14/22/24

Length:1215MM/605MM/1215MM
(47.8"/ 23.8" / 47.8")

Width:302MM/606MM/606MM
(11.9"/ 23.9"/ 23.9")

Depth:77.5MM/78.5MM/78.5MM
(3.1"/ 3.1"/ 3.1")

Net Weight:6.90/7.21/11.33 (lbs)

Mounting:

❖ Embedded installation.

ACCESSORIES: (SOLD SEPARATELY)



WSD-EMLY15W27-XX
15W Emergency Backup
Battery LED Driver



6FTPRWG-3/8-3PIN/6FTPRWG-3/8-5PIN
6FTPRWG-3/8-6PIN
6FT 3/8 inch Metal Flexible Conduit

CONTROL (SOLD SEPARATELY)



Bluetooth

BRI810-B-M10-BLE
Bluetooth Microwave
Motion Sensor



RC100
Remote
Controller

ORDERING INFORMATION:

EXAMPLE:

14RTFD202530W27-3545K/22RTFD202530W27-3545K/24RTFD343845W27-3545K

14	RTFD	202530	27	3545
SIZE	PRODUCT	POWER	VOLTAGE	CCT
14 - (1X4feet) 22 - (2X2feet) 24 - (2X4feet)	RTFD LED Troffer Retrofit Kit	202530/343845 20W/25W/30W 34W/38W/45W	27 AC120-277V	3545 3500K/4000K/5000K

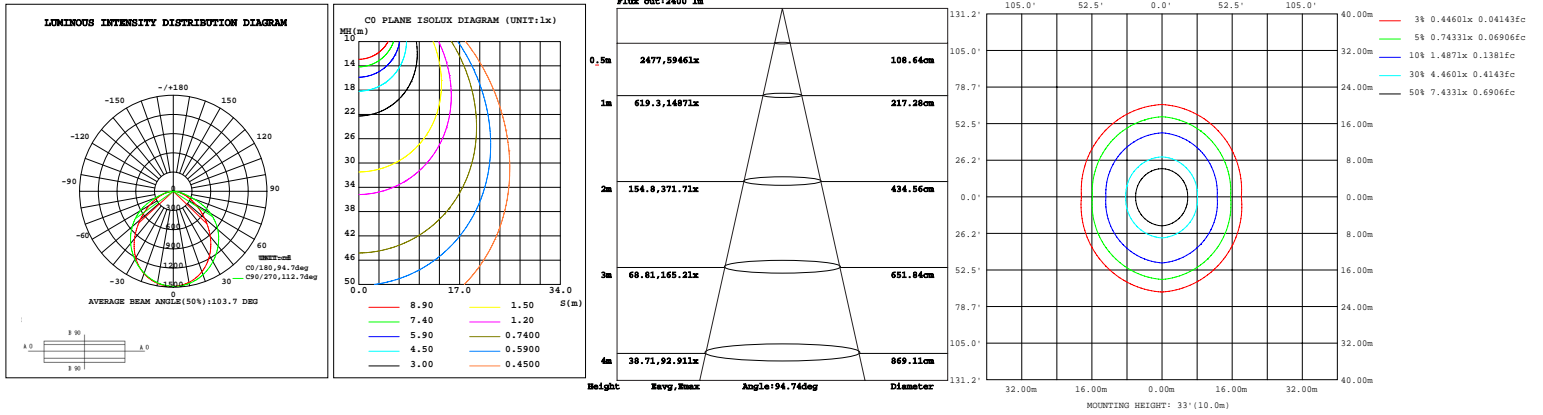
Selectable LED Troffer Retrofit Kit

Wattages: 20W,25W,30W;34W,38W,45W

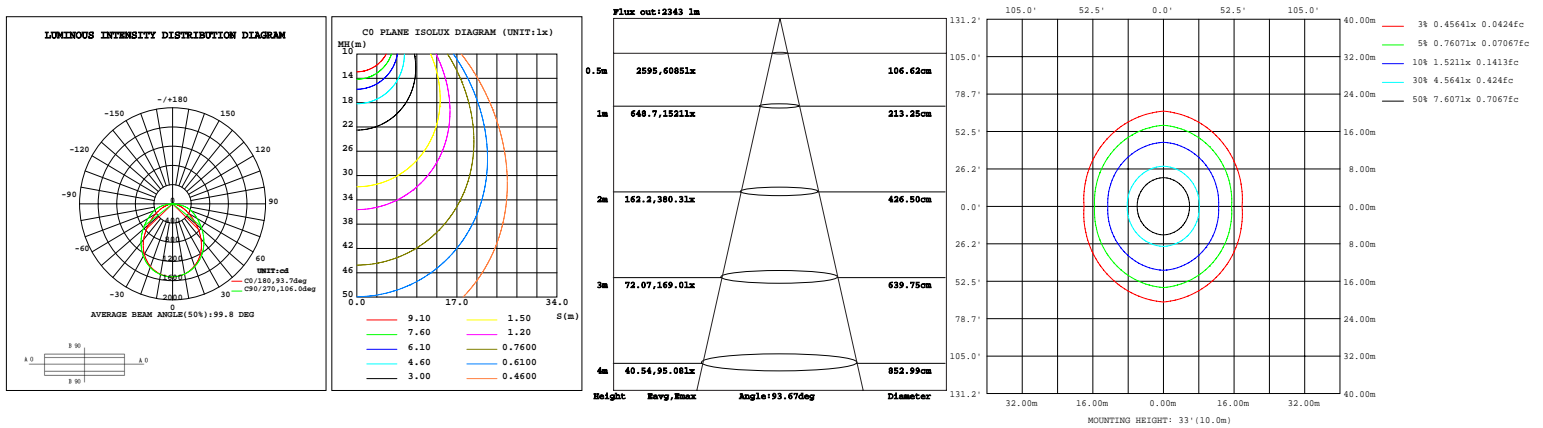
PHOTOMETRICS:

For complete IES files, please visit our website.

14RTFD202530W27-3545K (30W&3500K)



22RTFD202530W27-3545K (30W&3500K)



24RTFD343845W27-3545K (45W&3500K)

