



Playland Tunnel Assembly

Don't worry, assembly is easy!

1. Make sure you have all the pieces you need. The 15" tunnel is shown as an example. There are more pieces to the 30" Tunnel, but the concepts are the same. Screws are included, but you'll need to provide the philips screwdriver.

2. Simply fit the pieces together, placing the posts into the recessed areas. It's a snug fit, so you may have to wiggle and push. Make sure to position pieces so that when assembled, all slats are turned to the "outside." Fit all pieces together and then flip it over to make sure you've done it correctly.

3. Sink the screws into the predrilled holes using your screwdriver. And that's it, you're done!



As with any new object, everybunny reacts differently. Some rabbits may feign disinterest at first, or the more adventurous may hop right in. Hiding a favorite treat amidst the new areas will warm any bun to the idea! Nervous buns do better if their trusted human companion gets down on their level and hangs out while they first explore. So grab a book and lie on the floor while your bun explores. Buns operate on their own schedule, so just give them time to have their own adventure.




Playland Tunnel Assembly

Don't worry, assembly is easy!

1. Make sure you have all the pieces you need. The 15" tunnel is shown as an example. There are more pieces to the 30" Tunnel, but the concepts are the same. Screws are included, but you'll need to provide the philips screwdriver.

2. Simply fit the pieces together, placing the posts into the recessed areas. It's a snug fit, so you may have to wiggle and push. Make sure to position pieces so that when assembled, all slats are turned to the "outside." Fit all pieces together and then flip it over to make sure you've done it correctly.

3. Sink the screws into the predrilled holes using your screwdriver. And that's it, you're done!



As with any new object, everybunny reacts differently. Some rabbits may feign disinterest at first, or the more adventurous may hop right in. Hiding a favorite treat amidst the new areas will warm any bun to the idea! Nervous buns do better if their trusted human companion gets down on their level and hangs out while they first explore. So grab a book and lie on the floor while your bun explores. Buns operate on their own schedule, so just give them time to have their own adventure.

