

OPENSWIM

User Guide

S700

Contents

HOW IT WORKS

Headphone Controls	03
ON/OFF	04
Transferring Content	05
How to Wear	07
Volume	08
Music Function	09
Check Battery Status	10

EXTRA FEATURES

EQ Modes	12
Switching EQ modes	13
Changing Languages	14
Changing Folder	15

CARE AND MAINTENANCE

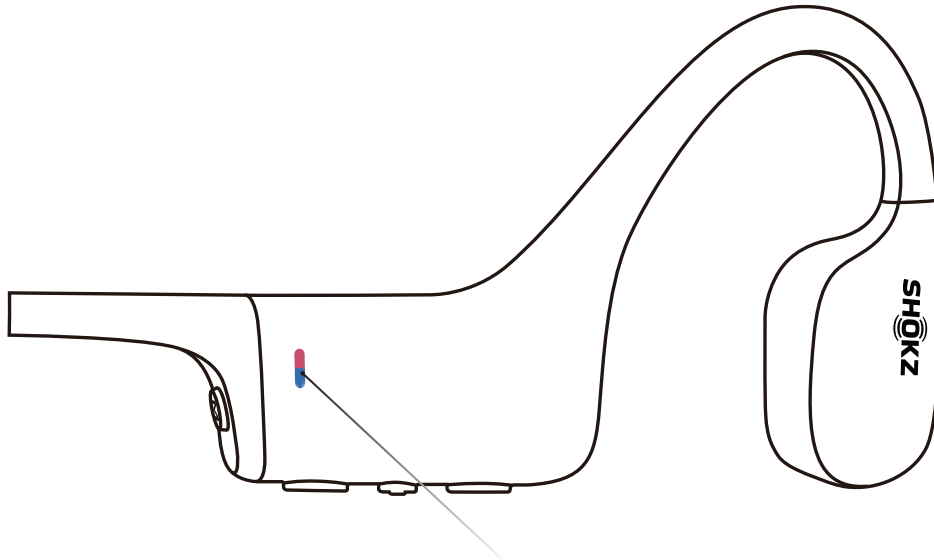
Charging Tips	17
Storage and Maintenance	18
Warranty	20
Troubleshooting	21
What's in the Box	22

REGULATORY AND LEGAL INFORMATION

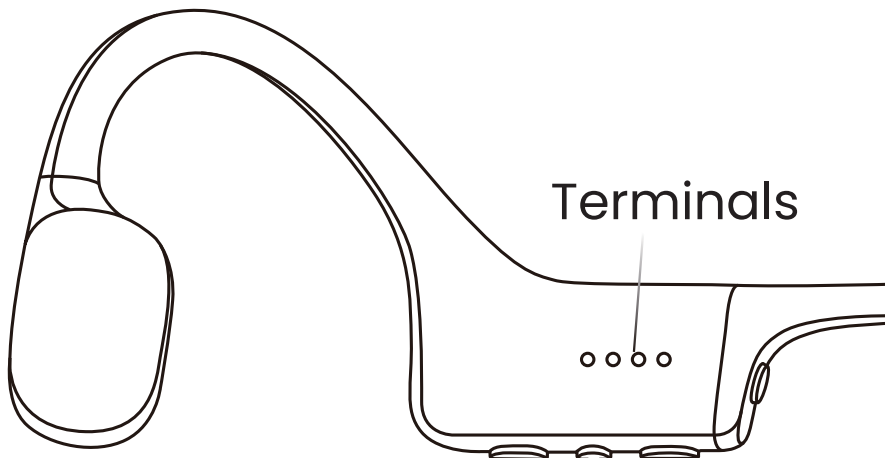
23

How It Works

Headphone Controls

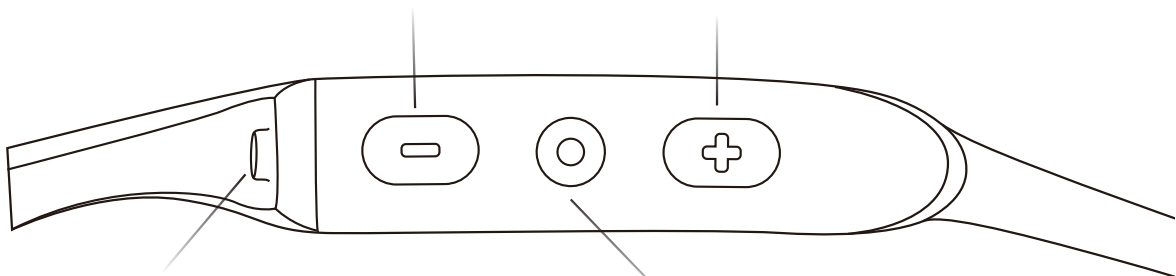


LED Indicator



Terminals

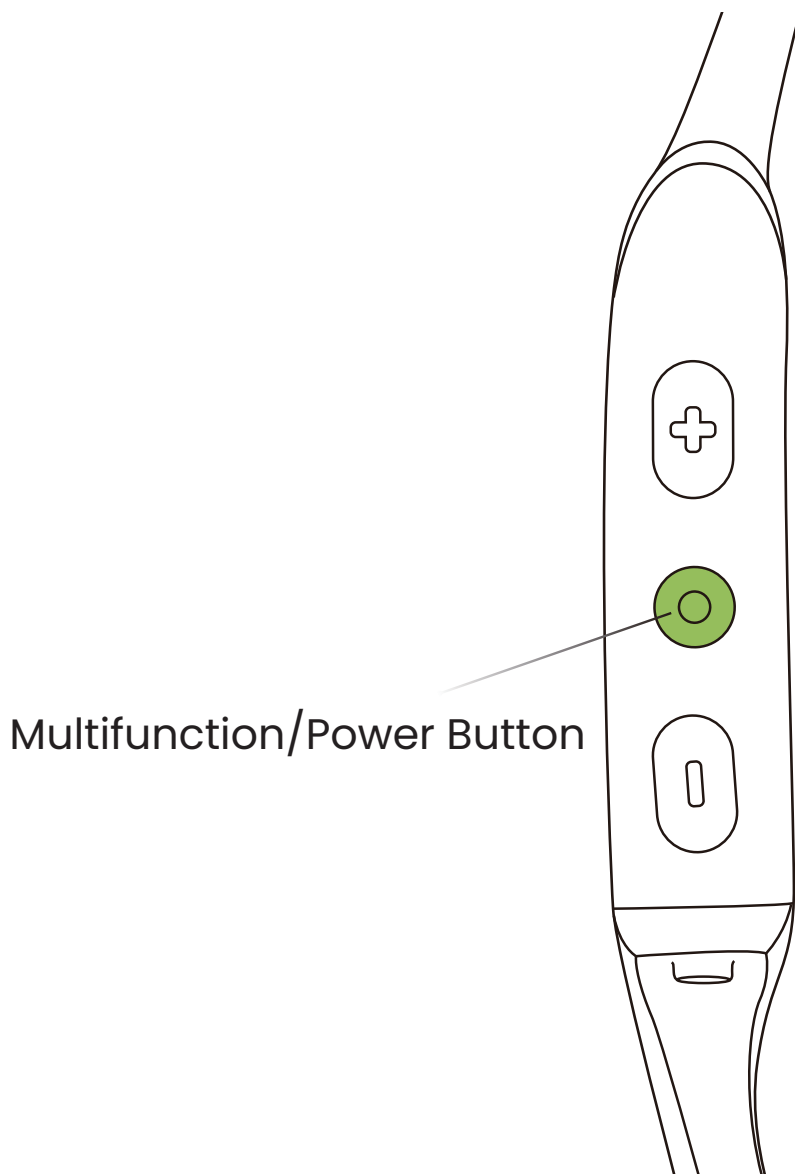
- Volume - + Volume+



M Mode Button

● Multifunction/Power Button

ON/OFF



Turn on the headphones :

Press and hold the Multifunction/Power Button until the LED Indicator flashes blue.

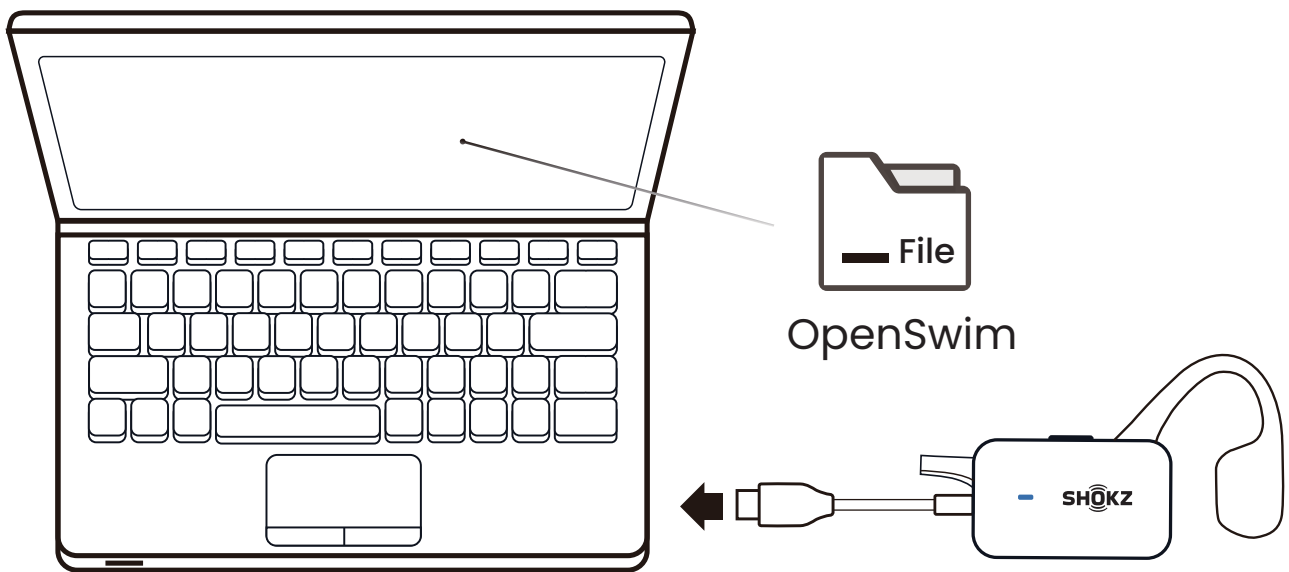
*Audrey will say :“Welcome to Shokz”

Turn off the headphones :

Press and hold the Multifunction/Power Button until the LED Indicator flashes red.

*Audrey will say :“Power off”

Transferring Content



1. Connect OpenSwim to your computer.
2. OpenSwim will become a hard drive named "OpenSwim".
Open "OpenSwim" on your computer.

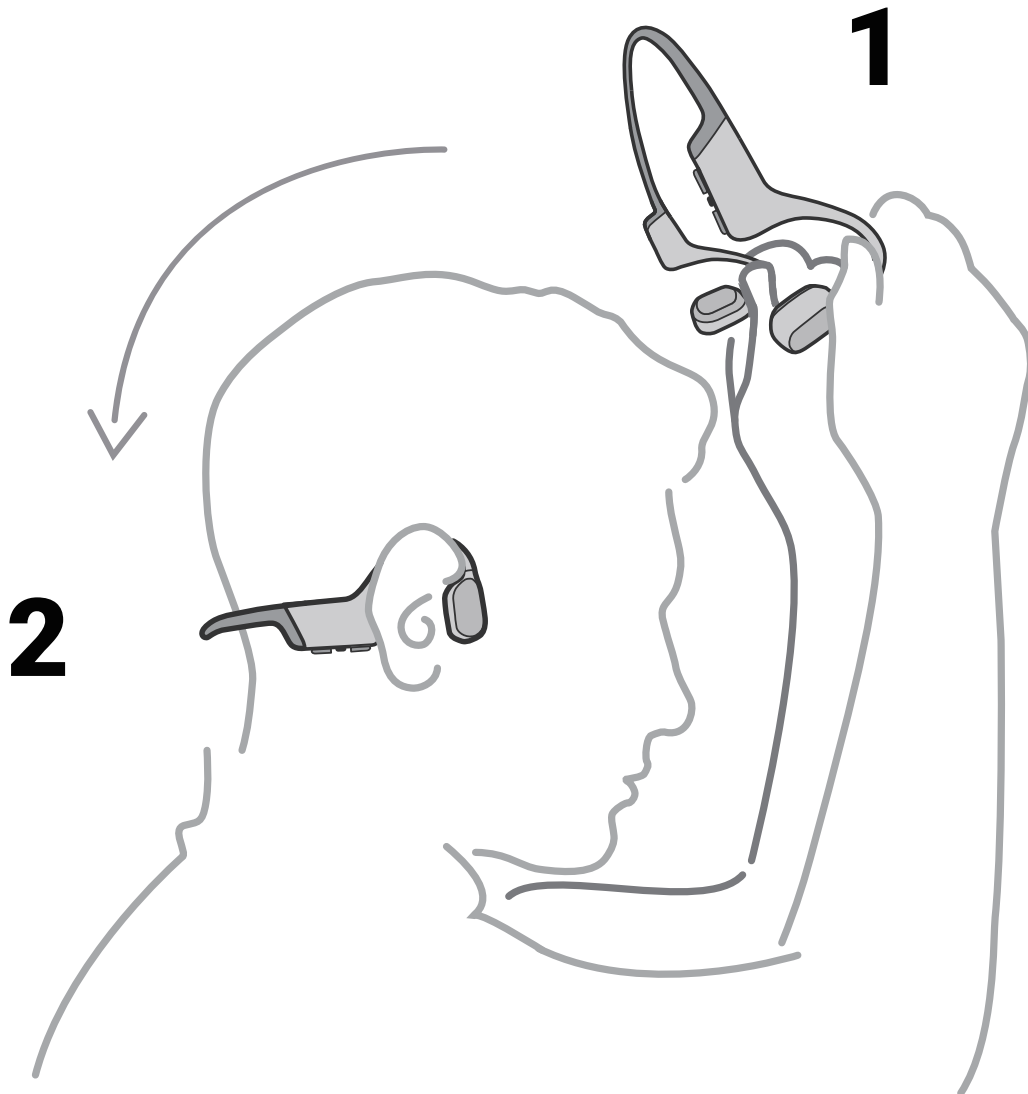


3. Drag-and-drop audio files or folders into the “OpenSwim” hard drive.

4. You may disconnect the USB Charging Cradle once file transfer is complete. The LED indicator will flash red and blue while OpenSwim organizes the files. The OpenSwim buttons are not functional temporarily.

* OpenSwim supports MP3, WAV, WMA, FLAC, AAC formats.
(OpenSwim only supports WAV file in Linear PCM format.)

How to Wear



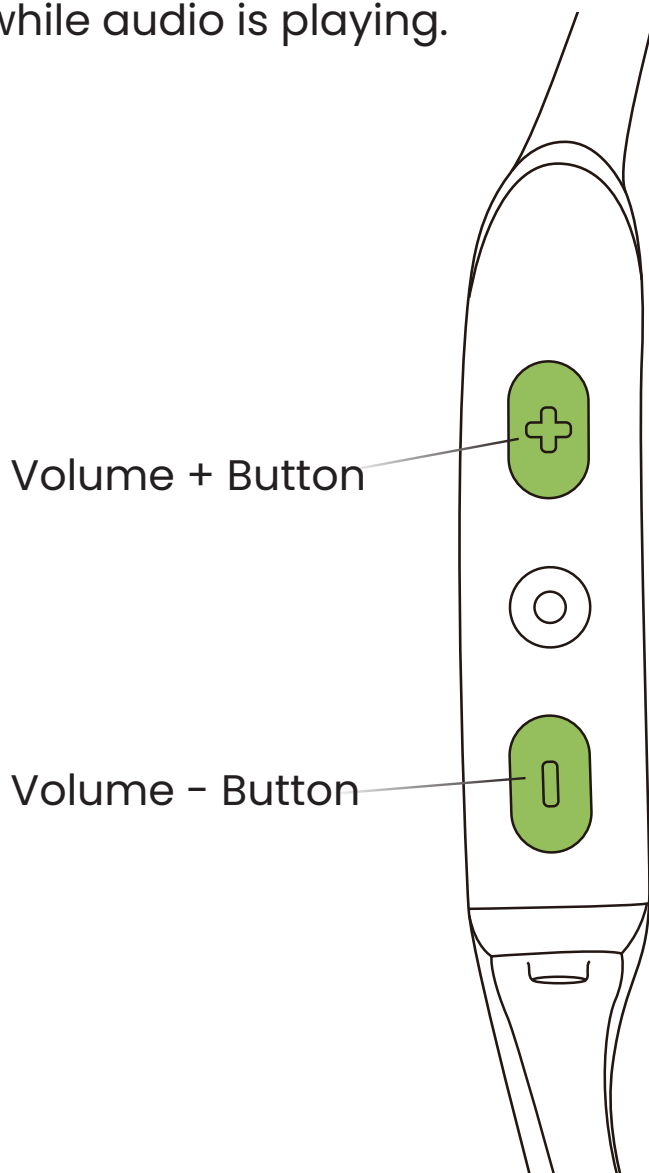
Pick up the headphones, bring them behind the back of the base of your neck, position the earhooks on your ears, then enjoy your music!

*Wearing your headphones the wrong way could cause discomfort. The transducers should rest in front of your ears.

Volume



Operate volume controls while audio is playing.



How to change volume:

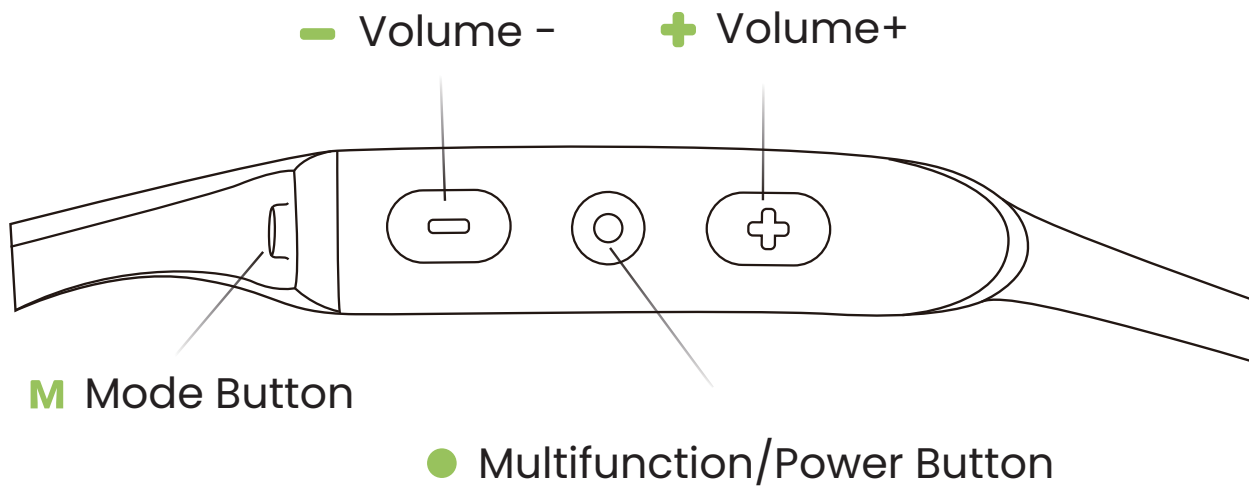
While your audio is playing, adjust headphone volume by pressing either the volume + or volume - buttons.

*A "beep" will sound when the volume is at its max.



*Listening with headphones at high volume may affect your hearing and the audio will be distorted.

Music Function

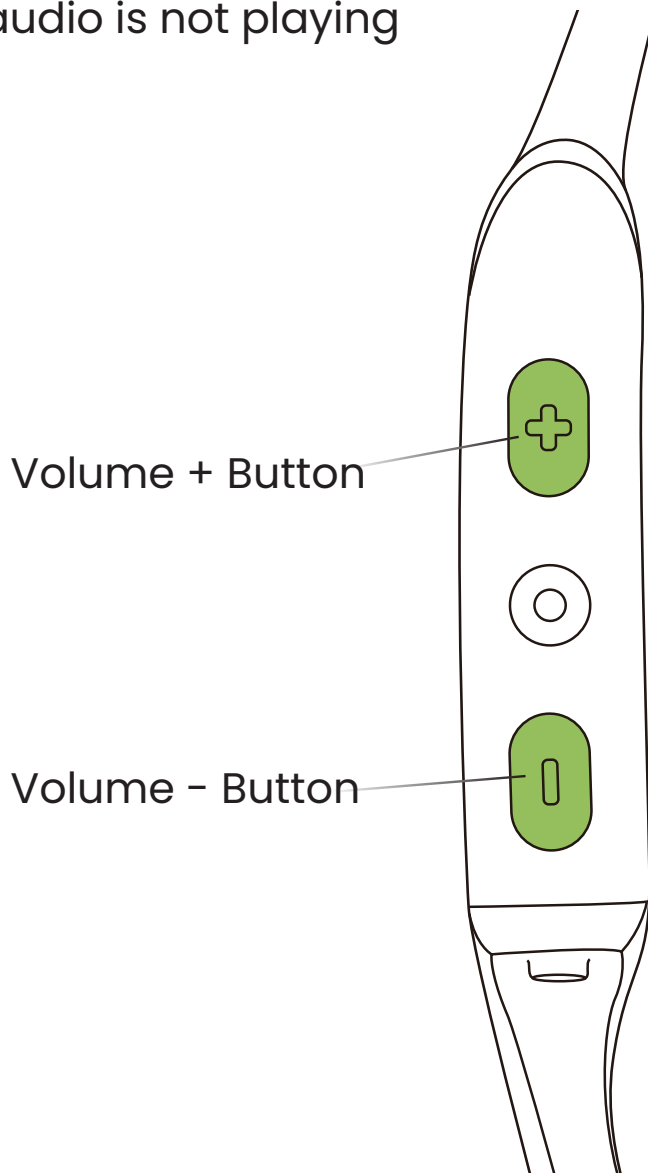


- ▶|| Play/pause music ● Click Multifunction Button once
- ⏮ Next song + Press and hold Volume+ for 2 seconds while music is playing
- ⏪ Previous song - Press and hold Volume- for 2 seconds while music is playing
- ⏸ Change EQ Setting M Press and hold Mode Button for 2 seconds
- ⏸ Play mode M Click Mode Button once "Normal/Repeat/Shuffle"

Check Battery Status



Operate controls while audio is not playing



How to check battery status :

Click the volume + or volume - button while music is paused, Audrey will tell you the battery status :

* "Battery high/Battery medium/Battery low/Charge me"

Extra Features

EQ Modes



General Mode :

Balanced frequency for listening to music



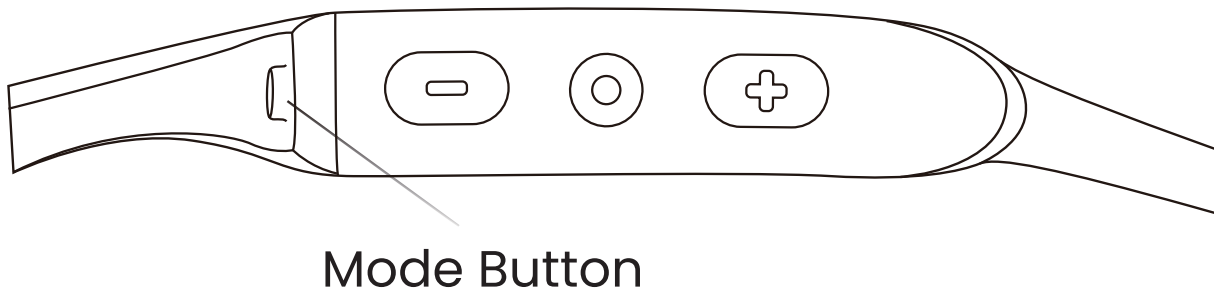
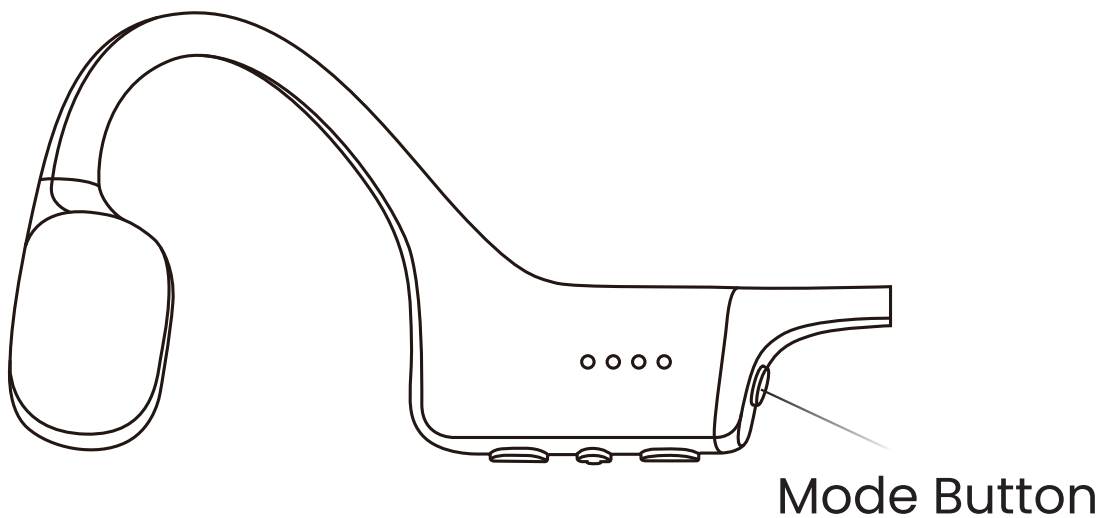
Swimming Mode :

For use while swimming

Switching EQ Modes



Operate controls while music is playing



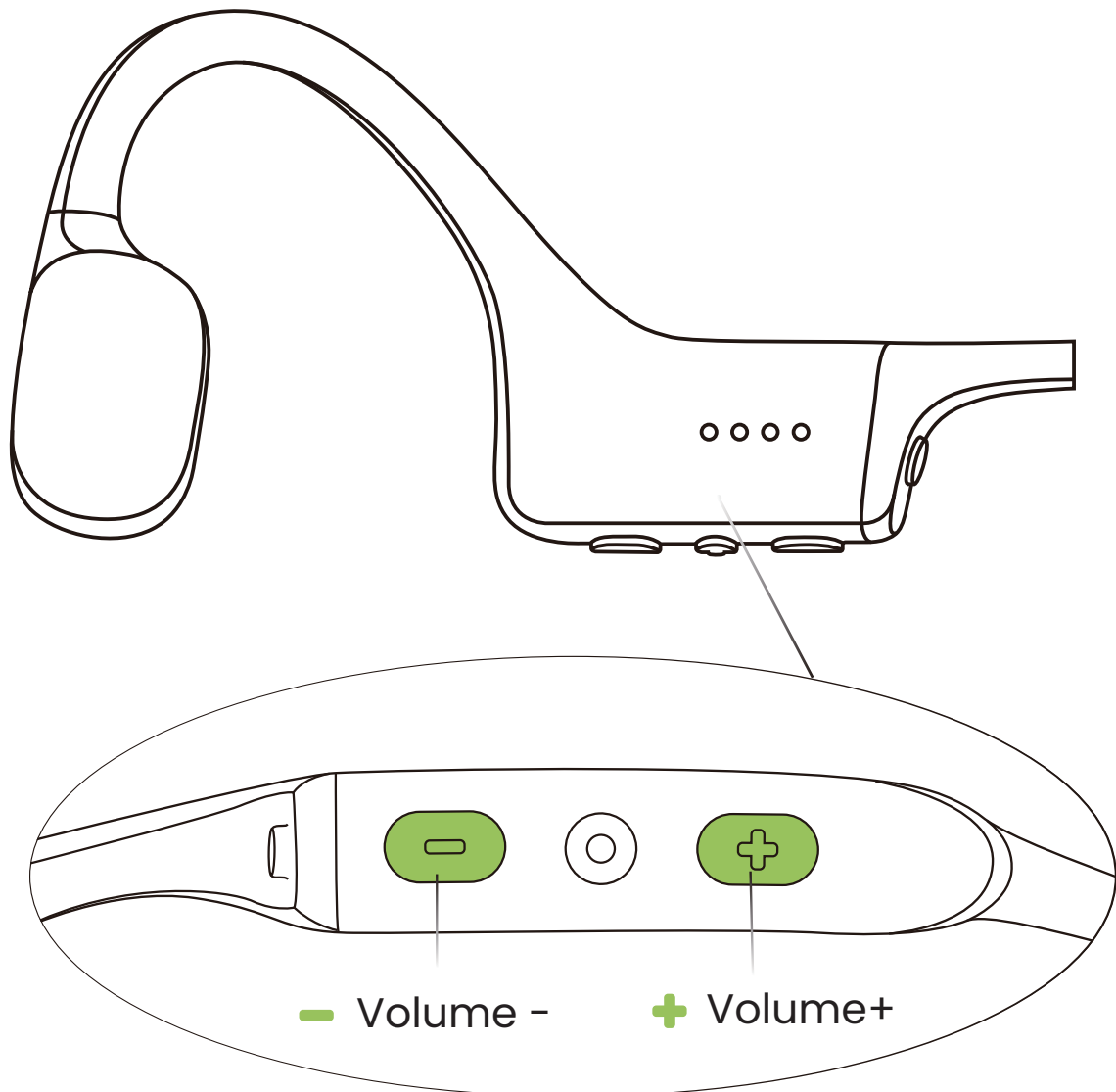
How to switch EQ mode :

Press and hold Mode button while music is playing until you hear a beep.

*Audrey will say :“General mode/Swimming mode”

Changing Languages

Your headphones have four built-in languages:
Chinese, English, Japanese and Korean.



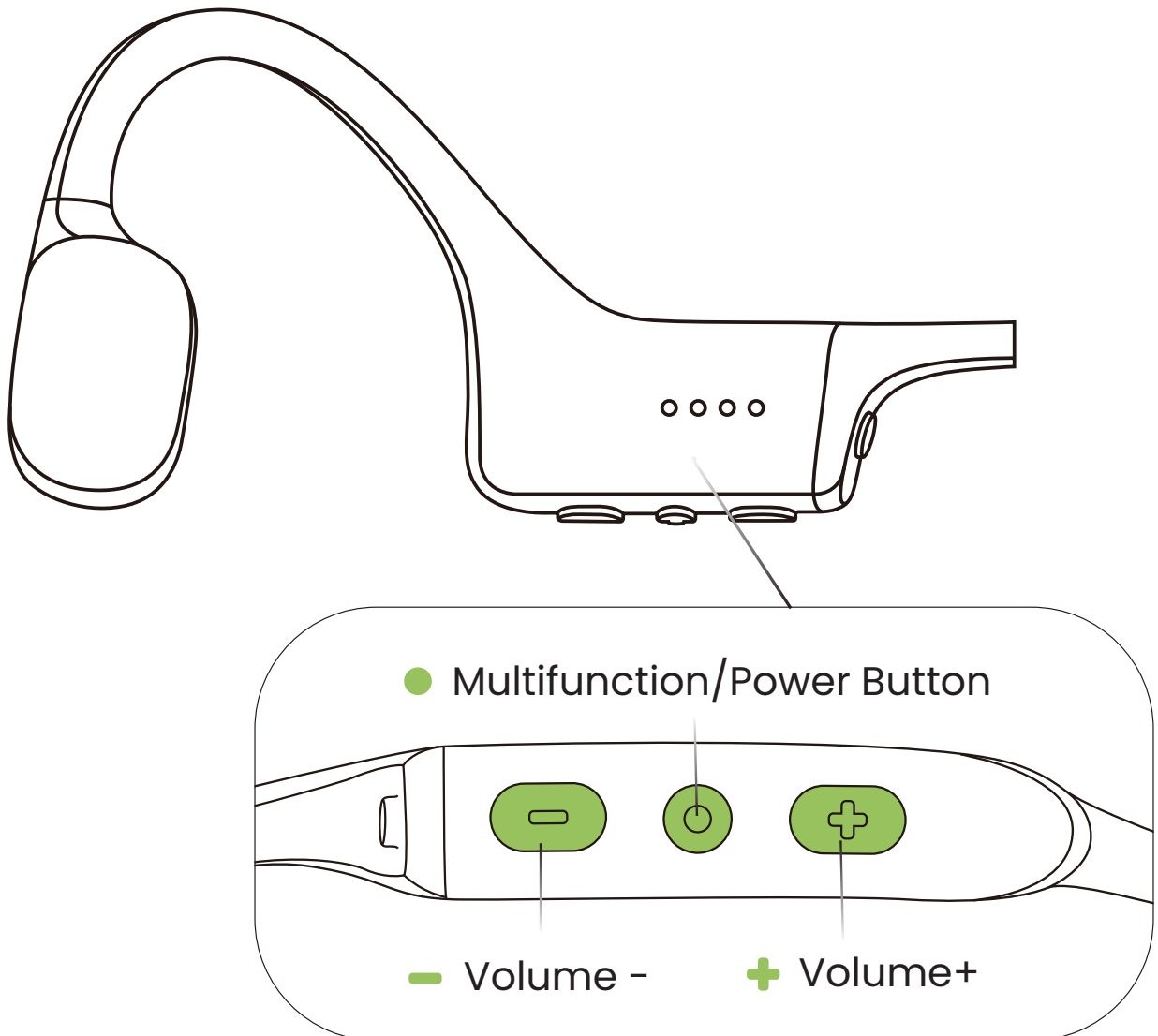
How to change the language :

Press and hold both button volume + and volume - until you hear a beep.

* Audrey will say : "中文/English/한국어/日本語"

Change the Folder

*It is recommended to use different folders to categorize music.



How to change the folder :

Press and hold both Multifunction Button and volume - until you hear a beep.

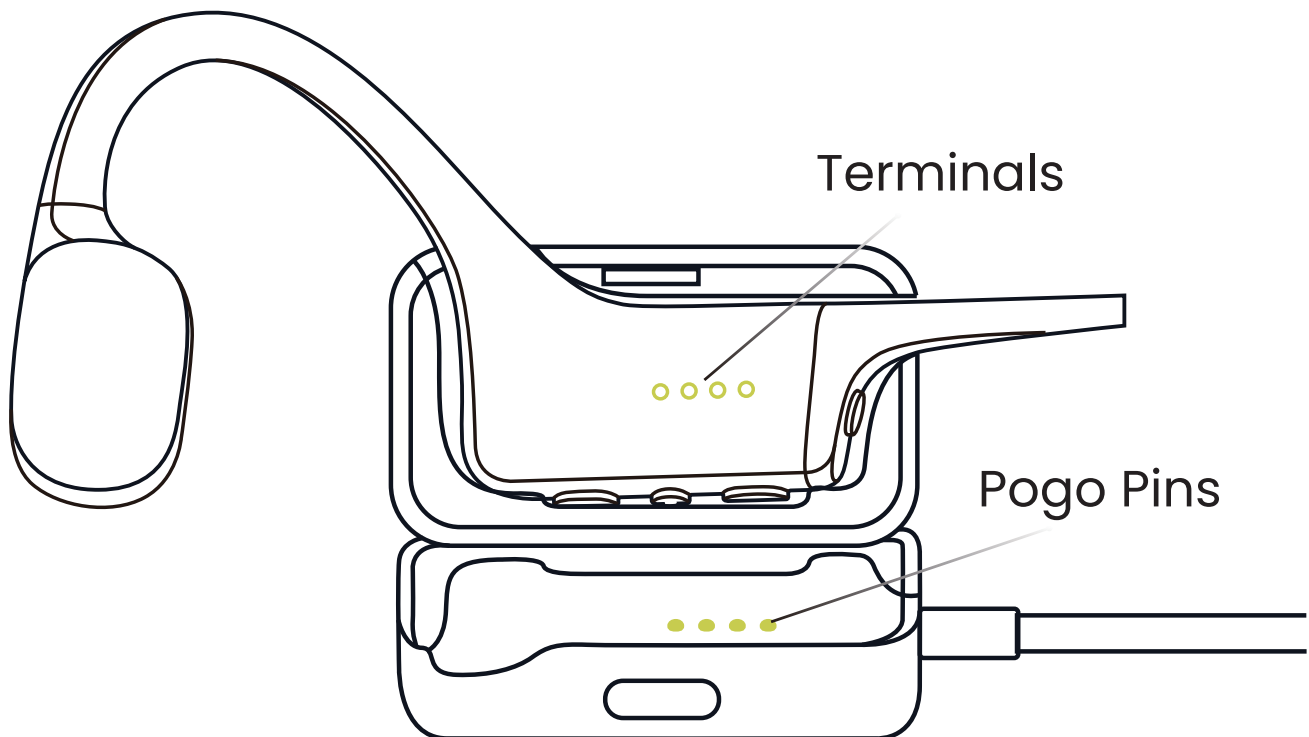
* Audrey will say :“Play Current Folder/Play All Folders”.

*Press and hold Volume + and Multifunction Button for 2 seconds after you hear” Play Current Folder”. You will then hear, “Next folder”.

Care and Maintenance

Charging Tips

- OFF** The headphones will automatically shut down when charging



1. Attach OpenSwim to the USB Charging Cradle. Make sure that Pogo Pins and Terminals are in contact.
 2. Connect the cradle to a computer or an adapter.
- The LED indicator will turn blue when charging is complete.

Storage and Maintenance



Preventing Hearing Loss

Listening to music with this headset at high volume for a long period of time may affect your hearing, and may also lead to sound distortion.

Storage and Maintenance

- The headset should be kept in a cool, dry place at a temperature of 0~45 °C. Using the headset under extremely cold, hot or humid conditions or at extremely low pressure may shorten the battery life.
- Do not expose the headset to heat sources, sunlight, or combustible gas.
- Do not expose the headset to any liquids other than fresh water, sweat and pool water.
- Placing the headset in sea water or saline water will likely lead to charging contact corrosion.
- The headset's liquid and dust resistance level is IP68. Do not use it when diving deeper than 2 m.
- It is recommended to periodically remove any residue that may be accumulated on the headset.
- If the charging contact becomes wet, dry it with a dry, soft towel and let the headset dry at room temperature until no moisture remains on it before charging.
- The USB charging cradle included with the headset is not waterproof. Do not use the USB charging cradle when your hands or the headset is wet.
- After long-term storage, charge the headset again before use.

Note

The design and specifications are subject to change without prior notice. For the latest company and product information, please visit www.shokz.com.

Notes on Use

- The headset will automatically shut off after one hour of idleness.
- OpenSwim supports MP3, WMA, FLAC, WAV and AAC formats. Among these, OpenSwim only supports WAV files in Linear PCM format.
- The nominal capacity is the product specification. Due to the differences in computing methods and built-in functions, the actual available space is less than the nominal value. In this case, the actual storage space shall prevail.
- Before swimming with the headset on, please ensure that it is worn properly and securely, otherwise the headset may fall into the water due to strenuous movement.
- The headset includes professional silicone swimming earplugs. If the area in contact with the ear becomes inflamed or irritated during use, immediately

remove it and seek medical advice.

Warranty

- To avoid the danger of explosion, fire or toxic chemical spills, do not disassemble, replace, deform or destroy the battery by yourself.
- If the battery is improperly replaced, the headset may explode. It shall only be replaced with a battery of the same type or one of equivalent performance.
- Do not expose the battery to sunlight, fire or other intense heat.
- Do not subject the battery to disassembly, shock, excessive pressure or fire. In case of serious swelling, stop using it immediately. Do not expose it to high temperature.
- Please note that in some countries and regions, using this product while driving or cycling may violate regulations. Please check and comply with the traffic regulations and relevant laws and regulations in your area, or consult the local regulatory authorities.
- Some people may experience certain reactions to specific materials. Being exposed to a specific environment, or coming in long-term contact with potentially irritating substances and other substances such as soap, sweat, UV protection products or body lotion, may lead to skin allergic reactions.
- To reduce the risk of skin irritation, do not wear the product on body parts with skin injuries.
- If your skin becomes red, swollen, itchy or exhibits any other irritating reaction, remove the headset immediately and consult a doctor.
- Use only the dedicated USB charging cradle approved by the manufacturer. Unauthorized charging cradles do not meet applicable safety standards, and may result in user injury or device damage.
- Only power supplies that have been approved by relevant departments and meet local regulatory requirements (such as UL, CSA, VDE and CCC) shall be used.

Warranty

Your headphones are covered by a warranty.

Visit our website at

<https://www.shokz.com/pages/warranty-claim>

for details of the limited warranty.

*Failure to register will not affect your limited warranty rights.

Troubleshooting

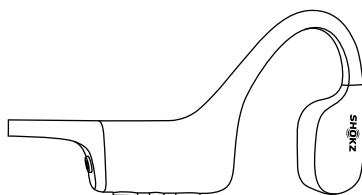


If you have any trouble or problems, please visit <https://www.shokz.com/pages/support-new> for more support!

What's in the Box




OpenSwim
Box



OpenSwim
headphones




OpenSwim
Package



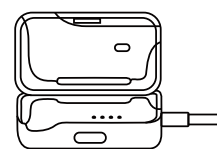
OpenSwim
User Guide



OpenSwim
Legal Statement



OpenSwim
Earplugs



OpenSwim
USB Charging
Cradle

If any part of your product is damaged or missing, do not use it. Contact authorized Shokz dealer or Shokz customer service.

*Please note that the packaging envelope may vary depending on the sales region.

Regulatory and Legal Information

CE Declaration of Conformity

Shokz Holding Limited hereby declares that this product is in compliance with the essential requirements and other relevant provisions of Directive 2014/30/EU and all other applicable EU Directive requirements. The complete declaration of conformity can be found at: <https://shokz.com/pages/policies>. Shokz' s EU representative is AfterShokz Euro B.V., Schipholweg 103,2316XC Leiden, The Netherlands.



UK Declaration of Conformity

Shokz Holding Limited hereby declares that this product is in compliance with the essential requirements and all other applicable United Kingdom' s regulations. The complete declaration of conformity can be found at: <https://shokz.com/pages/policies>. Shokz' s authorised representative in the UK is Pinpoint Consumer Electronics Ltd., Unit 35, Meridian House, Road One, Winsford Industrial Estate, Winsford, Cheshire CW7 3QG.



WEEE Declaration of Conformity

This WEEE logo means that this product must not be discarded as household waste, and should be delivered to an appropriate collection facility for recycling. Proper disposal and recycling helps protect natural resources, human health and the environment. For more information on disposal and recycling of this product, contact your local municipality, disposal service, or the shop where you bought this product.



SHOKZ