

THE MIRAMAR 04

OUR MIRAMAR LANTERN BRINGS AN UPDATED FEEL TO A CLASSIC LOOK AND FINDS ITSELF AT HOME NOT ONLY ON THE COAST OR A SPANISH HACIENDA, BUT IN A MOUNTAIN OR RANCH SETTING AS WELL. THE MIRAMAR WAS DESIGNED WITH A MORE OPEN FEEL BY ELIMINATING ANY GRIDS ON THE CAGE GIVING IT A MORE MINIMAL, MODERN APPEARANCE. HAND FORGED IN HEAVY GAUGE IRON.



SHOWN IN SBLC GREY FINISH WITH CLEAR GLASS

FINISH OPTIONS

STANDARD FINISHES	SBLC GREY	SBLC BLACK	SBLC BROWN
PREMIUM FINISHES	SBLC DARK ZINC	SBLC OLD WORLD	

GLASS OPTIONS

STANDARD GLASS	SBLC CLEAR			
PREMIUM GLASS	SBLC ANTIQUE	SBLC ETCHED	SBLC MILK	SBLC SEEDED

CONFIGURATION

- ETL LISTING OPTIONS AVAILABLE
- HIGH EFFICACY RATED OPTIONAL
- MAX WATTAGE: 60
- DARK SKY COMPLIANT AVAILABLE ONLY WITH ETCHED OR ICED GLASS

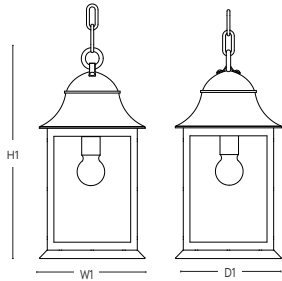
AVAILABLE OPTIONS

ZINC PROTECTIVE COATING - WE RECOMMEND ZPC AS AN OPTION FOR ALL EXTERIOR LANTERNS. ZPC IS A SPECIALIZED METALIZING PROCESS, A PROTECTIVE ZINC LAYER IS ADDED TO ENSURE PROTECTION AND DURABILITY AGAINST CORROSION AND HARSH WEATHER CONDITIONS.

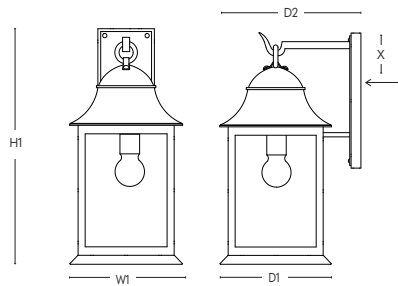
LEAD TIME

LEAD TIMES VARY, PLEASE CHECK WEBSITE OR CONTACT A SBLC TEAM MEMBER FOR CURRENT LEAD TIMES.

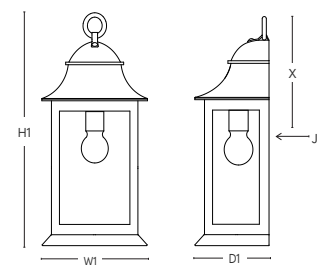
PENDANT



ARM MOUNT



FLUSH MOUNT



DIMENSIONS SBLC-5B-PD

	H1	W1	D1	D2	X
STANDARD	17	8.25	8.25	-	-
LARGE	19.75	10	10	-	-

Pendant includes a 36" chain and 5" Diameter Canopy

DIMENSIONS SBLC-5B-AM

	H1	W1	D1	D2	X
STANDARD	18	8.25	8.25	11	3
LARGE	20.75	10	10	13.25	3

BACKPLATE: Standard: 5 X 9 / Large: 5 x 12

J - Junction Box

DIMENSIONS SBLC-5B-FM

	H1	W1	D1	D2	X
STANDARD	17	8.25	5.75	-	7.5
LARGE	19.75	10	7	-	8.5

J - Junction Box

NOTES: Also available as a post mount. Please inquire for more details. All lanterns are handmade and made to order in Southern California. Dimensions may vary slightly.