



SHOWN IN SBLC GREY FINISH WITH CLEAR GLASS

THE DE LA GUERRA 08

OUR DE LA GUERRA LANTERN IS AN OLD WORLD INSPIRED, MEDITERRANEAN STYLE DESIGN. IT'S CONTEMPORARY, GEOMETRIC LINES MAKE IT A STRIKING STATEMENT PIECE, ESPECIALLY IN THE EVENING WHEN IT'S PATTERNED HEM CASTS INTRICATE ELEGANT SHADOWS. HAND FORGED IN HEAVY GAUGE IRON.

FINISH OPTIONS

STANDARD FINISHES	SBLC GREY	SBLC BLACK	SBLC BROWN
PREMIUM FINISHES	SBLC DARK ZINC	SBLC OLD WORLD	SBLC BRONZE 24
	SANTA BARBARA BRONZE		

GLASS OPTIONS

STANDARD GLASS	SBLC CLEAR			
PREMIUM GLASS	SBLC ANTIQUE	SBLC ETCHED	SBLC MILK	SBLC SEEDED
	SBLC ICED			

CONFIGURATION

- ETL LISTING OPTIONS AVAILABLE
- HIGH EFFICACY RATED OPTIONAL
- MAX WATTAGE: 60
- DARK SKY COMPLIANT AVAILABLE ONLY WITH ETCHED OR ICED GLASS


AVAILABLE OPTIONS

ZINC PROTECTIVE COATING - WE RECOMMEND ZPC AS AN OPTION FOR ALL EXTERIOR LANTERNS. ZPC IS A SPECIALIZED METALIZING PROCESS, A PROTECTIVE ZINC LAYER IS ADDED TO ENSURE PROTECTION AND DURABILITY AGAINST CORROSION AND HARSH WEATHER CONDITIONS.

LEAD TIME

LEAD TIMES VARY, PLEASE CHECK WEBSITE OR CONTACT A SBLC TEAM MEMBER FOR CURRENT LEAD TIMES.

PENDANT

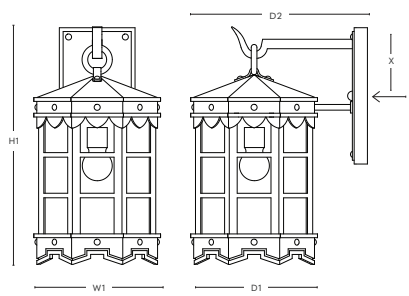


DIMENSIONS SBLC-5A-PD

	H1	W1	D1	D2	X
STANDARD	14.5	8	8	—	—
LARGE	16	9.25	9.25	—	—

Pendant includes a 36" chain and 5" Diameter Canopy

ARM MOUNT



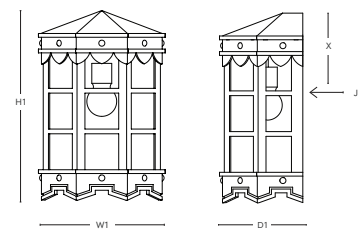
DIMENSIONS SBLC-5A-AM

	H1	W1	D1	D2	X
STANDARD	15.25	8	8	11.75	3
LARGE	17.25	9.25	9.25	13.5	3

BACKPLATE: Standard: 5 X 9 / Large: 5 x 12

J - Junction Box

FLUSH MOUNT



DIMENSIONS SBLC-5A-FM

	H1	W1	D1	D2	X
STANDARD	12.5	8.5	5.5	—	5
LARGE	14	9.25	6	—	6

J - Junction Box

NOTES: Also available as a post mount. Please inquire for more details. All lanterns are handmade and made to order in Southern California. Dimensions may vary slightly.