

F4

True Wireless Earbuds


User Manual

V20220726



15-MONTH WARRANTY
 ACTIVATE WITHIN 14 DAYS
tranya.com/pages/register-product
 Email: support@tranya.com

PACKAGE LIST



IMPORTANT NOTES

- 1 Register your product on tranya.com to get an EXTRA three-month warranty for free.
- 2 Before using the F4 wireless earbuds, please charge both the case and earbuds.
- 3 If both earbuds don't sync with each other, please reset the earbuds.
- 4 If the earbuds don't charge, please clean the charging slot on the case and the contact surface on the earbuds.



- 5 If the sound becomes low without control, please clean the net inside the earbuds.

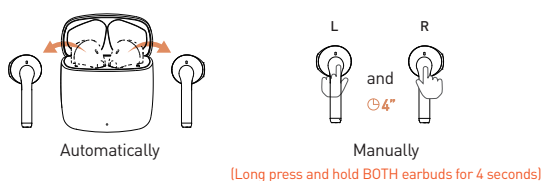
TOUCH CONTROL

Play/Pause		Tap once (L/R)
Previous/Next track		Tap three times (L/R)
Volume down/up		Tap twice (L/R)
Activate Siri/other voice control software		Press and hold for 1 second (L/R)
Reject/End a call		Press and hold for 1 second (L/R)
Answer a call		Tap once (L/R)

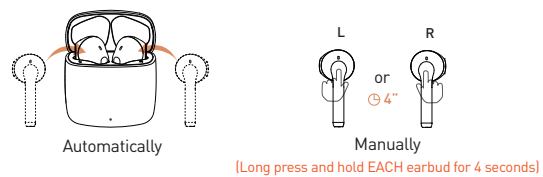
Game Mode on/off
 [Automatically Game Mode off when power off]

Tap 4 times (L/R)

POWER ON




POWER OFF

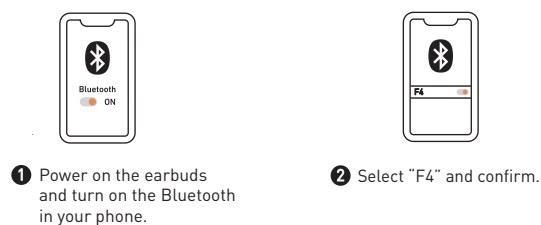


Note: When the charging case is at low battery or out of power, the earbuds will not automatically power on/off, please turn them on/off manually.

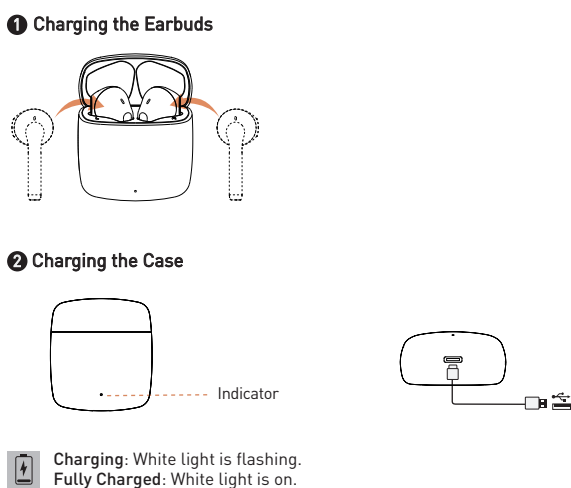
WEARING



CONNECT THE EARBUDS



CHARGING



HOW TO RESET THE EARBUDS

If your earbuds stop syncing with each other, please follow below steps to reset the earbuds:

- 1 Remove the two earbuds from the charging case, then turn them off.
- 2 Make sure the earbuds are off, then keep your fingers in the touch area up to 8 seconds, until the LEDs start flashing.
- 3 The earbuds will sync with each other and enter pairing mode automatically.


FAQ

- Q: Why does signal interruption occur in some places, such as along the railway and the airport?
- A: There are usually lots of underground cable lines along the places mentioned above, which might cause electromagnetic interference and result in the signal interruption.
- Q: My earbuds don't charge, what can I do?
- A: Please try to follow below steps:
1. Clean the charging slot on charging case.
 2. Clean the charging connector on earbuds.

FAQ

- Q: Why won't my earbuds power on/off automatically?
- A: The earbuds would not power off automatically when the case is at low battery or out of power. Please recharge the case. And you can long press for four seconds to power on and long press for four seconds to power off the earbuds.
- Q: Will the Bluetooth mouse cause the signal interference?
- A: Perhaps. When your Bluetooth mouse and earbuds are connected to the same device, it might happen.

Manufacture:
 Name: Dongguan Ka Wo Technology Co., Ltd.
 Address: Room 201, building 3, 15 Silver Lake Road, Kau Yi Tong, Tangxia, Dongguan, Guangdong, China.



For more information, please visit:

tranya.com

For any assistance, email us:

support@tranya.com



Skylimit Service GmbH
 Roedingsmarkt 20
 20459 Hamburg

HUA TENG LIMITED
 3 Glass Street, Hanley,
 Stoke On Trent, ST1 2ET
 United Kingdom

Made in China