

★ GROWING PAINS UNIT SUMMARY ★

No one could say that life in colonial America was easy, yet shipload after shipload of newcomers from all over Europe arrived daily, each person filled with dreams of a better future. Against the backdrop of the French and Indian War, our literature provides glimpses into everyday life and adventure in the colonies. As we explore common values and behaviors of the time through George Washington's writings, alongside compelling issues like indentured servitude and cultural differences, students are challenged to discuss and apply concepts within the framework of family ideals. At the same time, since successful colonies were so closely linked to an area's normal conditions, study of the atmosphere, climate, soil, and weather follows naturally. Building further on the settlement theme, research and mapping states in the New England and Mid-Atlantic regions is enhanced by learning about igneous rocks, and the fun of regional cooking, great games and hands-on activities!

		UNIT AT A GLANCE	
	People in Literature	People in Profiles	Places
PEOPLE AND PLACES	Abigail Adams Sarah Noble George Washington Native Americans	Abigail Adams (DVD) Thomas Paine Samuel Adams Benjamin Franklin (DVD) Paul Revere	<i>New England Region:</i> Massachusetts Connecticut Vermont New Hampshire Rhode Island Maine <i>Mid-Atlantic Region:</i> Pennsylvania New York New Jersey Delaware Great Britain
	Grammar & Writing	Science, History & Geography	Projects & Activities
LESSON 1	Editing Common nouns Capitalization Journaling Picture clues Direct quotations	Colonial life Family background Slavery Atmosphere Washington's Rules of Behavior Weather observation & recording	Watercolor Cooking Spelling Scramble Making a rain gauge
LESSON 2	Editing Long <i>o</i> sounds Punctuation Journaling Dictionary skills	Colonial life Apprenticeship Gravity Mapping Washington's Rules of Behavior	Illustrating Spelling Scramble Spelling Search Word Search Making & playing a Quoin's game
LESSON 3	Editing Review <i>ou, ow, long o</i> sounds Journaling Picture clues	Wind Effects of wind Compass rose Mapping Profile – Samuel Adams Weather observation & recording	Day without electricity Worldview Tic-Tac-Toe Spelling Scramble Cooking Making a Weather Vane Editor's Toolkit Concentration
LESSON 4	Editing Long <i>e</i> sounds Past tense Journaling Picture clues	Colonial life French and Indian Wars Soil formation Video Profile – Ben Franklin Mapping Washington's Rules of Behavior	Dipping Candles Water as a wedge Cooking Making paint
LESSON 5	Editing Suffix <i>-ly</i> Capitalization Homonyms Dictionary skills Direct quotations	Colonial life Rock classifications French & Indian Wars Mapping Intrusive igneous rocks British vs Indian fighting styles Weather observation & recording	Watercolor Spelling Scramble Spelling Search Bingo
LESSON 6	Spelling review Editing review Write "behavior rule" Book review	State review Science review New England Regional summary Mid-Atlantic Regional summary Video Profile – Abigail Adams	Watercolor Spelling Scramble Spelling Search Bingo Examining granite
	Vocabulary review Taking notes Presentation organization Funny stories	History review Character Portrait Weather Chart Timeline	State Scramble State Card Concentration Editor's Toolkit Concentration State I.D. game State Activity CD
		History review Character Portrait Weather Chart Timeline	Earth Science Matching Watercolor Cooking Bingo Unit Presentation

GROWING PAINS - LESSON 1 AT A GLANCE

	<i>The Courage of Sarah Noble</i>	<i>Ambush in the Wilderness</i>	
A. COPYWORK & DICTATION & QUOTATION NOTEBOOK	Part 1	<input type="checkbox"/> Page 1, paragraph 2	<input type="checkbox"/> Page 2, paragraph 1
	Part 2	<input type="checkbox"/> Copy first rule	<input type="checkbox"/> Copy first two rules
	Part 3	<input type="checkbox"/> Page 18, paragraph 1	<input type="checkbox"/> Page 13, paragraph 4
	Part 4	<input type="checkbox"/> Copy first rule	<input type="checkbox"/> Copy first two rules
B. READER		<i>The Courage of Sarah Noble</i>	<i>Ambush in the Wilderness</i>
	Part 1	<input type="checkbox"/> Pages 1-5 (Chapter 1)	<input type="checkbox"/> Page 1-bottom of page 3
	Part 2	<input type="checkbox"/> Page 6 (Chapter 2)-page 10, paragraph 4	<input type="checkbox"/> Page 3, last paragraph-bottom page 6
	Part 3	<input type="checkbox"/> Page 10, paragraph 5-bottom of page 13	<input type="checkbox"/> Page 6, last paragraph-page 12, paragraph 2
	Part 4	<input type="checkbox"/> Pages 14-18	<input type="checkbox"/> Mid-page 12-page 15, paragraph 1
C. READ ALOUD		<i>Abigail Adams</i>	
	Part 1	<input type="checkbox"/> Page 1-top of page 6	<input type="checkbox"/> Discussion, questions
	Part 2	<input type="checkbox"/> Page 6, paragraph 1-page 9, paragraph 7	<input type="checkbox"/> Narration, retell passage
	Part 3	<input type="checkbox"/> Page 9, paragraph 8-end of chapter	<input type="checkbox"/> Discussion, make up question
	Part 4	<input type="checkbox"/> Page 15 (Chapter II)-page 20, paragraph 2	<input type="checkbox"/> Narration, retell passage
D. LANGUAGE SKILLS			
	Part 1	<input type="checkbox"/> <i>ow</i> words <input type="checkbox"/> Spelling list <input type="checkbox"/> Word slips	<input type="checkbox"/> Additional words
	Part 2	<input type="checkbox"/> Mechanics Toolkit <input type="checkbox"/> Edit sentences	<input type="checkbox"/> Edit additional sentences
	Part 3	<input type="checkbox"/> Vocabulary cards <input type="checkbox"/> <i>ow</i> words <input type="checkbox"/> Spelling practice	<input type="checkbox"/> Additional vocabulary cards
	Part 4	<input type="checkbox"/> Find examples	<input type="checkbox"/> Find additional examples
E. HISTORY/SCIENCE			
	Part 1	<input type="checkbox"/> Early Settlement <input type="checkbox"/> Which group? <input type="checkbox"/> Why	<input type="checkbox"/> Response to challenges
	Part 2	<input type="checkbox"/> Definitions <input type="checkbox"/> Tools <input type="checkbox"/> Rain Gauge <input type="checkbox"/> Observe weather	
	Part 3	<input type="checkbox"/> Ethnicity <input type="checkbox"/> Discuss & record <input type="checkbox"/> Observe weather	<input type="checkbox"/> Indentured servants <input type="checkbox"/> Discuss
	Part 4	<input type="checkbox"/> Atmosphere, 1 fact for each layer <input type="checkbox"/> Observe weather	<input type="checkbox"/> Additional fact
F. STATES			
	Part 1	<input type="checkbox"/> Massachusetts	<input type="checkbox"/> Research <input type="checkbox"/> Mapping
	Part 2		<input type="checkbox"/> State Page <input type="checkbox"/> State Cards
	Part 3	<input type="checkbox"/> Connecticut	<input type="checkbox"/> Research <input type="checkbox"/> Mapping
	Part 4		<input type="checkbox"/> State Page <input type="checkbox"/> State Cards
G. DOING			
	Part 1	<input type="checkbox"/> Introduction to watercolor	
	Part 2	<input type="checkbox"/> Interactive Journaling	
	Part 3	<input type="checkbox"/> MA or CT recipe <input type="checkbox"/> Drawing <input type="checkbox"/> Record reactions	
	Part 4	<input type="checkbox"/> Quotation rules <input type="checkbox"/> Rewrite 2 sentences	<input type="checkbox"/> Rewrite 4 sentences
H. INDEPENDENT READING & REVIEW			
	Part 1	<input type="checkbox"/> Steps review <input type="checkbox"/> Picture clues <input type="checkbox"/> 25 min	<input type="checkbox"/> Steps review <input type="checkbox"/> 30 min <input type="checkbox"/> Picture clues <input type="checkbox"/> 30 min
	Part 2	<input type="checkbox"/> Steps review <input type="checkbox"/> Spelling Scramble <input type="checkbox"/> 25 min	<input type="checkbox"/> Steps review <input type="checkbox"/> Spelling Scramble <input type="checkbox"/> 30 min
	Part 3	<input type="checkbox"/> Steps review <input type="checkbox"/> Spelling Search <input type="checkbox"/> 25 min	<input type="checkbox"/> Steps review <input type="checkbox"/> Spelling Search <input type="checkbox"/> 30 min
	Part 4	<input type="checkbox"/> Steps review <input type="checkbox"/> Spelling practice <input type="checkbox"/> 25 min	<input type="checkbox"/> Steps review <input type="checkbox"/> Spelling practice <input type="checkbox"/> 30 min
REVIEW	<input type="checkbox"/> Steps for Thinking review <input type="checkbox"/> Vocabulary review	<input type="checkbox"/> Spelling review <input type="checkbox"/> Thomas Paine profile	<input type="checkbox"/> State activities <input type="checkbox"/> Newcomer game
MATERIALS	<i>The Courage of Sarah Noble</i> <i>Ambush in the Wilderness</i> <i>Eat Your Way Through the USA</i> <i>United States History Atlas</i> <i>Desk Atlas of the United States</i> USA Activity CD	<i>Abigail Adams</i> <i>Weather of North America</i> <i>Watercolor for Young Artists</i> <i>Profiles from History, Vol. 2</i> State Notebook	Student Notebook pages, paper towel, outline map of U.S.; markers, crayons, or colored pencils; index cards, outdoor thermometer; dictionary, newspaper or plastic covering, road map, globe or map of the world; (Part 2) jar with wide opening (glass or plastic), 6-inch ruler or regular ruler; masking tape, permanent marker; (Part 3) ingredients for recipe

GROWING PAINS - LESSON 2 AT A GLANCE

A. COPYWORK & DICTATION & QUOTATION NOTEBOOK	Part 1	<i>The Courage of Sarah Noble</i>	<i>Ambush in the Wilderness</i>	
	Part 2	<input type="checkbox"/> Page 24, paragraph 1 <input type="checkbox"/> Copy first rule	<input type="checkbox"/> Page 17, paragraph 3 <input type="checkbox"/> Copy first two rules	<input type="checkbox"/> Copy all three rules
	Part 3	<input type="checkbox"/> Page 26, paragraph 5 and page 27, paragraph 1	<input type="checkbox"/> Page 23, paragraph 5	<input type="checkbox"/> Copy all three rules
	Part 4	<input type="checkbox"/> Copy first rule	<input type="checkbox"/> Copy first two rules	
B. READER	Part 1	<i>The Courage of Sarah Noble</i>	<i>Ambush in the Wilderness</i>	
	Part 2	<input type="checkbox"/> Pages 19-22 (Chapter 4) <input type="checkbox"/> Pages 23 (Chapter 5)-26	<input type="checkbox"/> Page 15, paragraph 2—bottom of page 18 <input type="checkbox"/> Page 19—bottom of page 22 <input type="checkbox"/> Page 23—top of page 26	
	Part 3	<input type="checkbox"/> Pages 27-32	<input type="checkbox"/> Page 26, paragraph 1—bottom of page 28	
	Part 4	<i>Abigail Adams</i>		
C. READ ALOUD	Part 1	<input type="checkbox"/> Page 20, paragraph 3—page 25, paragraph 2	<input type="checkbox"/> Discussion, make up question	<input type="checkbox"/> Additional questions
	Part 2	<input type="checkbox"/> Page 25, paragraph 3—page 31, paragraph 9	<input type="checkbox"/> Narration, retell passage	
	Part 3	<input type="checkbox"/> Page 31, paragraph 10—page 36, paragraph 8	<input type="checkbox"/> Discussion, questions	
	Part 4	<input type="checkbox"/> Page 36, paragraph 9—top of page 42	<input type="checkbox"/> Narration, retell passage	
D. LANGUAGE SKILLS	Part 1	<input type="checkbox"/> o words <input type="checkbox"/> Spelling list <input type="checkbox"/> Word slips	Additional words	<input type="checkbox"/> Edit additional sentences
	Part 2	<input type="checkbox"/> Mechanics Toolkit <input type="checkbox"/> Edit sentences	<input type="checkbox"/> Edit additional sentences	
	Part 3	<input type="checkbox"/> Vocabulary cards <input type="checkbox"/> o words <input type="checkbox"/> Spelling practice	<input type="checkbox"/> Additional vocabulary cards	<input type="checkbox"/> Edit additional sentences
	Part 4	<input type="checkbox"/> Mechanics Toolkit <input type="checkbox"/> Edit sentences	<input type="checkbox"/> Edit additional sentences	
E. HISTORY/SCIENCE	Part 1	Colonial family <input type="checkbox"/> 4 chores <input type="checkbox"/> Explain <input type="checkbox"/> Observe weather		<input type="checkbox"/> Additional chores <input type="checkbox"/> Explain
	Part 2	<input type="checkbox"/> Heat energy <input type="checkbox"/> Chart <input type="checkbox"/> Exp. <input type="checkbox"/> Heat transfer <input type="checkbox"/> Observe weather		<input type="checkbox"/> Research greenhouse effect. <input type="checkbox"/> 3 facts
	Part 3	<input type="checkbox"/> Family life discussion <input type="checkbox"/> Tradesman Match <input type="checkbox"/> Observe weather		
	Part 4	<input type="checkbox"/> Air pressure, barometer <input type="checkbox"/> Observe weather	<input type="checkbox"/> Weather report	
F. STATES	Part 1	Vermont	Research <input type="checkbox"/> Mapping	
	Part 2		<input type="checkbox"/> State Page <input type="checkbox"/> State Cards	
	Part 3	<input type="checkbox"/> New Hampshire	<input type="checkbox"/> Research <input type="checkbox"/> Mapping	
	Part 4		<input type="checkbox"/> State Page <input type="checkbox"/> State Cards	
G. DOING	Part 1	Make Quilts		
	Part 2	<input type="checkbox"/> Interactive Journaling		
	Part 3	<input type="checkbox"/> VT or NH recipe <input type="checkbox"/> Drawing <input type="checkbox"/> Record reactions		
	Part 4	<input type="checkbox"/> Journaling		
H. INDEPENDENT READING & REVIEW	Part 1	Steps review <input type="checkbox"/> Picture clues <input type="checkbox"/> 25 min	Steps review <input type="checkbox"/> Picture clues <input type="checkbox"/> 30 min	<input type="checkbox"/> Steps review <input type="checkbox"/> 30 min
	Part 2	<input type="checkbox"/> Steps review <input type="checkbox"/> Spelling Scramble <input type="checkbox"/> 25 min	<input type="checkbox"/> Steps review <input type="checkbox"/> Spelling Scramble <input type="checkbox"/> 30 min	<input type="checkbox"/> Spelling Scramble <input type="checkbox"/> 30 min
	Part 3	<input type="checkbox"/> Steps review <input type="checkbox"/> Spelling Search <input type="checkbox"/> 25 min	<input type="checkbox"/> Steps review <input type="checkbox"/> Spelling Search <input type="checkbox"/> 30 min	<input type="checkbox"/> Spelling Search <input type="checkbox"/> 30 min
	Part 4	<input type="checkbox"/> Steps review <input type="checkbox"/> Spelling practice <input type="checkbox"/> 25 min	<input type="checkbox"/> Steps review <input type="checkbox"/> Spelling practice <input type="checkbox"/> 30 min	<input type="checkbox"/> Spelling practice <input type="checkbox"/> 30 min
REVIEW		<input type="checkbox"/> Steps for Thinking review <input type="checkbox"/> Vocabulary review <input type="checkbox"/> Spelling review	<input type="checkbox"/> Map activity <input type="checkbox"/> Watercolor activity <input type="checkbox"/> State activities <input type="checkbox"/> Word Search	
MATERIALS	<p><i>The Courage of Sarah Noble</i> <i>Abigail Adams</i> Student Notebook pages, outline map of U.S.; markers, crayons, or colored pencils, index cards, newspaper or plastic covering, dictionary, string or twine; (Part 1) 30 inches of rope or clothesline, scissors, masking tape, yardstick, straight stick or dowel rod; (Part 3) ingredients for recipe; (Part 4) glass jar or can with straight sides, clear plastic straw, small ball of modeling clay, food coloring, ruler, tape (clear and duct), plastic wrap, rubber band</p> <p><i>Ambush in the Wilderness</i> <i>Weather of North America</i></p> <p><i>Eat Your Way Through the USA</i> <i>Watercolor for Young Artists</i></p> <p><i>State Notebook</i> <i>USA Activity CD</i></p> <p><i>Desk Atlas of the United States</i></p>			

GROWING PAINS - LESSON 3 AT A GLANCE

	<i>The Courage of Sarah Noble</i>	<i>Ambush in the Wilderness</i>	
A. COPYWORK & DICTATION & QUOTATION NOTEBOOK	Part 1	<input type="checkbox"/> Page 43, paragraph 4	<input type="checkbox"/> Page 33, paragraph 4
	Part 2	<input type="checkbox"/> Copy first rule	<input type="checkbox"/> Copy first two rules
	Part 3	<input type="checkbox"/> Page 49, paragraph 3	<input type="checkbox"/> Page 37, paragraph 5
	Part 4	<input type="checkbox"/> Copy first rule	<input type="checkbox"/> Copy first two rules
B. READER		<i>The Courage of Sarah Noble</i>	<i>Ambush in the Wilderness</i>
	Part 1	<input type="checkbox"/> Pages 39 (Chapter 8)—bottom of page 42	<input type="checkbox"/> Page 29—top of page 33
	Part 2	<input type="checkbox"/> Pages 43—bottom of page 48	<input type="checkbox"/> Page 33, paragraph 1–36, paragraph 1
	Part 3	<input type="checkbox"/> Pages 49–54 (end of the book)	<input type="checkbox"/> Mid-page 36–page 39, paragraph 4
C. READ ALOUD	Part 4	<input type="checkbox"/> <i>The Matchlock Gun</i> , Page 1—page 5, paragraph 2	<input type="checkbox"/> Page 39, paragraph 5—top of page 42
		<i>Abigail Adams</i>	
	Part 1	<input type="checkbox"/> Page 42, paragraph 1—end of chapter	<input type="checkbox"/> Discussion, questions
	Part 2	<input type="checkbox"/> Page 48 (Chapter V)—page 53, paragraph 5	<input type="checkbox"/> Narration, retell passage
D. LANGUAGE SKILLS	Part 3	<input type="checkbox"/> Page 53, paragraph 6—end of chapter	<input type="checkbox"/> Discussion, make up question
	Part 4	<input type="checkbox"/> Page 59 (Chapter VI)—65, paragraph 6	<input type="checkbox"/> Narration, retell passage
	Part 1	<input type="checkbox"/> Spelling list <input type="checkbox"/> Word slips <input type="checkbox"/> Categorize	<input type="checkbox"/> Additional sentences
E. HISTORY/SCIENCE	Part 2	<input type="checkbox"/> Mechanics Toolkit 1 <input type="checkbox"/> Examples <input type="checkbox"/> Game <input type="checkbox"/> Sentences	<input type="checkbox"/> Additional funny story
	Part 3	<input type="checkbox"/> Vocabulary cards <input type="checkbox"/> Spelling practice <input type="checkbox"/> Review <input type="checkbox"/> Funny story	<input type="checkbox"/> Additional funny story
	Part 4	<input type="checkbox"/> Mechanics Toolkit 2 <input type="checkbox"/> Example cards <input type="checkbox"/> Game <input type="checkbox"/> Additional examples	<input type="checkbox"/>
F. STATES	Part 1	<input type="checkbox"/> Map overlays <input type="checkbox"/> Observe weather	<input type="checkbox"/> Experiment <input type="checkbox"/> Discuss
	Part 2	<input type="checkbox"/> Winds <input type="checkbox"/> Anemometer <input type="checkbox"/> Observe weather	<input type="checkbox"/>
	Part 3	<input type="checkbox"/> Worldviews <input type="checkbox"/> Worldview Tic-Tac-Toe <input type="checkbox"/> Observe weather	<input type="checkbox"/>
	Part 4	<input type="checkbox"/> Winds <input type="checkbox"/> Comp. Rose <input type="checkbox"/> Weather Vane <input type="checkbox"/> Observe weather	<input type="checkbox"/> Wind systems
G. DOING			
	Part 1	<input type="checkbox"/> Rhode Island	<input type="checkbox"/> Research <input type="checkbox"/> Mapping
	Part 2	<input type="checkbox"/>	<input type="checkbox"/> State Page <input type="checkbox"/> State Cards
	Part 3	<input type="checkbox"/> Maine	<input type="checkbox"/> Research <input type="checkbox"/> Mapping
H. INDEPENDENT READING & REVIEW	Part 4	<input type="checkbox"/>	<input type="checkbox"/> State Page <input type="checkbox"/> State Cards
	Part 1	<input type="checkbox"/> Watercolor activity	<input type="checkbox"/>
	Part 2	<input type="checkbox"/> Interactive journaling	<input type="checkbox"/>
I. REVIEW	Part 3	<input type="checkbox"/> RI or ME recipe <input type="checkbox"/> Drawing <input type="checkbox"/> Record reactions	<input type="checkbox"/>
	Part 4	<input type="checkbox"/> Writing dialogue <input type="checkbox"/> Rewrite 2 sentences	<input type="checkbox"/>
	Part 1	<input type="checkbox"/> Steps review <input type="checkbox"/> Picture clues <input type="checkbox"/> 25 min	<input type="checkbox"/> Steps review <input type="checkbox"/> Picture clues <input type="checkbox"/> 30 min
J. MATERIALS	Part 2	<input type="checkbox"/> Steps review <input type="checkbox"/> Spelling Scramble <input type="checkbox"/> 25 min	<input type="checkbox"/> Steps review <input type="checkbox"/> Spelling Scramble <input type="checkbox"/> 30 min
	Part 3	<input type="checkbox"/> Steps review <input type="checkbox"/> Spelling Search <input type="checkbox"/> 25 min	<input type="checkbox"/> Steps review <input type="checkbox"/> Spelling Search <input type="checkbox"/> 30 min
	Part 4	<input type="checkbox"/> Steps review <input type="checkbox"/> Spelling practice <input type="checkbox"/> 25 min	<input type="checkbox"/> Steps review <input type="checkbox"/> Spelling practice <input type="checkbox"/> 30 min
	Part 5	<input type="checkbox"/> Steps for Thinking review <input type="checkbox"/> Vocabulary review <input type="checkbox"/> Spelling review	<input type="checkbox"/> Map activity <input type="checkbox"/> Samuel Adams profile <input type="checkbox"/> State activities <input type="checkbox"/> Word Scramble
<p>Student Notebook pages, outline map of U.S.; markers, crayons, or colored pencils, index cards, stopwatch or watch with a second hand, dictionary, newspaper or plastic covering, balloon; (Part 2) 4 small paper cups, scissors, hole punch or awl, duct tape, 3 straws, empty water bottle, marker, stopwatch or watch with second hand; (Part 3) ingredients for recipe; (Part 4) glue, tape, Exacto knife, push-pin, ruler, marker, compass rose (from Student Notebook), paper or styrofoam plate, ¼ inch dowel rod or straight stick; 16 feet of crepe paper, tissue, or ribbon streamers</p>			

GROWING PAINS UNIT - LESSON 4 AT A GLANCE




	<i>The Matchlock Gun</i>	<i>Ambush in the Wilderness</i>	
A. COPYWORK & DICTATION & QUOTATION NOTEBOOK	Part 1	<input type="checkbox"/> Page 5, paragraph 1	<input type="checkbox"/> Page 46, paragraph 1
	Part 2	<input type="checkbox"/> Copy first rule	<input type="checkbox"/> Copy first two rules
	Part 3	<input type="checkbox"/> Page 12, paragraph 1	<input type="checkbox"/> Page 48, paragraph 9 and page 49, paragraph 1
	Part 4	<input type="checkbox"/> Copy first rule	<input type="checkbox"/> Copy first two rules
B. READER	Part 1	<i>The Matchlock Gun</i> <input type="checkbox"/> Page 5, paragraph 3–page 10, paragraph 1	<i>Ambush in the Wilderness</i> <input type="checkbox"/> Page 42, paragraph 1–bottom of page 45
	Part 2	<input type="checkbox"/> Page 10, paragraph 2–page 13	<input type="checkbox"/> Page 46–top of page 49
	Part 3	<input type="checkbox"/> Pages 14–17	<input type="checkbox"/> Mid-page 49–top of page 52
	Part 4	<input type="checkbox"/> Pages 18 (Chapter III)-22	<input type="checkbox"/> Page 52, paragraph 1–page 54
C. READ ALOUD	Part 1	<i>Abigail Adams</i> <input type="checkbox"/> Page 65, paragraph 1–page 70, paragraph 8	Discussion, make up questions <input type="checkbox"/> Additional questions
	Part 2	<input type="checkbox"/> Page 70, paragraph 9–top of page 76	<input type="checkbox"/> Narration, retell passage
	Part 3	<input type="checkbox"/> Page 76, paragraph 1–page 81, paragraph 3	<input type="checkbox"/> Discussion, questions
	Part 4	<input type="checkbox"/> Page 81, paragraph 4–page 86, paragraph 8	<input type="checkbox"/> Narration, retell passage
D. LANGUAGE SKILLS	Part 1	<input type="checkbox"/> e words <input type="checkbox"/> Spelling list <input type="checkbox"/> Word slips	Additional words
	Part 2	<input type="checkbox"/> Mechanics Toolkit <input type="checkbox"/> Edit sentences	<input type="checkbox"/> Edit additional sentences
	Part 3	<input type="checkbox"/> Vocabulary cards <input type="checkbox"/> e words <input type="checkbox"/> Spelling practice	
	Part 4	<input type="checkbox"/> Mechanics Toolkit <input type="checkbox"/> Make up examples	
E. HISTORY/SCIENCE	Part 1	Label map <input type="checkbox"/> Discussion <input type="checkbox"/> Observe weather	
	Part 2	<input type="checkbox"/> Weathering <input type="checkbox"/> Terms <input type="checkbox"/> Water Wedge <input type="checkbox"/> Observe weather	
	Part 3	<input type="checkbox"/> Drive Thru-Ben Franklin <input type="checkbox"/> j25 <input type="checkbox"/> Observe weather	<input type="checkbox"/> Additional weathering agents
	Part 4	<input type="checkbox"/> Soil <input type="checkbox"/> Types <input type="checkbox"/> Quote <input type="checkbox"/> Observe weather	<input type="checkbox"/> Soil formation
F. STATES	Part 1	Pennsylvania	Research <input type="checkbox"/> Mapping
	Part 2		<input type="checkbox"/> State Page <input type="checkbox"/> State Cards
	Part 3	<input type="checkbox"/> New York	<input type="checkbox"/> Research <input type="checkbox"/> Mapping
	Part 4		<input type="checkbox"/> State Page <input type="checkbox"/> State Cards
G. DOING	Part 1	Dipping candles	
	Part 2	<input type="checkbox"/> Interactive Journaling	
	Part 3	<input type="checkbox"/> PA or NY recipe <input type="checkbox"/> Drawing <input type="checkbox"/> Record reactions	
	Part 4	<input type="checkbox"/> Journaling	
H. INDEPENDENT READING & REVIEW	Part 1	Steps review <input type="checkbox"/> Picture clues <input type="checkbox"/> 25 min	Steps review <input type="checkbox"/> Picture clues <input type="checkbox"/> 30 min
	Part 2	<input type="checkbox"/> Steps review <input type="checkbox"/> Spelling Scramble <input type="checkbox"/> 25 min	<input type="checkbox"/> Steps review <input type="checkbox"/> Spelling Scramble <input type="checkbox"/> 30 min
	Part 3	<input type="checkbox"/> Steps review <input type="checkbox"/> Spelling Search <input type="checkbox"/> 25 min	<input type="checkbox"/> Steps review <input type="checkbox"/> Spelling Search <input type="checkbox"/> 30 min
	Part 4	<input type="checkbox"/> Steps review <input type="checkbox"/> Spelling practice <input type="checkbox"/> 25 min	<input type="checkbox"/> Steps review <input type="checkbox"/> Spelling practice <input type="checkbox"/> 30 min
REVIEW	<input type="checkbox"/> Steps for Thinking review <input type="checkbox"/> Vocabulary review <input type="checkbox"/> Spelling review	<input type="checkbox"/> Map activity <input type="checkbox"/> Watercolor activity <input type="checkbox"/> Spelling review	<input type="checkbox"/> State activities <input type="checkbox"/> Crossword puzzle
MATERIALS	<i>The Matchlock Gun</i> <i>Ambush in the Wilderness</i> <i>Ear Your Way Through the USA</i> <i>Desk Atlas of the United States</i> <i>Discovering America's Founders</i> DVD	<i>Abigail Adams</i> <i>Watercolor for Young Artists</i> <i>State Notebook</i> <i>USA Activities</i> CD	Student Notebook pages, outline map of U.S.; markers, crayons, or colored pencils; index cards, paper cup, flour, dictionary, newspaper or plastic cover, DVD player, paper towel; Weather Station: rain gauge, outdoor thermometer, barometer, anemometer, stopwatch or watch with second hand, weather vane; (Part 1) 2 pounds of paraffin, 24 inch candle wicking or cotton string, 48-oz. juice can (or similar container), 3-4 quart saucepan, candy thermometer, 2-3 paint stir sticks, several small screw nuts, paper and pencil, ice, scissors, marker, yardstick, paring knife; (Part 3) ingredients for recipe; (Part 5) 4 teabags, small saucepan, small, sealable container (½ cup)




GROWING PAINS UNIT - LESSON 5 AT A GLANCE




	<i>The Matchlock Gun</i>	<i>Ambush in the Wilderness</i>	
A. COPYWORK & DICTATION & QUOTATION NOTEBOOK	Part 1	<input type="checkbox"/> Bottom, page 19—page 20 rest of paragraph	<input type="checkbox"/> Page 57, paragraphs 6-8
	Part 2	<input type="checkbox"/> Copy first rule	<input type="checkbox"/> Copy first two rules
	Part 3	<input type="checkbox"/> Page 40, paragraph 3—page 41, paragraph 4	<input type="checkbox"/> Page 68, paragraphs 1-2
	Part 4	<input type="checkbox"/> Copy first rule	<input type="checkbox"/> Copy first two rules
B. READER		<i>The Matchlock Gun</i>	<i>Ambush in the Wilderness</i>
	Part 1	<input type="checkbox"/> Pages 23 (Chapter IV)—27, paragraph 2	<input type="checkbox"/> Pages 56 (Chapter Seven)—bottom of page 58
	Part 2	<input type="checkbox"/> Page 27, paragraph 3—page 31	<input type="checkbox"/> Pages 60-62
	Part 3	<input type="checkbox"/> Pages 32 (Chapter V)—top of 38	<input type="checkbox"/> Page 63—page 66, paragraph 8
C. READ ALOUD	Part 4	<input type="checkbox"/> Page 38, paragraph 1—page 42	<input type="checkbox"/> Page 66, last paragraph—page 69
		<i>Abigail Adams</i>	
	Part 1	<input type="checkbox"/> Page 86, paragraph 9—page 91, paragraph 5	<input type="checkbox"/> Discussion, questions
	Part 2	<input type="checkbox"/> Page 91, paragraph 6—page 95, paragraph 7	<input type="checkbox"/> Narration, retell passage
D. LANGUAGE SKILLS	Part 3	<input type="checkbox"/> Page 95, last paragraph—page 102, paragraph 2	<input type="checkbox"/> Discussion, make up question
	Part 4	<input type="checkbox"/> Page 102, paragraph 3—page 107, paragraph 1	<input type="checkbox"/> Narration, retell passage
	Part 1	<input type="checkbox"/> <i>ly</i> words <input type="checkbox"/> Spelling list <input type="checkbox"/> Word slips	<input type="checkbox"/> Additional words
E. HISTORY/SCIENCE	Part 2	<input type="checkbox"/> Mechanics Toolkit <input type="checkbox"/> Edit sentences	<input type="checkbox"/> Edit additional sentences
	Part 3	<input type="checkbox"/> Vocabulary cards <input type="checkbox"/> <i>ly</i> word <input type="checkbox"/> Spelling practice	
	Part 4	<input type="checkbox"/> Mechanics Toolkit <input type="checkbox"/> Make up examples	
F. STATES	Part 1	<input type="checkbox"/> Historical postscript <input type="checkbox"/> Discuss <input type="checkbox"/> List <input type="checkbox"/> Observe weather	<input type="checkbox"/> Minerals that are elements
	Part 2	<input type="checkbox"/> Rocks <input type="checkbox"/> Definitions <input type="checkbox"/> Drawing <input type="checkbox"/> Observe weather	
	Part 3	<input type="checkbox"/> Map overlay <input type="checkbox"/> Reactions to Fr & In War <input type="checkbox"/> Observe weather	<input type="checkbox"/> Reaction to Line of Proclamation
	Part 4	<input type="checkbox"/> Igneous rock <input type="checkbox"/> Granite activity <input type="checkbox"/> Observe weather	<input type="checkbox"/> Additional activity
G. DOING			
	Part 1	<input type="checkbox"/> New Jersey	<input type="checkbox"/> Research <input type="checkbox"/> Mapping
	Part 2		<input type="checkbox"/> State Page <input type="checkbox"/> State Cards
	Part 3	<input type="checkbox"/> Delaware	<input type="checkbox"/> Research <input type="checkbox"/> Mapping
H. INDEPENDENT READING & REVIEW	Part 4	<input type="checkbox"/> Watercolor activity	<input type="checkbox"/> State Page <input type="checkbox"/> State Cards
	Part 1	<input type="checkbox"/> Watercolor activity	
	Part 2	<input type="checkbox"/> Interactive Journaling	
I. REVIEW	Part 3	<input type="checkbox"/> NJ or DE recipe <input type="checkbox"/> Drawing <input type="checkbox"/> Record reactions	<input type="checkbox"/> Additional questions (total of 4)
	Part 4	<input type="checkbox"/> Dialogue <input type="checkbox"/> 3 questions	<input type="checkbox"/> Additional questions (total of 6)
	Part 1	<input type="checkbox"/> Steps review <input type="checkbox"/> Picture clues <input type="checkbox"/> 25 min	<input type="checkbox"/> Steps review <input type="checkbox"/> Picture clues <input type="checkbox"/> 30 min
J. MATERIALS	Part 2	<input type="checkbox"/> Steps review <input type="checkbox"/> Spelling Scramble <input type="checkbox"/> 25 min	<input type="checkbox"/> Steps review <input type="checkbox"/> Spelling Scramble <input type="checkbox"/> 30 min
	Part 3	<input type="checkbox"/> Steps review <input type="checkbox"/> Spelling Search <input type="checkbox"/> 25 min	<input type="checkbox"/> Steps review <input type="checkbox"/> Spelling Search <input type="checkbox"/> 30 min
	Part 4	<input type="checkbox"/> Steps review <input type="checkbox"/> Spelling practice <input type="checkbox"/> 25 min	<input type="checkbox"/> Steps review <input type="checkbox"/> Spelling practice <input type="checkbox"/> 30 min
	Part 5	<input type="checkbox"/> Steps for Thinking review <input type="checkbox"/> Vocabulary review <input type="checkbox"/> Spelling review	<input type="checkbox"/> Steps review <input type="checkbox"/> Growing Pains Bingo <input type="checkbox"/> Vocabulary Charades
<i>The Matchlock Gun</i> <i>Ambush in the Wilderness</i> <i>Eat Your Way Through the USA</i> <i>Profiles from History, Vol. 2</i> <i>Desk Atlas of the United States</i> <i>USA Activity CD</i>		Student Notebook pages, Rock Study Kit; markers, crayons or colored pencils; index cards, pocket knife, magnifying glass, dictionary, newspaper or plastic covering, outline map of U.S.; Weather Station: rain gauge, outdoor thermometer, barometer, anemometer, stopwatch or watch with second hand, weather vane; (Part 3) ingredients for recipe	

GROWING PAINS UNIT - LESSON 6 AT A GLANCE

	<i>The Matchlock Gun</i>	<i>Ambush in the Wilderness</i>	<i>Ambush in the Wilderness</i>
A. COPYWORK & DICTATION & QUOTATION NOTEBOOK	Part 1	<input type="checkbox"/> Favorite quotation, Why?	<input type="checkbox"/> Example
	Part 2	<input type="checkbox"/> Page 51, mid-paragraph—end of paragraph	<input type="checkbox"/> Page 75, paragraphs 2 & 3
	Part 3	<input type="checkbox"/> Make up quotation <input type="checkbox"/> Discussion	<input type="checkbox"/> Make up quotation <input type="checkbox"/> Application
	Part 4	<input type="checkbox"/> Top page 60—next 2 paragraphs	<input type="checkbox"/> Page 80, paragraph 9—page 81, paragraph 2
B. READER	Part 1	<i>The Matchlock Gun</i>	<i>Ambush in the Wilderness</i>
	Part 2	<input type="checkbox"/> Pages 43–47 (Chapter VII)	<input type="checkbox"/> Page 70 (Chapter Nine)—page 73, paragraph 3
	Part 3	<input type="checkbox"/> Pages 48–53 (Chapter VIII)	<input type="checkbox"/> Page 73, paragraph 4—page 75
	Part 4	<input type="checkbox"/> Page 54 (Chapter IX)—bottom page 57 <input type="checkbox"/> Bottom of page 57—bottom of page 62	<input type="checkbox"/> Pages 76 (Chapter Ten)—bottom of page 78 <input type="checkbox"/> Pages 79—bottom of page 83
C. READ ALOUD	Part 1	<i>Abigail Adams</i>	<i>Ambush in the Wilderness</i>
	Part 2	<input type="checkbox"/> Page 107, paragraph 2—bottom of page 112	<input type="checkbox"/> Discussion, make up question
	Part 3	<input type="checkbox"/> Top of page 113—page 118, paragraph 4	<input type="checkbox"/> Narration, retell passage
	Part 4	<input type="checkbox"/> Page 118, paragraph 5—top of page 124 <input type="checkbox"/> Page 124, paragraph 1—end of book	<input type="checkbox"/> Discussion, questions <input type="checkbox"/> Narration, retell passage
D. LANGUAGE SKILLS	Part 1	<input type="checkbox"/> Spelling review <input type="checkbox"/> Categorize	<input type="checkbox"/> Additional questions
	Part 2	<input type="checkbox"/> Mechanics Toolkit 3 <input type="checkbox"/> Examples <input type="checkbox"/> Game <input type="checkbox"/> Sentences	<input type="checkbox"/> Additional sentences
	Part 3	<input type="checkbox"/> Vocabulary review <input type="checkbox"/> Spelling review <input type="checkbox"/> Funny story	<input type="checkbox"/> Additional funny story
	Part 4	<input type="checkbox"/> Mechanics Toolkit 4 <input type="checkbox"/> Examples <input type="checkbox"/> Game <input type="checkbox"/> Sentences	<input type="checkbox"/> Additional funny story
E. HISTORY/SCIENCE	Part 1	<input type="checkbox"/> Drive Thru-Abigail Adams <input type="checkbox"/> Video Profile <input type="checkbox"/> Obs. weather	
	Part 2	<input type="checkbox"/> Weather chart <input type="checkbox"/> Connections	
	Part 3	<input type="checkbox"/> Character Portrait	<input type="checkbox"/> Additional Character Portrait
	Part 4	<input type="checkbox"/> Weather & Soil Matching	
F. STATES	Part 1	<input type="checkbox"/> Review with State Cards	
	Part 2	<input type="checkbox"/> State scramble <input type="checkbox"/> Regional summary <input type="checkbox"/> State Scramble	
	Part 3	<input type="checkbox"/> State Card Concentration	
	Part 4	<input type="checkbox"/> Regional summary <input type="checkbox"/> State I.D. game	
G. DOING	Part 1	<input type="checkbox"/> Watercolor activity	
	Part 2	<input type="checkbox"/> Unit Presentation	
	Part 3	<input type="checkbox"/> Questions <input type="checkbox"/> Choose a recipe	
	Part 4	<input type="checkbox"/> Book review	
H. INDEPENDENT READING		25 minutes daily <input type="checkbox"/> <input type="checkbox"/> <input type="checkbox"/> <input type="checkbox"/>	30 minutes daily <input type="checkbox"/> <input type="checkbox"/> <input type="checkbox"/> <input type="checkbox"/>
	Part 5	<input type="checkbox"/> Steps for Thinking review <input type="checkbox"/> Vocabulary review <input type="checkbox"/> Fun story <input type="checkbox"/> Timeline activity <input type="checkbox"/> Unit Presentation	<input type="checkbox"/> Growing Pains Bingo
MATERIALS	<i>The Matchlock Gun</i> <i>Ambush in the Wilderness</i> <i>Eat Your Way Through the USA</i> <i>Discovering America's Founders</i> : DVD	<i>Abigail Adams</i> <i>Watercolor for Young Artists</i>	Student Notebook pages; markers, crayons, or colored pencils; newspaper or plastic covering; Rock Study Kit; pocket knife, outline map of U.S., DVD player, (Part 3) ingredients for recipe

	Skills & Topics			
THINKING SKILLS	Analyzing information	•	•	•
	Categorizing	•	•	•
	Compare and contrast	•	•	•
	Comprehension	•	•	•
	Deductive reasoning	•	•	•
	Discussion	•	•	•
	Drawing conclusions	•	•	•
	Evaluating information	•	•	•
	Fact and opinion	•	•	•
	Following directions	•	•	•
	Identifying examples	•	•	•
	Inductive reasoning	•	•	•
	Listening skills	•	•	•
	Main idea	•	•	•
	Making inferences	•	•	•
	Narration	•	•	•
	Observation skills	•	•	•
	Organizational skills	•	•	•
	Point of view	•	•	•
	Sequencing	•	•	•
	Summarizing	•	•	•
	Symbolism	•	•	•
	Synthesizing information	•	•	•
Using context	•	•	•	
Questioning skills	•	•	•	
Review/evaluation	•	•	•	
LANGUAGE SKILLS	Adverbs	•	•	•
	Base words	•	•	•
	Decoding	•	•	•
	Dictionary/Thesaurus skills	•	•	•
	Editing	•	•	•
	Presentation skills	•	•	•
	Proofreading	•	•	•
	Proper nouns	•	•	•
	Punctuation:			
	Articles	•	•	•
	Capitalization	•	•	•
	Commas	•	•	•
	Ending punctuation	•	•	•
	Quotation marks	•	•	•
	Reading for enjoyment	•	•	•
	Reading with understanding	•	•	•
	Research/reference skills	•	•	•
	Sentence skills	•	•	•
	Spelling strategies	•	•	•
	Suffix	•	•	•
	Syllabication	•	•	•
	Vocabulary	•	•	•
	Word usage	•	•	•

	Skills & Topics			
WRITING	Book reviews	•	•	•
	Character portraits	•	•	•
	Composition	•	•	•
	Dialogue	•	•	•
	Direct quotations	•	•	•
	Interactive writing	•	•	•
	Journaling	•	•	•
	List making	•	•	•
	Maintaining a log	•	•	•
	Note taking	•	•	•
	Paragraph writing	•	•	•
	Recording observations	•	•	•
	Revision	•	•	•
Sentence skills	•	•	•	
Word banks	•	•	•	
EARTH SCIENCE	Air pressure	•	•	•
	Atmosphere	•	•	•
	Charts/graphs	•	•	•
	Elements	•	•	•
	Experimenting	•	•	•
	Gravity	•	•	•
	Greenhouse effect	•	•	•
	Heat transfer	•	•	•
	Minerals/rocks	•	•	•
	Periodic Table	•	•	•
	Radiant energy	•	•	•
	Soil formation	•	•	•
	Types of soil	•	•	•
	Weather observations/measurements:			
	Anemometer	•	•	•
	Barometer	•	•	•
	Rain gauge	•	•	•
	Thermometer	•	•	•
	Windsock	•	•	•
	Weathering	•	•	•
Weather sayings	•	•	•	
Wind	•	•	•	
Wind systems	•	•	•	
ART, DOING & MUSIC	Candle-making	•	•	•
	Cooking	•	•	•
	Drawing	•	•	•
	Early American games: Quoits	•	•	•
	Illustration	•	•	•
	Making paint	•	•	•
	Watercolor painting:			
	Basic technique	•	•	•
	Color mixing	•	•	•

Skills & Topics			
Boston Tea Party	•	•	•
British Isles	•	•	•
Ethnicity	•	•	•
French and Indian War	•	•	•
Historical maps	•	•	•
Historical figures:			
Abigail Adams	•	•	•
Samuel Adams	•	•	•
John Audubon	•	•	•
Benjamin Franklin	•	•	•
Thomas Paine	•	•	•
Paul Revere	•	•	•
Historical postscripts	•	•	•
Line of Proclamation	•	•	•
Map skills:			
Compass rose	•	•	•
Legends, keys	•	•	•
Mapmaking	•	•	•
Map reading	•	•	•
Native Americans	•	•	•
Physical maps	•	•	•
Political maps	•	•	•
State information:			
Abbreviation	•	•	•
Bodies of water	•	•	•
Capitals	•	•	•
Highest point	•	•	•
Land Area	•	•	•
National parks	•	•	•
Physical features	•	•	•
Population	•	•	•
Regions	•	•	•
Year of statehood	•	•	•
States:			
Connecticut	•	•	•
Delaware	•	•	•
Maine	•	•	•
Massachusetts	•	•	•
New Hampshire	•	•	•
New Jersey	•	•	•
New York	•	•	•
Pennsylvania	•	•	•
Rhode Island	•	•	•
Vermont	•	•	•
Timeline	•	•	•
Trades	•	•	•
Types of settlers	•	•	•
Worldview	•	•	•