



★ STUDENT NOTEBOOK ★

THIRD EDITION

UNIT

1

*Paths of Exploration*  
Student Notebook

by Debbie Strayer and Cindy Wiggers

**Unit 1: Columbus**  
**Raccoon**  
**5th Grade**

Copyright 2009, 2011, 2013,  
Third Edition 2016

ISBN: 9781628630435

All rights reserved. Pages from this document may be copied by the original purchaser for personal and household use only. Such reproductions may not be sold or given away. Except for the limited authorization stated above, no part of these pages may be reproduced or transmitted in any form or by any means, electronic or mechanical, including photocopying, recording, or by any information storage and retrieval system, without permission from the publisher in writing.

Published by Geography Matters®  
800-426-4650  
[www.geomatters.com](http://www.geomatters.com)

## **Instructions**

These Student Notebook pages are designed to be used with *Paths of Exploration*, a complete elementary curriculum for grades 3 through 5. Each page is designed specifically to correspond to assignments given in the curriculum. Use the lesson, part, and subject noted at the bottom of each page to match notebook pages with assignments.





## Copywork or Dictation

*Christopher Columbus: page 4, paragraph 4*

---

---

---

---

---

---

---

---

---

---

---

---

---

---

---

---

---

---

---

---

---

---

---

- I read pages 1-2 in my reader.
- I read one or two pages in my read-aloud book.
- I participated in the discussion activity.

### Spelling

high  
night

light  
might

fight  
flight

right  
sight

---

---

Long, silly sentence

---

---

---

---

*un*

Meaning

<hr/> <hr/> <hr/> <hr/> <hr/> <hr/> <hr/> <hr/>	<hr/> <hr/> <hr/> <hr/> <hr/> <hr/> <hr/> <hr/>
---	---

# Word Study

port

My definition: \_\_\_\_\_

\_\_\_\_\_

\_\_\_\_\_

Dictionary definition: \_\_\_\_\_

\_\_\_\_\_

\_\_\_\_\_

Port cities in the U.S.


\_\_\_\_\_

\_\_\_\_\_

\_\_\_\_\_

\_\_\_\_\_

# Compass Rose



Label:

North with N

East with E

South with S

West with W

Label:

Northeast with NE

Northwest with NW

Southeast with SE

Southwest with SW



# Birthday

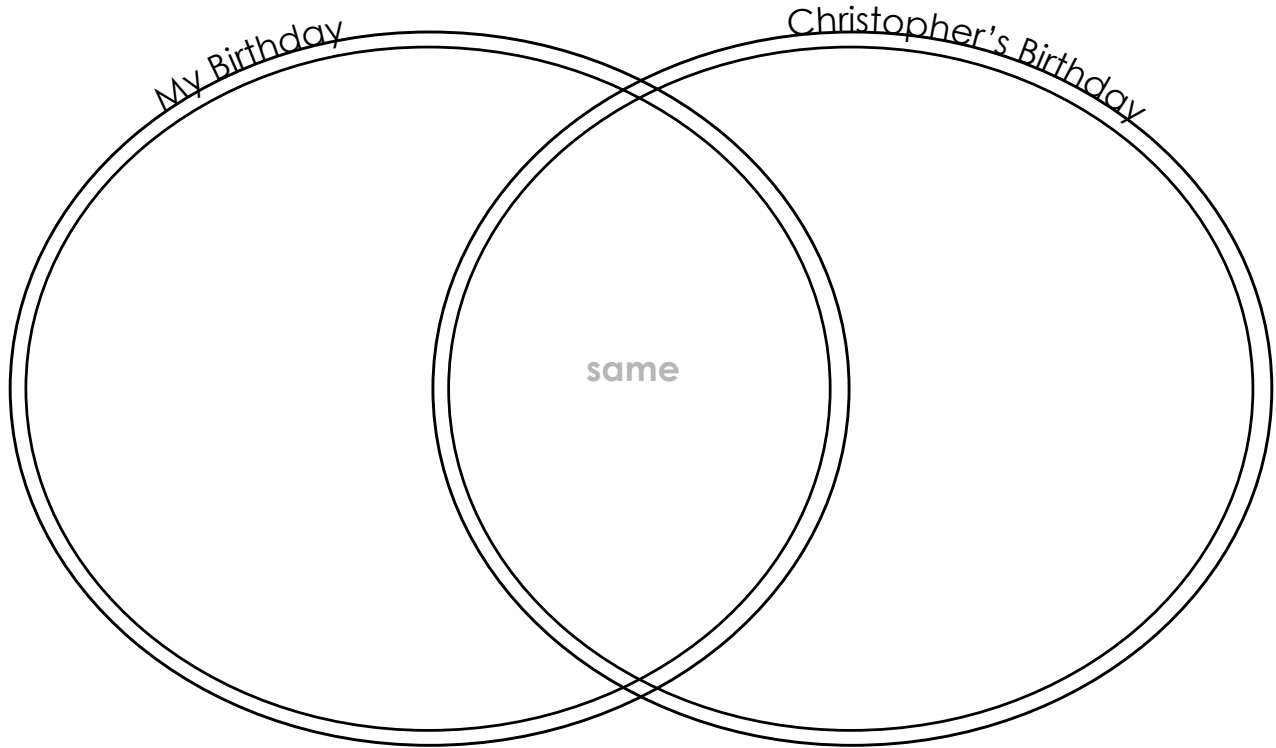
My birthday

Christopher's birthday

_____	_____
_____	_____
_____	_____
_____	_____
_____	_____
_____	_____
_____	_____
_____	_____

Same as Christopher's

_____
_____
_____



Venn diagram

## Steps for Thinking Review

\_\_\_\_\_ are made for a \_\_\_\_\_.

## Spelling Pictures

--	--

\_\_\_\_\_

--	--

\_\_\_\_\_

## Copywork or Dictation

*Christopher Columbus*: page 8, paragraph 2

---

---

---

---

---

---

---

---

---

---

---

---

---

---

---

---

---

---

---

---

---

---

---

---

---

---

---

---

---

---

- I read pages 3-4 in my reader.
- I read one or two pages in my read-aloud book.
- I participated in the narration activity.

## What Am I?

sigh

night

bright

flight

high

light

fright

right

thigh

might

fight

sight

I am dark and come after daytime. What am I? \_\_\_\_\_

I am not down low. I am up. What am I? \_\_\_\_\_

am not a good thing for you to do with someone else.

What am I? \_\_\_\_\_

I am not on your left side, I am on the other side.

What am I? \_\_\_\_\_

I am what the sun brings each day. What am I? \_\_\_\_\_

I am a trip on an airplane. What am I? \_\_\_\_\_

## What Am I?

1. \_\_\_\_\_

\_\_\_\_\_

2. \_\_\_\_\_

\_\_\_\_\_

3. \_\_\_\_\_

\_\_\_\_\_

4. \_\_\_\_\_

\_\_\_\_\_

5. \_\_\_\_\_

\_\_\_\_\_

6. \_\_\_\_\_

\_\_\_\_\_

\_\_\_\_\_

## Word Study

kneel \_\_\_\_\_ come \_\_\_\_\_

sit \_\_\_\_\_ know \_\_\_\_\_

strange

Two strange things:

---

---

Definition: \_\_\_\_\_

---

---

Synonym: \_\_\_\_\_

### Places Columbus visited

Bordering the Mediterranean

---

---

---

---

---

Outside of the Mediterranean

---

---

---

---

## A Trip to My Favorite Store

---

---

---

---

---

---

---

---

---

---

---

---

---

---

---

---

---

---


---

---

---


---

---



Include a picture if you would like to show your trip.

# Rug Designs





## Steps for Thinking Review

Knowing the \_\_\_\_\_ for a journey helps you understand  
the \_\_\_\_\_ people make along the way.

## Spelling Scramble

1. tihrgb \_\_\_\_\_
2. hhgi \_\_\_\_\_
3. lifhtg \_\_\_\_\_
4. hirtg \_\_\_\_\_
5. hhigt \_\_\_\_\_
6. hifgt \_\_\_\_\_
7. higt n \_\_\_\_\_
8. hgsi \_\_\_\_\_
9. tshig \_\_\_\_\_
10. githl \_\_\_\_\_
11. ghtim \_\_\_\_\_
12. rtghfi \_\_\_\_\_





## Word Study

One syllable words

---

---

---

Two syllable words

---

---

Three syllable word

---

Spelling practice

---

---

---

---

---

---

---

Words beginning with *re*

---

---

---

Making the meaning clear

---

---

---

---

# Writing

## Capitalization

*October 1, 2006 - Ashley and I got up early. We packed our suitcases and went downstairs to eat breakfast. It was a beautiful morning, even though it was chilly outside. After eating, I checked out of the hotel and Ashley put our things in the car. By 7:30 A.M. we were leaving Cheyenne, Wyoming, driving east towards St. Louis, Missouri. The leaves on the trees were bright red, yellow, and orange.*

Places

Person

---

---

---

---

---

---

Begin the sentence

Abbreviation

---

---

---

---

---

---

---

---

# Journal

\_\_\_\_\_ (date)

---

---

---

---

---

---

---

---

---

---

How this event made you feel:

---

---

---

---

---

---

---

---

## Steps for Thinking Review

\_\_\_\_\_ ahead and making \_\_\_\_\_  
are essential for a successful journey.

## Spelling Search

X M Q X L H K D W H H G S M E C O N I  
 B B Z A B G O Y I O U J H Y D W Y G E  
 I V F C L I F Z B K N I R N C M F G O  
 E Y D R H H X L R Z T K C T I Y M Z B  
 M V C F I T K W M R H J T I Y P C P Y  
 I V D Y G G P Y I I G Z H H T N D W Y  
 G Z H K H I H I L G I I G D U M X S O  
 H V O B X U K T D H R T I Q J H I J A  
 T F D R B V G U X T B F L S E G M C F  
 J O D V L M S G H S Y I F S H D Q A Y  
 T Y D E T H G I F J G S W P X O T F Z  
 T H G I S G I C N H S N A F M H B X B  
 A A K Y I J Y V T Q K I T Z G J W S Q  
 L D K E M G L Q K F J D T I L I J Q C  
 W Y G D F L W Z F N Q J N O Y G E U M

fight

flight

high

light

might

night

right

sight

thigh

sigh

bright

fright





### Copywork or Dictation

*Christopher Columbus*: page 20, paragraph 3

---



---



---



---



---



---



---



---



---



---



---



---



---



---



---



---



---



---



---



---



---



---



---

- I read pages 8-10 in my reader.
- I read one or two pages in my read-aloud book.
- I participated in the narration activity.

## **Grammar Scout**

*Meet Christopher Columbus: page 10*

Nouns:

---

---

---

---

---

---

---

---

---

---

---

---

---

---

Give yourself one point for each noun you find.

Grammar Scout points: \_\_\_\_\_

## Word Study

*Meet Christopher Columbus* pages 8–9

3 Syllable Words

_____	_____
_____	_____
_____	_____
_____	_____
_____	_____

*Meet Christopher Columbus* Chapter 3

Five things that happened to Christopher Columbus:

1. \_\_\_\_\_
2. \_\_\_\_\_
3. \_\_\_\_\_
4. \_\_\_\_\_
5. \_\_\_\_\_

*Christopher Columbus* pages 19-22

Events that took place:

_____
_____
_____
_____
_____
_____
_____

# Word Study

## Spelling Practice


_____	_____
_____	_____
_____	_____
_____	_____
_____	_____
_____	_____

# Practicing Shapes

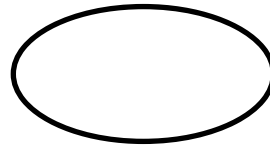
for drawing maps




rectangle



circle




oval




square

My Kitchen




Outside My Home



# My Trip To

name the place



Phrases that tell why I went here:

---

---

---

---

---

---


---

---

---

# This Is Where I'd Like to Go

name the place



I want to go to \_\_\_\_\_ because

\_\_\_\_\_

\_\_\_\_\_

\_\_\_\_\_

\_\_\_\_\_

\_\_\_\_\_



# My Trip

---

---

---

---

---

---

---

---

---

---

---

---

---

---

---

---

---

---

---

---

---

---

---

---

## Steps for Thinking Review

1. Journeys are made for a reason.

*How this was true:*

---

---

2. Knowing the reason for a journey helps you understand the decisions people make along the way.

*How this was true:*

---

---

3. Planning ahead and making preparations are essential for a successful journey.

*How this was true:*

---

---

## Spelling Practice

<hr/>	<hr/>
<hr/>	<hr/>
<hr/>	<hr/>
<hr/>	<hr/>
<hr/>	<hr/>
<hr/>	<hr/>

# Spelling Review

---

---

---

---

---

---

---

---

---

---

---

---

---

---

---

---

---

---

---

---

---

---

---

---

---

## Columbus Word Search

C S A N S A L V A D O R U H V D H V E G G Z F  
 F R K K E X P L O R E R Q Q I F H X B D U O G  
 M O X L T W C M L I W A Q R X Y O K G P U X G  
 J L R U M R W B F R B O H D L H O C M I P I C  
 E I B F I D L O F E R D I N A N D R I V N N C  
 S A A P I L E F R N V F A B J V Z C U B Y V C  
 U S A X G A Y I A L I H O F N Z A T J K O U C  
 B X C T W P I H F V D C Z M A R C O P O L O U  
 M W I A J H T M Y K S A N T A M A R I A N Z P  
 U K R L A R I M D A P K U V R K L Z A L A U D  
 L I E E A L Z K Z A A L E U A G P E X E M A F  
 O J M H S W Z N G O I L Q N W X S A A K O B Z  
 C H A U U S T C D T N K H X P N K P I N J S X  
 V A Z U H F B A J A L L E B A S I M E J N P I  
 M M D Y Q E N B A O G E O E J N V G M Q W T I  
 N R H J Y I A T N I P Z C M K X R P V I Y E A  
 S Z E C N E H V Y J V O Y A G E N E V H J Q B  
 X R E H P O T S I R H C R L N O Z U E Q E Y N  
 V L H C N N H E M E X X E J O V J T X E A S X  
 J Y I Q X B U Z Y P M H Q N B M M K G O A S S

Admiral

explorer

Marco Polo

sailors

America

Felipa

New World

San Salvador

caravel

Ferdinand

Nina

Santa Maria

Christpher

Genoa

Ocean Sea

Spain

Columbus


Isabella

Pinta


voyage

### Bugs & Flowers

It is really wonderful to go outside and draw! That is where there is a real treasure chest of delightful things. You may want to go outside and draw some bugs. Make sure to draw them LARGE! You may want to draw some flowers. Make sure to put lots of color in them! If it is too cold to go outside, select some pictures to copy from. Use your colored pencils.



Draw bugs or flowers below.



**Other Nature Studies:** There are many other things that you may want to study and draw from nature: stones, a leaf, a branch, acorns, or even a tree in the distance. You might want to start a nature journal. Go outside! There are endless subjects to draw.

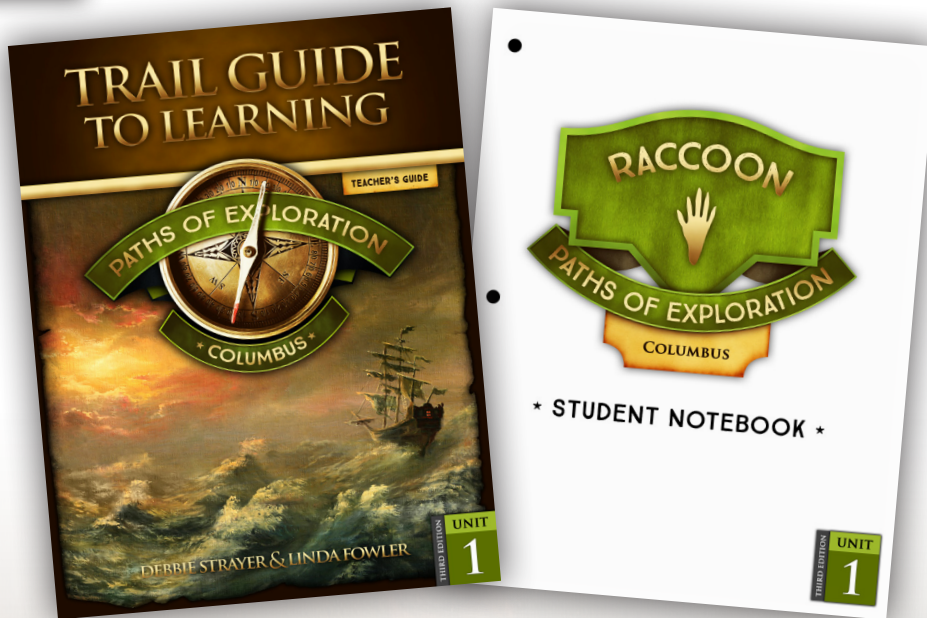
*Children's Art Journal* by Barry Stebbing, pg. 46, used by permission.

5TH

GRADE

COLUMBUS

# ★ UNIT 1: COLUMBUS ★



These Student Notebook pages are used with **Columbus**, the first unit in *Paths of Exploration*.

*Paths of Exploration* also has a **Junior** extension for kindergarten through second grade for teaching your younger family members in tandem with their older siblings! Visit [geomatters.com](http://geomatters.com) for details.

