

## DIN 3016 P-Clip Form D

DIN 3016 Rubber lined P-Clips are manufactured from steel strips lined with EPDM rubber. This rubber liner ensures a safe tight-fitting assembly, protects the application area and prevent possible damage caused by vibration. The screw holes are reinforced with metal plates to guarantee a solid grip. P-Clips are recommended for fastening pipes, hoses and conduits in many different applications.



W1

### 12 mm Band

Denomination	Part Number	Diameter Application	Band Width a	d	For Metric Screw	Box Quantity (MOQ)	Outer Packing
AGD 5/12	03003856	5	12	5,3	M.5	500	500
AGD 6/12	03003864	6	12	5,3	M.5	500	500
AGD 7/12	03003872	7	12	5,3	M.5	500	500
AGD 8/12	03003880	8	12	5,3	M.5	500	500
AGD 9/12	03003899	9	12	5,3	M.5	500	500
AGD 10/12	03003901	10	12	5,3	M.5	500	500
AGD 11/12	03003910	11	12	5,3	M.5	500	500
AGD 12/12	03003928	12	12	5,3	M.5	500	500
AGD 13/12	03003936	13	12	5,3	M.5	500	500
AGD 14/12	03003944	14	12	5,3	M.5	500	500
AGD 15/12	03003952	15	12	5,3	M.5	500	500
AGD 16/12	03003960	16	12	5,3	M.5	200	200
AGD 17/12	03003979	17	12	5,3	M.5	200	200
AGD 18/12	03003987	18	12	5,3	M.5	200	200
AGD 19/12	03003995	19	12	5,3	M.5	200	200
AGD 20/12	03004007	20	12	5,3	M.5	200	200
AGD 21/12	03004015	21	12	5,3	M.5	200	200
AGD 22/12	03004023	22	12	5,3	M.5	200	200
AGD 23/12	03004031	23	12	5,3	M.5	200	200
AGD 24/12	03004040	24	12	5,3	M.5	200	200
AGD 25/12	03004058	25	12	5,3	M.5	200	200
AGD 26/12	03004066	26	12	5,3	M.5	200	200
AGD 27/12	03004074	27	12	5,3	M.5	200	200
AGD 28/12	03004082	28	12	5,3	M.5	200	200
AGD 29/12	03004090	29	12	5,3	M.5	200	200
AGD 30/12	03004103	30	12	5,3	M.5	100	100
AGD 31/12	03004111	31	12	5,3	M.5	100	100
AGD 32/12	03004120	32	12	5,3	M.5	100	100
AGD 33/12	03004138	33	12	5,3	M.5	100	100
AGD 34/12	03004146	34	12	5,3	M.5	100	100
AGD 35/12	03004154	35	12	5,3	M.5	100	100
AGD 36/12	03004162	36	12	5,3	M.5	100	100
AGD 37/12	03004170	37	12	5,3	M.5	100	100
AGD 38/12	03004189	38	12	5,3	M.5	100	100
AGD 39/12	03004197	39	12	5,3	M.5	100	100
AGD 40/12	03004200	40	12	5,3	M.5	100	100
AGD 41/12	03004218	41	12	5,3	M.5	100	100

# DIN 3016 P-Clip Form D

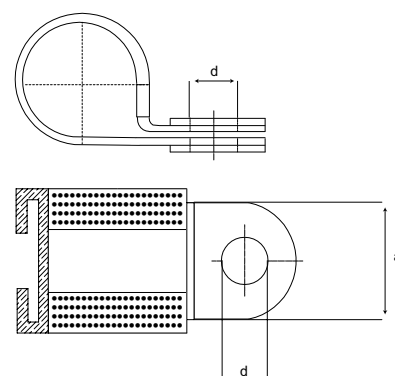
P-Clips are recommended for fastening pipes, hoses and conduits in many different applications.



## 12 mm Band

Denomination	Part Number	Diameter Application	Band Width a	d	For Metric Screw	Box Quantity (MOQ)	Outer Packing
AGD 42/12	03004226	42	12	5,3	M.5	100	100
AGD 43/12	03004234	43	12	5,3	M.5	50	50
AGD 44/12	03004242	44	12	5,3	M.5	50	50
AGD 45/12	03004250	45	12	5,3	M.5	50	50
AGD 46/12	03004269	46	12	5,3	M.5	50	50
AGD 47/12	03004277	47	12	5,3	M.5	50	50
AGD 48/12	03004285	48	12	5,3	M.5	50	50
AGD 49/12	03004293	49	12	5,3	M.5	50	50
AGD 50/12	03004306	50	12	5,3	M.5	100	100
AGD 51/12	03004314	51	12	5,3	M.5	50	50
AGD 52/12	03004322	52	12	5,3	M.5	50	50
AGD 53/12	03004330	53	12	5,3	M.5	50	50
AGD 54/12	03004349	54	12	5,3	M.5	50	50
AGD 55/12	03004357	55	12	5,3	M.5	50	50
AGD 56/12	03004365	56	12	5,3	M.5	50	50
AGD 57/12	03004373	57	12	5,3	M.5	50	50
AGD 58/12	03004381	58	12	5,3	M.5	50	50
AGD 59/12	03004390	59	12	5,3	M.5	50	50
AGD 60/12	03004402	60	12	5,3	M.5	50	50
AGD 61/12	03004410	61	12	5,3	M.5	50	200
AGD 62/12	03004428	62	12	5,3	M.5	50	50
AGD 63/12	03004436	63	12	5,3	M.5	50	50
AGD 64/12	03004444	64	12	5,3	M.5	50	50
AGD 65/12	03004452	65	12	5,3	M.5	50	50

TECHNICAL INFORMATION	
<b>MATERIAL</b>	W1: GALVANIZED STEEL (DIN 1.0529)
<b>FINISH</b>	W1: GREY-WHITE WITH EPDM RUBBER
<b>TEMPERATURE RESISTANCE</b>	-40 + 120 °C



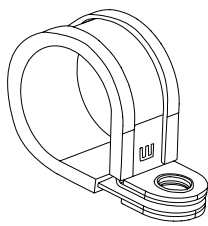
# DIN 3016 P-Clip Form D

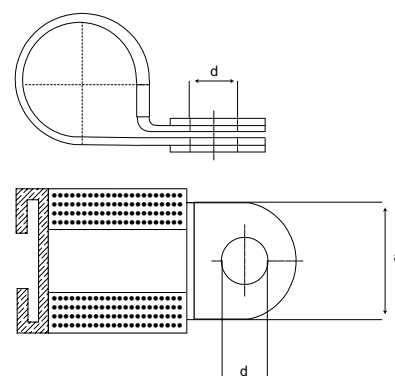
P-Clips are recommended for fastening pipes, hoses and conduits in many different applications.



## 12 mm Band

Denomination	Part Number	Diameter Application	Band Width a	d	For Metric Screw	Box Quantity (MOQ)	Outer Packing
AGD 66/12	03004460	66	12	5,3	M.5	50	50
AGD 67/12	03004479	67	12	5,3	M.5	50	50
AGD 68/12	03004487	68	12	5,3	M.5	50	50
AGD 69/12	03004495	69	12	5,3	M.5	50	50
AGD 70/12	03004509	70	12	5,3	M.5	50	50
AGD 71/12	03004517	71	12	5,3	M.5	25	25
AGD 72/12	03004525	72	12	5,3	M.5	25	25
AGD 73/12	03004533	73	12	5,3	M.5	25	25
AGD 74/12	03004541	74	12	5,3	M.5	25	25
AGD 75/12	03004550	75	12	5,3	M.5	25	25
AGD 76/12	03004568	76	12	5,3	M.5	25	25
AGD 77/12	03004576	77	12	5,3	M.5	25	25
AGD 78/12	03004584	78	12	5,3	M.5	25	25
AGD 79/12	03004592	79	12	5,3	M.5	25	25
AGD 80/12	03004605	80	12	5,3	M.5	25	25
AGD 81/12	03004613	81	12	5,3	M.5	10	10
AGD 110/12	03004621	110	12	5,3	M.5	10	10

	TECHNICAL INFORMATION	
	<b>MATERIAL</b>	W1: GALVANIZED STEEL (DIN 1.0529)
	<b>FINISH</b>	W1: GREY-WHITE WITH EPDM RUBBER
	<b>TEMPERATURE RESISTANCE</b>	-40 + 120 °C



# DIN 3016 P-Clip Form D

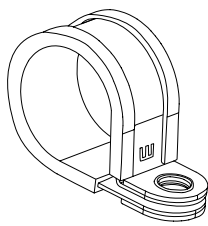
P-Clips are recommended for fastening pipes, hoses and conduits in many different applications.

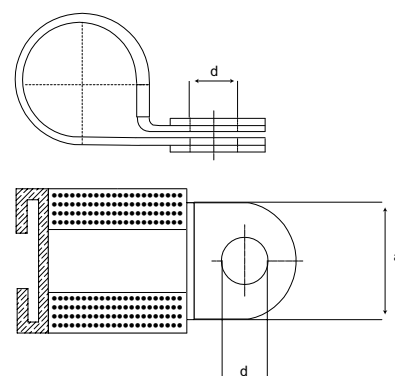


W1

## 15 mm Band

Denomination	Part Number	Diameter Application	Band Width a	d	For Metric Screw	Box Quantity (MOQ)	Outer Packing
AGD 5/15	03004656	5	15	6,4	M.6	500	500
AGD 6/15	03004664	6	15	6,4	M.6	500	500
AGD 7/15	03004672	7	15	6,4	M.6	500	500
AGD 8/15	03004680	8	15	6,4	M.6	500	500
AGD 9/15	03004699	9	15	6,4	M.6	500	500
AGD 10/15	03004701	10	15	6,4	M.6	500	500
AGD 11/15	03004710	11	15	6,4	M.6	250	250
AGD 12/15	03004728	12	15	6,4	M.6	250	250
AGD 13/15	03004736	13	15	6,4	M.6	250	250
AGD 14/15	03004744	14	15	6,4	M.6	250	250
AGD 15/15	03004752	15	15	6,4	M.6	250	250
AGD 16/15	03004760	16	15	6,4	M.6	250	250
AGD 17/15	03004779	17	15	6,4	M.6	250	250
AGD 18/15	03004787	18	15	6,4	M.6	250	250
AGD 19/15	03004795	19	15	6,4	M.6	250	250
AGD 20/15	03004808	20	15	6,4	M.6	100	100
AGD 21/15	03004816	21	15	6,4	M.6	100	100
AGD 22/15	03004824	22	15	6,4	M.6	100	100
AGD 23/15	03004832	23	15	6,4	M.6	100	100
AGD 24/15	03004840	24	15	6,4	M.6	100	100
AGD 25/15	03004859	25	15	6,4	M.6	100	100
AGD 26/15	03004867	26	15	6,4	M.6	100	100
AGD 27/15	03004875	27	15	6,4	M.6	100	100
AGD 28/15	03004883	28	15	6,4	M.6	100	100
AGD 29/15	03004891	29	15	6,4	M.6	100	100
AGD 30/15	03004904	30	15	6,4	M.6	100	100
AGD 31/15	03004912	31	15	6,4	M.6	100	100
AGD 32/15	03004920	32	15	6,4	M.6	100	100
AGD 33/15	03004939	33	15	6,4	M.6	100	100

	TECHNICAL INFORMATION	
	<b>MATERIAL</b>	W1: GALVANIZED STEEL (DIN 1.0529)
	<b>FINISH</b>	W1: GREY-WHITE WITH EPDM RUBBER
	<b>TEMPERATURE RESISTANCE</b>	-40 + 120 °C



# DIN 3016 P-Clip Form D

P-Clips are recommended for fastening pipes, hoses and conduits in many different applications.

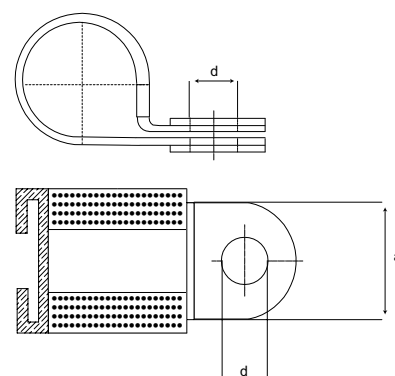


W1

## 15 mm Band

Denomination	Part Number	Diameter Application	Band Width a	d	For Metric Screw	Box Quantity (MOQ)	Outer Packing
AGD 34/15	03004947	34	15	6,4	M.6	100	100
AGD 35/15	03004955	35	15	6,4	M.6	100	100
AGD 36/15	03004963	36	15	6,4	M.6	100	100
AGD 37/15	03004971	37	15	6,4	M.6	100	100
AGD 38/15	03004980	38	15	6,4	M.6	100	100
AGD 39/15	03004998	39	15	6,4	M.6	100	100
AGD 40/15	03005000	40	15	6,4	M.6	50	50
AGD 41/15	03005018	41	15	6,4	M.6	50	50
AGD 42/15	03005026	42	15	6,4	M.6	50	50
AGD 43/15	03005034	43	15	6,4	M.6	50	50
AGD 44/15	03005042	44	15	6,4	M.6	50	50
AGD 45/15	03005050	45	15	6,4	M.6	50	50
AGD 46/15	03005069	46	15	6,4	M.6	50	50
AGD 47/15	03005077	47	15	6,4	M.6	50	50
AGD 48/15	03005085	48	15	6,4	M.6	50	50
AGD 49/15	03005093	49	15	6,4	M.6	50	50
AGD 50/15	03005106	50	15	6,4	M.6	50	50
AGD 51/15	03005114	51	15	6,4	M.6	50	50
AGD 52/15	03005122	52	15	6,4	M.6	50	50
AGD 53/15	03005130	53	15	6,4	M.6	50	50
AGD 54/15	03005149	54	15	6,4	M.6	50	50
AGD 55/15	03005157	55	15	6,4	M.6	50	50
AGD 56/15	03005165	56	15	6,4	M.6	50	50
AGD 57/15	03005173	57	15	6,4	M.6	50	50
AGD 58/15	03005181	58	15	6,4	M.6	50	50
AGD 59/15	03005190	59	15	6,4	M.6	50	50
AGD 60/15	03005202	60	15	6,4	M.6	50	50
AGD 61/15	03005210	61	15	6,4	M.6	50	50
AGD 62/15	03005229	62	15	6,4	M.6	50	50

TECHNICAL INFORMATION	
<b>MATERIAL</b>	W1: GALVANIZED STEEL (DIN 1.0529)
<b>FINISH</b>	W1: GREY-WHITE WITH EPDM RUBBER
<b>TEMPERATURE RESISTANCE</b>	-40 + 120 °C



# DIN 3016 P-Clip Form D

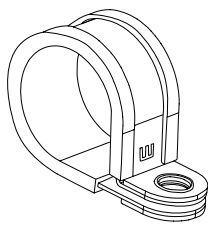
P-Clips are recommended for fastening pipes, hoses and conduits in many different applications.

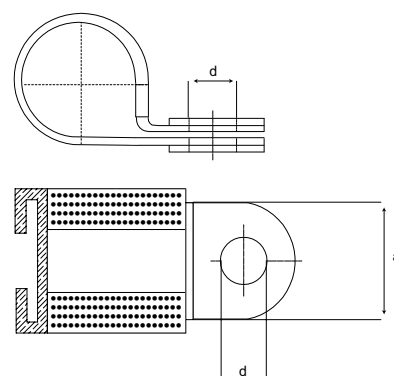


W1

## 15 mm Band

Denomination	Part Number	Diameter Application	Band Width a	d	For Metric Screw	Box Quantity (MOQ)	Outer Packing
AGD 63/15	03005237	63	15	6,4	M.6	50	50
AGD 64/15	03005245	64	15	6,4	M.6	50	50
AGD 65/15	03005253	65	15	6,4	M.6	50	50
AGD 66/15	03005261	66	15	6,4	M.6	50	50
AGD 67/15	03005270	67	15	6,4	M.6	50	50
AGD 68/15	03005288	68	15	6,4	M.6	50	50
AGD 69/15	03005296	69	15	6,4	M.6	50	50
AGD 70/15	03005309	70	15	6,4	M.6	50	50
AGD 71/15	03005317	71	15	6,4	M.6	25	25
AGD 72/15	03005325	72	15	6,4	M.6	25	25
AGD 73/15	03005333	73	15	6,4	M.6	25	25
AGD 74/15	03005341	74	15	6,4	M.6	25	25
AGD 75/15	03005350	75	15	6,4	M.6	50	50
AGD 76/15	03005368	76	15	6,4	M.6	25	25
AGD 77/15	03005376	77	15	6,4	M.6	25	25
AGD 78/15	03005384	78	15	6,4	M.6	25	25
AGD 79/15	03005392	79	15	6,4	M.6	25	25
AGD 80/15	03005405	80	15	6,4	M.6	25	25
AGD 81/15	03005413	81	15	6,4	M.6	25	25
AGD 82/15	03005421	82	15	6,4	M.6	25	25
AGD 83/15	03005430	83	15	6,4	M.6	25	25
AGD 84/15	03005448	84	15	6,4	M.6	25	25
AGD 85/15	03005456	85	15	6,4	M.6	25	25
AGD 86/15	03005464	86	15	6,4	M.6	25	25
AGD 87/15	03005472	87	15	6,4	M.6	25	25
AGD 88/15	03005480	88	15	6,4	M.6	25	25
AGD 89/15	03005499	89	15	6,4	M.6	25	25
AGD 90/15	03005501	90	15	6,4	M.6	25	25
AGD 110/15	03007155	110	15	6,4	M.6	25	25

TECHNICAL INFORMATION	
	<b>MATERIAL</b> W1: GALVANIZED STEEL (DIN 1.0529)
	<b>FINISH</b> W1: GREY-WHITE WITH EPDM RUBBER
	<b>TEMPERATURE RESISTANCE</b> -40 + 120 °C



# DIN 3016 P-Clip Form D

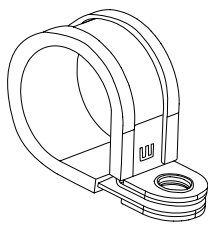
P-Clips are recommended for fastening pipes, hoses and conduits in many different applications.

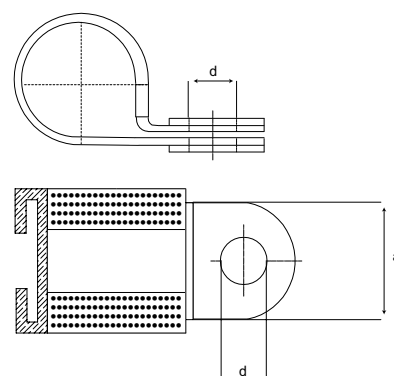


W1

## 20 mm Band

Denomination	Part Number	Diameter Application	Band Width a	d	For Metric Screw	Box Quantity (MOQ)	Outer Packing
AGD 8/20	03005507	8	20	8,40	M.8	250	250
AGD 9/20	03005508	9	20	8,40	M.8	250	250
AGD 10/20	03007101	10	20	8,40	M.8	200	200
AGD 11/20	03005510	11	20	8,40	M.8	100	100
AGD 12/20	03005528	12	20	8,40	M.8	100	100
AGD 13/20	03005536	13	20	8,40	M.8	100	100
AGD 14/20	03005544	14	20	8,40	M.8	100	100
AGD 15/20	03005552	15	20	8,40	M.8	100	100
AGD 16/20	03005560	16	20	8,40	M.8	100	100
AGD 17/20	03005562	17	20	8,40	M.8	100	100
AGD 18/20	03005579	18	20	8,40	M.8	100	100
AGD 19/20	03005587	19	20	8,40	M.8	100	100
AGD 20/20	03005595	20	20	8,40	M.8	100	100
AGD 21/20	03005608	21	20	8,40	M.8	100	100
AGD 22/20	03005616	22	20	8,40	M.8	100	100
AGD 23/20	03005624	23	20	8,40	M.8	100	100
AGD 24/20	03005632	24	20	8,40	M.8	100	100
AGD 25/20	03005640	25	20	8,40	M.8	100	100
AGD 26/20	03005659	26	20	8,40	M.8	100	100
AGD 27/20	03005667	27	20	8,40	M.8	100	100
AGD 28/20	03005675	28	20	8,40	M.8	100	100
AGD 29/20	03005683	29	20	8,40	M.8	100	100
AGD 30/20	03005691	30	20	8,40	M.8	50	50
AGD 31/20	03005704	31	20	8,40	M.8	50	50
AGD 32/20	03005712	32	20	8,40	M.8	50	50
AGD 33/20	03005720	33	20	8,40	M.8	50	50
AGD 34/20	03005739	34	20	8,40	M.8	50	50
AGD 35/20	03005747	35	20	8,40	M.8	50	50
AGD 36/20	03005755	36	20	8,40	M.8	50	50

	TECHNICAL INFORMATION	
	<b>MATERIAL</b>	W1: GALVANIZED STEEL (DIN 1.0529)
	<b>FINISH</b>	W1: GREY-WHITE WITH EPDM RUBBER
	<b>TEMPERATURE RESISTANCE</b>	-40 + 120 °C



# DIN 3016 P-Clip Form D

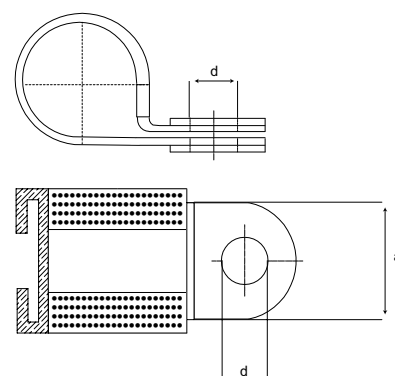
P-Clips are recommended for fastening pipes, hoses and conduits in many different applications.



## 20 mm Band

Denomination	Part Number	Diameter Application	Band Width a	d	For Metric Screw	Box Quantity (MOQ)	Outer Packing
AGD 37/20	03005763	37	20	8,40	M.8	50	50
AGD 38/20	03005771	38	20	8,40	M.8	50	50
AGD 39/20	03005780	39	20	8,40	M.8	50	50
AGD 40/20	03005798	40	20	8,40	M.8	50	50
AGD 41/20	03005800	41	20	8,40	M.8	50	50
AGD 42/20	03005819	42	20	8,40	M.8	50	50
AGD 43/20	03005827	43	20	8,40	M.8	50	50
AGD 44/20	03005835	44	20	8,40	M.8	50	50
AGD 45/20	03005843	45	20	8,40	M.8	50	50
AGD 46/20	03005851	46	20	8,40	M.8	50	50
AGD 47/20	03005860	47	20	8,40	M.8	50	50
AGD 48/20	03005878	48	20	8,40	M.8	50	50
AGD 49/20	03005886	49	20	8,40	M.8	50	50
AGD 50/20	03005894	50	20	8,40	M.8	50	50
AGD 51/20	03005907	51	20	8,40	M.8	50	50
AGD 52/20	03005915	52	20	8,40	M.8	50	50
AGD 53/20	03005923	53	20	8,40	M.8	25	25
AGD 54/20	03005931	54	20	8,40	M.8	50	50
AGD 55/20	03005940	55	20	8,40	M.8	50	50
AGD 56/20	03005958	56	20	8,40	M.8	50	50
AGD 57/20	03005966	57	20	8,40	M.8	50	50
AGD 58/20	03005974	58	20	8,40	M.8	50	50
AGD 59/20	03005982	59	20	8,40	M.8	25	25
AGD 60/20	03005990	60	20	8,40	M.8	50	50
AGD 61/20	03006002	61	20	8,40	M.8	50	50
AGD 62/20	03006010	62	20	8,40	M.8	25	25
AGD 63/20	03006029	63	20	8,40	M.8	50	50
AGD 64/20	03006037	64	20	8,40	M.8	50	50
AGD 65/20	03006045	65	20	8,40	M.8	50	50

TECHNICAL INFORMATION	
<b>MATERIAL</b>	W1: GALVANIZED STEEL (DIN 1.0529)
<b>FINISH</b>	W1: GREY-WHITE WITH EPDM RUBBER
<b>TEMPERATURE RESISTANCE</b>	-40 + 120 °C





## DIN 3016 P-Clip Form D

P-Clips are recommended for fastening pipes, hoses and conduits in many different applications.

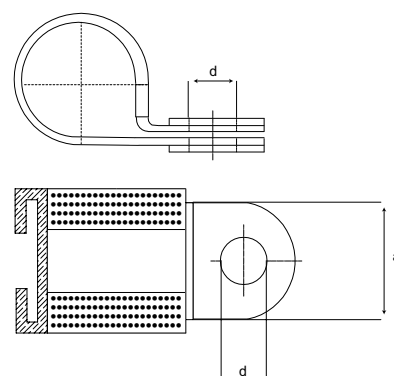


W1

### 20 mm Band

Denomination	Part Number	Diameter Application	Band Width a	d	For Metric Screw	Box Quantity (MOQ)	Outer Packing
AGD 66/20	03006053	66	20	8,40	M.8	25	25
AGD 67/20	03006061	67	20	8,40	M.8	25	25
AGD 68/20	03006070	68	20	8,40	M.8	50	50
AGD 69/20	03006088	69	20	8,40	M.8	25	25
AGD 70/20	03006096	70	20	8,40	M.8	50	50
AGD 71/20	03006109	71	20	8,40	M.8	25	25
AGD 72/20	03006117	72	20	8,40	M.8	25	25
AGD 73/20	03006125	73	20	8,40	M.8	25	25
AGD 74/20	03006133	74	20	8,40	M.8	25	25
AGD 75/20	03006141	75	20	8,40	M.8	25	25
AGD 76/20	03006150	76	20	8,40	M.8	25	25
AGD 77/20	03006168	77	20	8,40	M.8	25	25
AGD 78/20	03006176	78	20	8,40	M.8	25	25
AGD 79/20	03006184	79	20	8,40	M.8	25	25
AGD 80/20	03006192	80	20	8,40	M.8	25	25
AGD 81/20	03006205	81	20	8,40	M.8	25	25
AGD 82/20	03006213	82	20	8,40	M.8	25	25
AGD 83/20	03006221	83	20	8,40	M.8	25	25
AGD 84/20	03006230	84	20	8,40	M.8	25	25
AGD 85/20	03006248	85	20	8,40	M.8	25	25
AGD 86/20	03006256	86	20	8,40	M.8	25	25
AGD 87/20	03006264	87	20	8,40	M.8	25	25
AGD 88/20	03006272	88	20	8,40	M.8	25	25
AGD 89/20	03006280	89	20	8,40	M.8	25	25
AGD 90/20	03006299	90	20	8,40	M.8	25	25
AGD 110/20	03007163	110	20	8,40	M.8	20	20

TECHNICAL INFORMATION	
<b>MATERIAL</b>	W1: GALVANIZED STEEL (DIN 1.0529)
<b>FINISH</b>	W1: GREY-WHITE WITH EPDM RUBBER
<b>TEMPERATURE RESISTANCE</b>	-40 + 120 °C



# DIN 3016 P-Clip Form D

P-Clips are recommended for fastening pipes, hoses and conduits in many different applications.

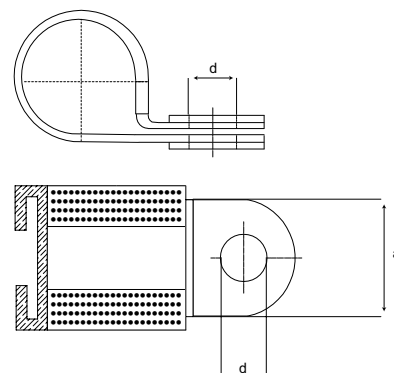


W1

## 25 mm Band

Denomination	Part Number	Diameter Application	Band Width a	d	For Metric Screw	Box Quantity (MOQ)	Outer Packing
AGD 10/25	03006300	10	25	10,50	M.10	100	100
AGD 11/25	03006301	11	25	10,50	M.10	100	100
AGD 12/25	03006310	12	25	10,50	M.10	100	100
AGD 13/25	03006328	13	25	10,50	M.10	100	100
AGD 14/25	03006336	14	25	10,50	M.10	100	100
AGD 15/25	03006344	15	25	10,50	M.10	100	100
AGD 16/25	03006352	16	25	10,50	M.10	100	100
AGD 17/25	03006360	17	25	10,50	M.10	100	100
AGD 18/25	03006379	18	25	10,50	M.10	100	100
AGD 19/25	03006387	19	25	10,50	M.10	100	100
AGD 20/25	03006395	20	25	10,50	M.10	100	100
AGD 21/25	03006408	21	25	10,50	M.10	50	50
AGD 22/25	03006416	22	25	10,50	M.10	50	50
AGD 23/25	03006424	23	25	10,50	M.10	50	50
AGD 24/25	03006432	24	25	10,50	M.10	50	50
AGD 25/25	03006440	25	25	10,50	M.10	50	50
AGD 26/25	03006459	26	25	10,50	M.10	50	50
AGD 27/25	03006467	27	25	10,50	M.10	50	50
AGD 28/25	03006475	28	25	10,50	M.10	50	50
AGD 29/25	03006483	29	25	10,50	M.10	50	50
AGD 30/25	03006491	30	25	10,50	M.10	50	50
AGD 31/25	03006504	31	25	10,50	M.10	50	50
AGD 32/25	03006512	32	25	10,50	M.10	50	50
AGD 33/25	03006520	33	25	10,50	M.10	50	50
AGD 34/25	03006539	34	25	10,50	M.10	50	50
AGD 35/25	03006547	35	25	10,50	M.10	50	50
AGD 36/25	03006555	36	25	10,50	M.10	50	50
AGD 37/25	03006563	37	25	10,50	M.10	50	50
AGD 38/25	03006571	38	25	10,50	M.10	50	50

TECHNICAL INFORMATION	
<b>MATERIAL</b>	W1: GALVANIZED STEEL (DIN 1.0529)
<b>FINISH</b>	W1: GREY-WHITE WITH EPDM RUBBER
<b>TEMPERATURE RESISTANCE</b>	-40 + 120 °C



# DIN 3016 P-Clip Form D

P-Clips are recommended for fastening pipes, hoses and conduits in many different applications.

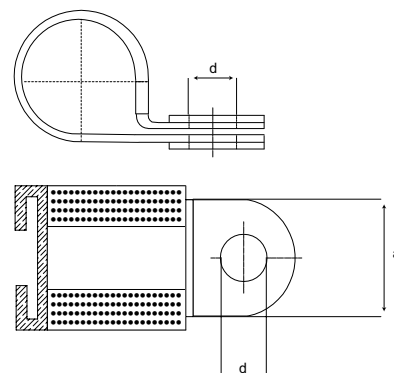


W1

## 25 mm Band

Denomination	Part Number	Diameter Application	Band Width a	d	For Metric Screw	Box Quantity (MOQ)	Outer Packing
AGD 39/25	03006580	39	25	10,50	M.10	50	50
AGD 40/25	03006598	40	25	10,50	M.10	50	50
AGD 41/25	03006600	41	25	10,50	M.10	50	50
AGD 42/25	03006619	42	25	10,50	M.10	50	50
AGD 43/25	03006627	43	25	10,50	M.10	50	50
AGD 44/25	03006635	44	25	10,50	M.10	50	50
AGD 45/25	03006643	45	25	10,50	M.10	25	25
AGD 46/25	03006651	46	25	10,50	M.10	25	25
AGD 47/25	03006660	47	25	10,50	M.10	25	25
AGD 48/25	03006678	48	25	10,50	M.10	25	25
AGD 49/25	03006686	49	25	10,50	M.10	25	25
AGD 50/25	03006694	50	25	10,50	M.10	25	25
AGD 51/25	03006707	51	25	10,50	M.10	25	25
AGD 52/25	03006715	52	25	10,50	M.10	25	25
AGD 53/25	03006723	53	25	10,50	M.10	25	25
AGD 54/25	03006731	54	25	10,50	M.10	25	25
AGD 55/25	03006740	55	25	10,50	M.10	25	25
AGD 56/25	03006758	56	25	10,50	M.10	25	25
AGD 57/25	03006766	57	25	10,50	M.10	25	25
AGD 58/25	03006774	58	25	10,50	M.10	25	25
AGD 59/25	03006782	59	25	10,50	M.10	25	25
AGD 60/25	03006790	60	25	10,50	M.10	25	25
AGD 61/25	03006803	61	25	10,50	M.10	25	25
AGD 62/25	03006811	62	25	10,50	M.10	25	25
AGD 63/25	03006820	63	25	10,50	M.10	25	25
AGD 64/25	03006838	64	25	10,50	M.10	25	25
AGD 65/25	03006846	65	25	10,50	M.10	25	25
AGD 66/25	03006854	66	25	10,50	M.10	25	25
AGD 67/25	03006862	67	25	10,50	M.10	25	25

TECHNICAL INFORMATION	
<b>MATERIAL</b>	W1: GALVANIZED STEEL (DIN 1.0529)
<b>FINISH</b>	W1: GREY-WHITE WITH EPDM RUBBER
<b>TEMPERATURE RESISTANCE</b>	-40 + 120 °C



## DIN 3016 P-Clip Form D

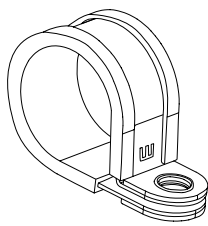
P-Clips are recommended for fastening pipes, hoses and conduits in many different applications.

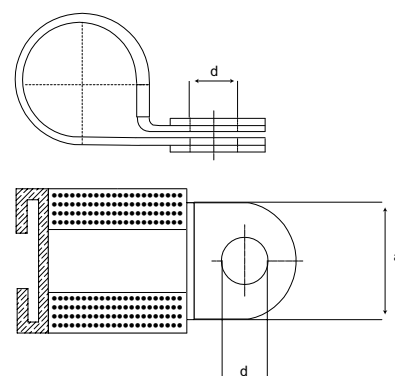


W1

### 25 mm Band

Denomination	Part Number	Diameter Application	Band Width a	d	For Metric Screw	Box Quantity (MOQ)	Outer Packing
AGD 68/25	03006870	68	25	10,50	M.10	25	25
AGD 69/25	03006889	69	25	10,50	M.10	25	25
AGD 70/25	03006897	70	25	10,50	M.10	25	25
AGD 71/25	03006900	71	25	10,50	M.10	25	25
AGD 72/25	03006918	72	25	10,50	M.10	25	25
AGD 73/25	03006926	73	25	10,50	M.10	25	25
AGD 74/25	03006934	74	25	10,50	M.10	25	25
AGD 75/25	03006942	75	25	10,50	M.10	25	25
AGD 76/25	03006950	76	25	10,50	M.10	25	25
AGD 77/25	03006969	77	25	10,50	M.10	25	25
AGD 78/25	03006977	78	25	10,50	M.10	25	25
AGD 79/25	03006985	79	25	10,50	M.10	25	25
AGD 80/25	03006993	80	25	10,50	M.10	25	25
AGD 82/25	03007013	82	25	10,50	M.10	25	25
AGD 85/25	03007048	85	25	10,50	M.10	25	25
AGD 88/25	03007052	88	25	10,50	M.10	25	25
AGD 90/25	03007099	90	25	10,50	M.10	25	25
AGD 100/25	03007171	100	25	10,50	M.10	20	20
AGD 110/25	03007180	110	25	10,50	M.10	20	20
AGD 120/25	03007110	120	25	10,50	M.10	25	25
AGD 136/25	03007144	136	25	10,50	M.10	25	25
AGD 150/25	03007128	150	25	10,50	M.10	20	20

	TECHNICAL INFORMATION	
	<b>MATERIAL</b>	W1: GALVANIZED STEEL (DIN 1.0529)
	<b>FINISH</b>	W1: GREY-WHITE WITH EPDM RUBBER
	<b>TEMPERATURE RESISTANCE</b>	-40 + 120 °C





W3

## DIN 3016 P-Clip Form D

DIN 3016 Rubber lined P-Clips are manufactured from steel strips lined with EPDM rubber. This rubber liner ensures a safe tight-fitting assembly, protects the application area and prevent possible damage caused by vibration. The screw holes are reinforced with metal plates to guarantee a solid grip. P-Clips are recommended for fastening pipes, hoses and conduits in many different applications.

Denomination	Part Number	Diameter Application	Band Width a	d	For Metric Screw	Box Quantity (MOQ)	Outer Packing
AGID 6/12	33003869	6	12	5,30	M.5	500	500
AGID 10/12	33003906	10	12	5,30	M.5	500	500
AGID 12/12	33003922	12	12	5,30	M.5	500	500
AGID 15/12	33003957	15	12	5,30	M.5	500	500
AGID 18/12	33003981	18	12	5,30	M.5	200	200
AGID 20/12	33004003	20	12	5,30	M.5	250	250
AGID 40/12	33004203	40	12	5,30	M.5	100	100
AGID 45/12	33004253	45	12	5,30	M.5	100	100
AGID 50/12	33004303	50	12	5,30	M.5	50	50
AGID 8/15	33004688	8	15	6,40	M.6	500	500
AGID 10/15	33004706	10	15	6,40	M.6	500	500
AGID 12/15	33004722	12	15	6,40	M.6	1000	1000
AGID 13/15	33004730	13	15	6,40	M.6	200	200
AGID 14/15	33004743	14	15	6,40	M.6	200	200
AGID 15/15	E0130003	15	15	6,40	M.6	1000	1000
AGID 16/15	33004765	16	15	6,40	M.6	200	200
AGID 18/15	E0130004	18	15	6,40	M.6	1000	1000
AGID 19/15	33004791	19	15	6,40	M.6	200	200
AGID 20/15	33004802	20	15	6,40	M.6	1000	1000
AGID 22/15	33004829	22	15	6,40	M.6	1000	1000
AGID 25/15	33004851	25	15	6,40	M.6	100	800
AGID 29/15	33004891	29	15	6,40	M.6	100	100

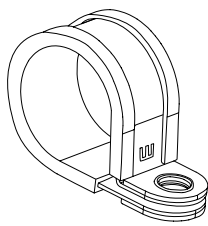
## DIN 3016 P-Clip Form D

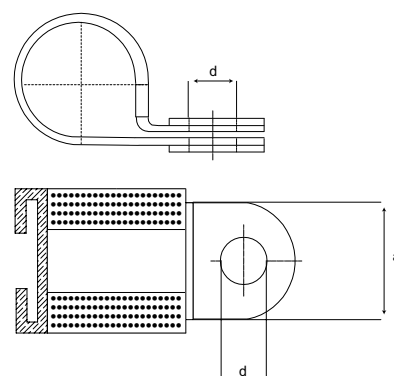
P-Clips are recommended for fastening pipes, hoses and conduits in many different applications.



W3

Denomination	Part Number	Diameter Application	Band Width a	d	For Metric Screw	Box Quantity (MOQ)	Outer Packing
AGID 30/15	33004909	30	15	6,40	M.6	100	100
AGID 32/15	33004923	32	15	6,40	M.6	100	100
AGID 36/15	33004968	36	15	6,40	M.6	500	3000
AGID 40/15	33005004	40	15	6,40	M.6	500	500
AGID 45/15	33005055	45	15	6,40	M.6	500	500
AGID 46/15	33005064	46	15	6,40	M.6	50	200
AGID 50/15	33005100	50	15	6,40	M.6	50	400
AGID 8/20	33005139	8	20	8,40	M.8	250	250
AGID 12/20	33005173	12	20	8,40	M.8	100	100
AGID 14/20	33005195	14	20	8,40	M.8	100	100
AGID 16/20	33005217	16	20	8,40	M.8	100	100
AGID 20/20	33005255	20	20	8,40	M.8	100	100
AGID 21/20	33005262	21	20	8,40	M.8	100	100
AGID 25/20	33005300	25	20	8,40	M.8	100	100
AGID 32/20	33005373	32	20	8,40	M.8	50	50
AGID 35/20	E0130038	35	20	8,40	M.8	100	100
AGID 46/20	33005517	46	20	8,40	M.8	50	50
AGID 50/20	E0130005	50	20	8,40	M.8	500	500
AGID 150/25	33007124	150	25	10,50	M.8	20	20
AGID 28/20	08011421	28	20	8,40	M.8	100	100
AGID 42/20	08011431	42	20	8,40	M.8	50	50

	TECHNICAL INFORMATION	
	<b>MATERIAL</b>	W3 - AISI 430
	<b>FINISH</b>	STAINLESS STEEL
	<b>TEMPERATURE RESISTANCE</b>	-40 + 120 °C



## DIN 3016 P-Clip Form D

DIN 3016 Rubber lined P-Clips are manufactured from steel strips lined with EPDM rubber. This rubber liner ensures a safe tight-fitting assembly, protects the application area and prevent possible damage caused by vibration. The screw holes are reinforced with metal plates to guarantee a solid grip. P-Clips are recommended for fastening pipes, hoses and conduits in many different applications.



W4

### 12 mm Band

Denomination	Part Number	Diameter Application	Band Width a	d	For Metric Screw	Box Quantity (MOQ)	Outer Packing
AGID 5/12	43003859	5	12	5,3	M.5	500	2000
AGID 6/12	43003867	6	12	5,3	M.5	500	500
AGID 7/12	43003875	7	12	5,3	M.5	500	500
AGID 8/12	43003883	8	12	5,3	M.5	500	500
AGID 9/12	43003891	9	12	5,3	M.5	500	500
AGID 10/12	43003904	10	12	5,3	M.5	500	500
AGID 11/12	43003911	11	12	5,3	M.5	500	500
AGID 12/12	43003920	12	12	5,3	M.5	500	500
AGID 13/12	43003939	13	12	5,3	M.5	500	500
AGID 14/12	43003947	14	12	5,3	M.5	500	500
AGID 15/12	43003955	15	12	5,3	M.5	500	500
AGID 16/12	43003963	16	12	5,3	M.5	200	800
AGID 17/12	43003971	17	12	5,3	M.5	200	800
AGID 18/12	43003980	18	12	5,3	M.5	200	200
AGID 19/12	43003998	19	12	5,3	M.5	200	800
AGID 20/12	43004000	20	12	5,3	M.5	200	800
AGID 21/12	43004018	21	12	5,3	M.5	100	400
AGID 22/12	43004026	22	12	5,3	M.5	100	400
AGID 23/12	43004034	23	12	5,3	M.5	100	400
AGID 24/12	43004042	24	12	5,3	M.5	100	400
AGID 25/12	43004050	25	12	5,3	M.5	100	400
AGID 26/12	43004069	26	12	5,3	M.5	100	400
AGID 27/12	43004077	27	12	5,3	M.5	100	400
AGID 28/12	43004085	28	12	5,3	M.5	100	400
AGID 30/12	43004100	30	12	5,3	M.5	100	100
AGID 35/12	43004155	35	12	5,3	M.5	100	100
AGID 40/12	43004200	40	12	5,3	M.5	100	100
AGID 47/12	43004276	47	12	5,3	M.5	50	50

## DIN 3016 P-Clip Form D

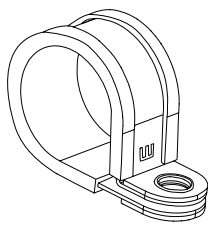
P-Clips are recommended for fastening pipes, hoses and conduits in many different applications.

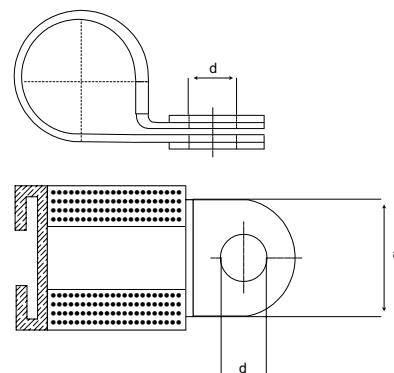


W4

### 15 mm Band

Denomination	Part Number	Diameter Application	Band Width a	d	For Metric Screw	Box Quantity (MOQ)	Outer Packing
AGID 5/15	43004659	5	15	6,4	M.6	500	500
AGID 6/15	43004667	6	15	6,4	M.6	500	500
AGID 8/15	43004683	8	15	6,4	M.6	500	500
AGID 9/15	43004696	9	15	6,4	M.6	500	500
AGID 10/15	43004704	10	15	6,4	M.6	500	500
AGID 11/15	43004712	11	15	6,4	M.6	200	1600
AGID 12/15	43004720	12	15	6,4	M.6	200	200
AGID 13/15	43004739	13	15	6,4	M.6	200	200
AGID 14/15	43004747	14	15	6,4	M.6	200	200
AGID 15/15	43004755	15	15	6,4	M.6	200	200
AGID 16/15	43004763	16	15	6,4	M.6	200	200
AGID 17/15	43004771	17	15	6,4	M.6	200	200
AGID 18/15	43004780	18	15	6,4	M.6	200	200
AGID 19/15	43004798	19	15	6,4	M.6	200	200
AGID 20/15	43004800	20	15	6,4	M.6	200	200
AGID 21/15	43004819	21	15	6,4	M.6	200	200
AGID 22/15	43004827	22	15	6,4	M.6	200	200
AGID 23/15	43004835	23	15	6,4	M.6	100	100
AGID 25/15	43004851	25	15	6,4	M.6	100	100

	TECHNICAL INFORMATION	
	<b>MATERIAL</b>	STAINLESS STEEL - AISI 304
	<b>FINISH</b>	STAINLESS STEEL
	<b>TEMPERATURE RESISTANCE</b>	-40 + 120 °C





## DIN 3016 P-Clip Form D

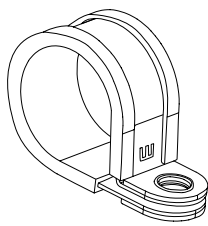
P-Clips are recommended for fastening pipes, hoses and conduits in many different applications.

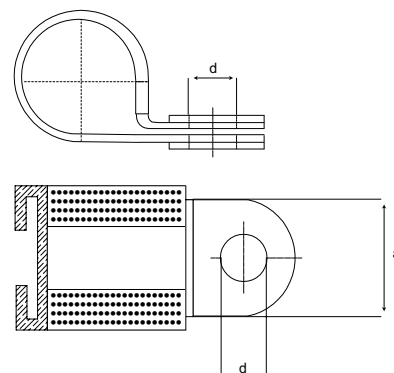


W4

### 15 mm Band

Denomination	Part Number	Diameter Application	Band Width a	d	For Metric Screw	Box Quantity (MOQ)	Outer Packing
AGID 26/15	43004860	26	15	6,4	M.6	100	100
AGID 27/15	43004878	27	15	6,4	M.6	100	100
AGID 28/15	43004886	28	15	6,4	M.6	100	100
AGID 30/15	43004907	30	15	6,4	M.6	100	100
AGID 32/15	43004923	32	15	6,4	M.6	100	100
AGID 33/15	43004931	33	15	6,4	M.6	100	100
AGID 34/15	43004940	34	15	6,4	M.6	100	100
AGID 35/15	43004958	35	15	6,4	M.6	100	100
AGID 36/15	43004966	36	15	6,4	M.6	100	100
AGID 37/15	43004974	37	15	6,4	M.6	100	100
AGID 38/15	43004982	38	15	6,4	M.6	100	100
AGID 40/15	43005002	40	15	6,4	M.6	100	100
AGID 45/15	43005053	45	15	6,4	M.6	50	400
AGID 46/15	43005064	46	15	6,4	M.6	50	50
AGID 50/15	43005109	50	15	6,4	M.6	50	50
AGID 54/15	43005141	54	15	6,4	M.6	50	50
AGID 60/15	43005205	60	15	6,4	M.6	50	50
AGID 63/15	43005230	63	15	6,4	M.6	50	50
AGID 75/15	43005352	75	15	6,4	M.6	20	80

	TECHNICAL INFORMATION	
	<b>MATERIAL</b>	STAINLESS STEEL - AISI 304
	<b>FINISH</b>	STAINLESS STEEL
	<b>TEMPERATURE RESISTANCE</b>	-40 + 120 °C



## DIN 3016 P-Clip Form D

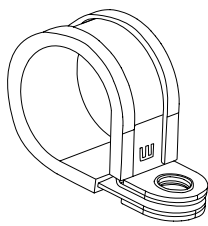
P-Clips are recommended for fastening pipes, hoses and conduits in many different applications.

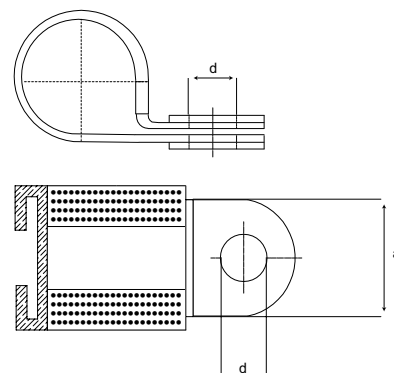


W4

### 20 mm Band

Denomination	Part Number	Diameter Application	Band Width a	d	For Metric Screw	Box Quantity (MOQ)	Outer Packing
AGID 8/20	43005506	8	20	8,40	M.8	250	250
AGID 10/20	43005507	10	20	8,40	M.8	200	200
AGID 11/20	43005512	11	20	8,40	M.8	200	200
AGID 12/20	43005520	12	20	8,40	M.8	200	200
AGID 13/20	43005539	13	20	8,40	M.8	200	200
AGID 14/20	43005547	14	20	8,40	M.8	200	200
AGID 15/20	43005555	15	20	8,40	M.8	200	200
AGID 16/20	43005563	16	20	8,40	M.8	100	100
AGID 18/20	43005571	18	20	8,40	M.8	100	100
AGID 19/20	43005580	19	20	8,40	M.8	100	100
AGID 20/20	43005598	20	20	8,40	M.8	100	100
AGID 21/20	43005600	21	20	8,40	M.8	100	100
AGID 22/20	43005619	22	20	8,40	M.8	100	100
AGID 23/20	43005627	23	20	8,40	M.8	50	50
AGID 24/20	43005635	24	20	8,40	M.8	100	100
AGID 25/20	43005643	25	20	8,40	M.8	100	100
AGID 26/20	43005652	26	20	8,40	M.8	100	100
AGID 27/20	43005661	27	20	8,40	M.8	100	100
AGID 28/20	43005670	28	20	8,40	M.8	100	100
AGID 29/20	43005688	29	20	8,40	M.8	100	100
AGID 30/20	43005696	30	20	8,40	M.8	50	50

TECHNICAL INFORMATION	
	<b>MATERIAL</b> STAINLESS STEEL - AISI 304
	<b>FINISH</b> STAINLESS STEEL
	<b>TEMPERATURE RESISTANCE</b> -40 + 120 °C



# DIN 3016 P-Clip Form D

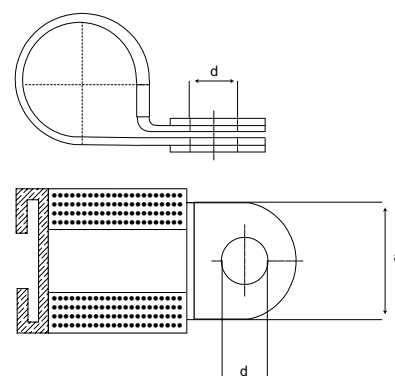
P-Clips are recommended for fastening pipes, hoses and conduits in many different applications.



## 20 mm Band

Denomination	Part Number	Diameter Application	Band Width a	d	For Metric Screw	Box Quantity (MOQ)	Outer Packing
AGID 32/20	43005715	32	20	8,40	M.8	50	50
AGID 34/20	43005731	34	20	8,40	M.8	50	50
AGID 35/20	43005740	35	20	8,40	M.8	50	50
AGID 36/20	43005758	36	20	8,40	M.8	50	50
AGID 38/20	43005774	38	20	8,40	M.8	50	50
AGID 40/20	43005790	40	20	8,40	M.8	50	50
AGID 42/20	43005811	42	20	8,40	M.8	50	50
AGID 44/20	43005833	44	20	8,40	M.8	50	50
AGID 45/20	43005844	45	20	8,40	M.8	50	50
AGID 48/20	43005877	48	20	8,40	M.8	50	50
AGID 50/20	43005899	50	20	8,40	M.8	50	50
AGID 52/20	43005911	52	20	8,40	M.8	50	50
AGID 54/20	43005933	54	20	8,40	M.8	50	50
AGID 60/20	43005944	60	20	8,40	M.8	50	50
AGID 63/20	43006022	63	20	8,40	M.8	50	50
AGID 66/20	43006054	66	20	8,40	M.8	50	50
AGID 70/20	43006099	70	20	8,40	M.8	25	25
AGID 73/20	43006131	73	20	8,40	M.8	25	200
AGID 77/20	43006160	77	20	8,40	M.8	25	25
AGID 90/20	43006290	90	20	8,40	M.8	25	25
AGID 98/20	43006299	98	20	8,40	M.8	100	100

TECHNICAL INFORMATION	
<b>MATERIAL</b>	STAINLESS STEEL - AISI 304
<b>FINISH</b>	STAINLESS STEEL
<b>TEMPERATURE RESISTANCE</b>	-40 + 120 °C



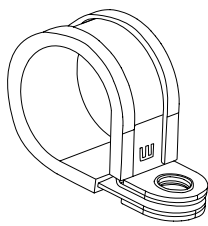
# DIN 3016 P-Clip Form D

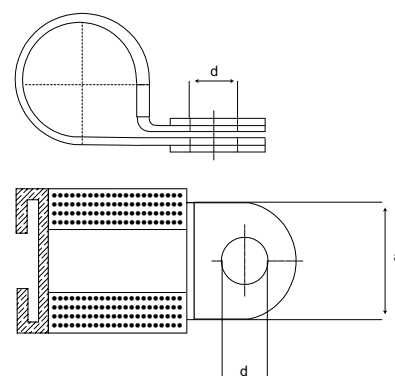
P-Clips are recommended for fastening pipes, hoses and conduits in many different applications.



## 25 mm Band

Denomination	Part Number	Diameter Application	Band Width a	d	For Metric Screw	Box Quantity (MOQ)	Outer Packing
AGID 10/25	43006300	10	25	10,50	M.10	100	100
AGID 14/25	43006333	14	25	10,50	M.10	100	100
AGID 18/25	43006377	18	25	10,50	M.10	100	100
AGID 20/25	43006395	20	25	10,50	M.10	100	100
AGID 28/25	43006477	28	25	10,50	M.10	50	50
AGID 35/25	43006544	35	25	10,50	M.10	50	50
AGID 46/25	43006672	46	25	10,50	M.10	25	25
AGID 50/25	43006716	50	25	10,50	M.10	25	25
AGID 60/25	43006791	60	25	10,50	M.10	25	25
AGID 70/25	43006891	70	25	10,50	M.10	25	25

	TECHNICAL INFORMATION	
	<b>MATERIAL</b>	STAINLESS STEEL - AISI 304
	<b>FINISH</b>	STAINLESS STEEL
	<b>TEMPERATURE RESISTANCE</b>	-40 + 120 °C





W5

## DIN 3016 P-Clip Form D

DIN 3016 Rubber lined P-Clips are manufactured from steel strips lined with EPDM rubber. This rubber liner ensures a safe tight-fitting assembly, protects the application area and prevent possible damage caused by vibration. The screw holes are reinforced with metal plates to guarantee a solid grip. P-Clips are recommended for fastening pipes, hoses and conduits in many different applications.

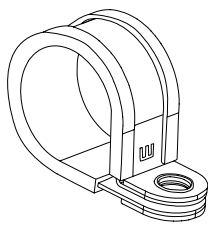
Denomination	Part Number	Diameter Application	Band Width a	d	For Metric Screw	Box Quantity (MOQ)	Outer Packing
AGID 6/12	53003866	6	12	5,30	M.5	500	5000
AGID 21/12	53004019	21	12	5,30	M.5	100	400
AGID 8/15	E0150009	8	15	6,40	M.6	1000	1000
AGID 9/15	53004698	9	15	6,40	M.6	500	500
AGID 10/15	53004704	10	15	6,40	M.6	500	500
AGID 12/15	53004724	12	15	6,40	M.6	200	200
AGID 14/15	53004745	14	15	6,40	M.6	250	250
AGID 15/15	53004751	15	15	6,40	M.6	250	250
AGID 16/15	53004767	16	15	6,40	M.6	200	200
AGID 18/15	53004783	18	15	6,40	M.6	200	200
AGID 19/15	E0150048	19	15	6,40	M.6	200	200
AGID 20/15	53004802	20	15	6,40	M.6	200	200
AGID 22/15	53004823	22	15	6,40	M.6	200	200
AGID 28/15	53004885	28	15	6,40	M.6	100	100
AGID 35/15	53004952	35	15	6,40	M.6	100	100
AGID 6/20	E0150034	6	20	8,40	M.8	250	250
AGID 10/20	53005509	10	20	8,40	M.8	250	250
AGID 12/20	E0150035	12	20	8,40	M.8	200	200
AGID 13/20	53005534	13	20	8,40	M.8	100	100

# DIN 3016 P-Clip Form D

P-Clips are recommended for fastening pipes, hoses and conduits in many different applications.



Denomination	Part Number	Diameter Application	Band Width a	d	For Metric Screw	Box Quantity (MOQ)	Outer Packing
AGID 16/20	E0150028	16	20	8,40	M.8	100	100
AGID 18/20	E0150036	18	20	8,40	M.8	100	100
AGID 19/20	53005582	19	20	8,40	M.8	100	100
AGID 20/20	53005594	20	20	8,40	M.8	100	100
AGID 21/20	E0150030	21	20	8,40	M.8	100	100
AGID 22/20	E0150032	22	20	8,40	M.8	100	100
AGID 24/20	E0150037	25	20	8,40	M.8	100	100
AGID 25/20	E0150042	25	20	8,40	M.8	100	100
AGID 28/20	E0150016	28	20	8,40	M.8	100	100
AGID 32/20	E0150049	32	20	8,40	M.8	50	50
AGID 36/20	E0150033	36	20	8,40	M.8	100	100
AGID 42/20	53005815	42	20	8,40	M.8	50	50
AGID 54/20	53005936	54	20	8,40	M.8	50	50
AGID 18/25	53006378	18	25	10,50	M.10	100	100
AGID 21/25	53006406	21	25	10,50	M.10	50	50
AGID 30/25	E0150043	30	25	10,50	M.10	1000	1000
AGID 35/25	E0150044	35	25	10,50	M.10	1000	1000

	TECHNICAL INFORMATION	
	<b>MATERIAL</b>	W5 - AISI 316
	<b>FINISH</b>	STAINLESS STEEL
	<b>TEMPERATURE RESISTANCE</b>	-40 + 120 °C

