



Ramps - Product Catalogue

Stepless
by Guldmann

Accessibility is essential

The world is full of different levels. There are obstacles everywhere that make everyday life difficult for many people with reduced mobility. Even a small doorstep can be a hindrance.

Stepless supplies a wide range of ramps, including everything from small cover plates and doorstep ramps to portable solutions.

The ramps are used to eliminate the kinds of minor height differences often encountered when negotiating steps, stair and kerbs, for example. A ramp ensures better accessibility for everybody – wheelchair

users, people who walk with difficulty, people pushing prams, etc.

Our products are made of a variety of materials and are available in different lengths and widths with different surface finishes. The wide range of products makes us able to provide exactly the right ramp for every individual need.

Over 40 years of experience

Stepless is a division of Guldmann – and a specialist brand that focuses exclusively on accessibility solutions.

We supply a wide range of high-quality products designed to eliminate hindrances and difficulties caused by height

differences, in order to make sure people with limited mobility have easy, dignified access to all kinds of buildings and means of transport.

Guldmann is a Danish-based company with more than 40 years of experience working with the development, manufacture, and sales of welfare technology for people with reduced capabilities, and work tools for those who help and care for them.

You can find more information on our Stepless products including lifting platforms, customized solutions and solutions for public transport on www.stepless.com.





PORTABLE RAMPS 4

- Plain ramp 4
- Telescopic ramp 4
- Folding ramp 4
- Folding Telescopic ramp 4

- Wide folding Pro ramp 8
- Wide plain ramp 9
- Wide folding ramp 9
- Doorstep ramp 9

- Telescopic EasyFold ramp 10
- EasyFold Pro ramp 10
- EasyFold Pro3 ramp 10

- Lite ramp 12

- Technical specifications 14

- Selecting the most suitable length of ramp 16

COVER PLATES 17

EXCELLENT RAMP KITS 18



Plain ramp

Ideal for uniform height differences, where there is a need for the least possible weight, and where the ramp is used often in the same place.

Item no. 30006-xxx



Telescopic ramp

A flexible ramp that can be used in many places and with varying height differences where height and length are variable. Takes up little space when not in use.

Item no. 30016-xxx



Folding ramp

Ideal for uniform height differences. Takes up little space when not in use and easy to transport.

Item no. 30026-xxx



Folding Telescopic ramp


The combination of folding and telescopic provide additional flexibility in relation to different height levels. Easy to transport and takes up little space when not in use.

Item no. 30026-xxx-T



The ramps are used to negotiate steps and kerbs, when the wheelchair is to be put in a vehicle, or when one needs to even out a relatively small height difference.





Moulded nylon glide rails - increase stability, repel dirt and sand, make length adjustment smooth and noiseless and prevent rattling during transport.

Maintenance-free extruded and anodized aluminium profiles - increase stability and strength.

Foldable handles - convenient during use and storage.

Integrated non-skid surface with holes for drainage - provides a good foothold under all conditions and will not wear out.

Unique lock feature. Prevents the ramps from sliding apart during transport.

A well thought out ramp






Wide folding Pro ramp

Ideal for places where the ramp should be used permanently or for a longer time. The mesh surface makes the ramp extra durable and excellent in all weather conditions. The ramp can be used for many applications from wheelchairs to light industrial trolleys.


Item no. 30046-xxx



Wide plain ramp

Ideal in places where the ramp is permanently in position or always used in the same place. Provides increased safety for users and helpers. Good for scooters and electric wheelchairs where comfort is a major consideration.


Item no. 30030-xxx



Wide folding ramp

Ideal when the ramp is used in the same place and for placing in the car. Provides increased safety for users and helpers. Good for scooters and electric wheelchairs where comfort is a major consideration. Takes up less space than the wide plain ramp when not in use.

Item no. 30040-xxx



Doorstep ramp

The doorstep ramp is placed over the existing doorstep and thereby eases approach from both sides.

Material: Bent 3 mm aluminium plate with black non-slip covering.


Item no. 39167 / 77



Telescopic EasyFold ramp

Perfect for overcoming larger height differences. A wide ramp that is easily extended to the desired length. Can be folded along its width and extended in length, thus taking up less space than other long ramps – also during transport and storage. Excellent for scooters and electric wheelchairs.

Item no. 30070-xxx



EasyFold Pro ramp

Wide ramp in a simple and lightweight design for heavy loads. With a maximum load of 350 kg this ramp is ideal for electric wheelchairs and scooters. The ramp can be easily folded in half, meaning it takes up less room during storage. The handle makes it easier to position the ramp. It can be carried and transported like a suitcase.

Item no. 30080-xxx



EasyFold Pro3 ramp

3-fold ramp with a wide driving surface which when folded takes up minimal space during transport and storage. The lock ensures that the ramp remains folded during transport. With a maximum load of 350 kg the ramp is suitable for electric wheelchairs and scooters.

Item no. 30085-xxx







Lite ramps

Low weight – easy to transport

Stepless Lite ramps are the absolute lightest ramps on the market due to their unique material composition consisting of glass and graphite fibres.


This special material composition offers the same characteristics as a tennis racquet: it is both light and strong.

High level of safety – easy handling

The driving surface has a non-slip covering. Stepless Lite ramps are easy to fold and unfold. The ramps have a simple folding joint, making it easy for both users and helpers to use them.


Its lightweight design (for 700 mm, the ramp weighs only 3.5 kg) also means that the ramp can be transported in the rear of a wheelchair without causing stability problems.

Stepless Lite ramps are an obvious choice for users/helpers who want minimal weight, or for the more active wheelchair user. Great for travel or a trip to town.



Lite ramp

Item no. 30100-xxx



Lite ramp, 3-fold


Item no. 30200-xxx

Technical specifications

Item no.	Type	Max/min length mm	Inner width mm	Outer width max mm	Width folded max mm	Max load kg/pair	Weight kg/each
30006-050	Plain ramp	550	210	235	-	400	1.5
30006-100	Plain ramp	1160	210	235	-	400	3.1
30016-090	Telescopic ramp	840/580	190	235	-	400	2.8
30016-120	Telescopic ramp	1130/750	190	235	-	400	3.7
30016-200	Telescopic ramp	1960/1160	190	235	-	300	5.6
30016-200-3	Telescopic ramp, 3-part	1930/870	170	235	-	300	6.5
30016-300-3	Telescopic ramp, 3-part	2820/1160	170	235	-	250	8.2
30026-200-T	Folding Telescopic ramp	1950/760	190	235	-	300	6.8
30026-300-T	Folding Telescopic ramp	2700/1010	190	235	-	300	8.6
30026-110	Folding ramp	1040/570	210	235	-	400	3.8
30026-150	Folding ramp	1440/760	210	235	-	400	4.9
30026-200	Folding ramp	1940/1010	210	235	-	300	6.3
30030-100	Wide plain ramp	1000	770	880	-	325	9.7
30030-125	Wide plain ramp	1250	770	880	-	325	12.1
30030-150	Wide plain ramp	1500	770	880	-	325	14.4
30030-200	Wide plain ramp	2000	770	880	-	325	19.1
30030-300	Wide plain ramp	3000	770	880	-	200	28.6
30040-150	Wide folding ramp	1500/780	770	880	-	325	17.5
30040-200	Wide folding ramp	2000/1030	770	880	-	325	22.2
30040-250	Wide folding ramp	2500/1280	770	880	-	200	26.9
30040-300	Wide folding ramp	3000/1530	770	880	-	200	31.7
30046-100	Wide folding Pro ramp	1000/520	820	870	-	400	11
30046-160	Wide folding Pro ramp	1600/850	820	870	-	400	18
30046-200	Wide folding Pro ramp	2000/1050	820	870	-	400	21
30046-250	Wide folding Pro ramp	2500/1300	820	870	-	400	25
30046-280	Wide folding Pro ramp	2800/1450	820	870	-	400	29



Item no.	Type	Max/min length mm	Inner width mm	Outer width max mm	Width folded max mm	Max load kg/pair	Weight kg/each
39167	Doorstep ramp	670 x 600 x 25	-	-	-	350	3.4
39177	Doorstep ramp	770 x 600 x 25	-	-	-	350	4.3
30070-180	Telescopic EasyFold ramp	1830/1120	760	820	405	325	16.4
30070-210	Telescopic EasyFold ramp	2130/1270	760	820	405	325	18.9
30070-240	Telescopic EasyFold ramp	2440/1430	760	820	405	325	21.4
30070-300	Telescopic EasyFold ramp	3050/1730	760	820	405	200	26.4
30080-095	EasyFold Pro ramp	935	760	776	398	350	7.8
30080-120	EasyFold Pro ramp	1185	760	776	398	350	9.0
30080-150	EasyFold Pro ramp	1485	760	776	398	350	11.4
30080-180	EasyFold Pro ramp	1785	760	776	398	350	13.4
30080-210	EasyFold Pro ramp	2085	760	776	398	350	15.8
30085-165	EasyFold Pro3 ramp	1635	760	786	273	350	13.4
30100-070	Lite ramp	700	730	730	365	300	3.5
30100-085	Lite ramp	850	780	780	390	300	4.0
30100-125	Lite ramp	1250	760	780	390	300	6.0
30100-165	Lite ramp	1650	760	780	390	300	7.5
30100-205	Lite ramp	2050	760	780	390	300	9.5
30100-000	Lite carrying bag for 700 mm ramp	-	-	-	-	-	-
30200-047	Lite ramp, 3-fold	470	800	820	290	300	2.5
30200-072	Lite ramp, 3-fold	720	800	820	290	300	3.5
30200-000	Lite 3-fold carrying bag	-	-	-	-	-	-



Selecting the most suitable length of ramp

Always select the longest possible ramp. The longer the ramp, the less gradient to overcome. In general the following lengths of ramps are recommended in relation to the gradient indicated:

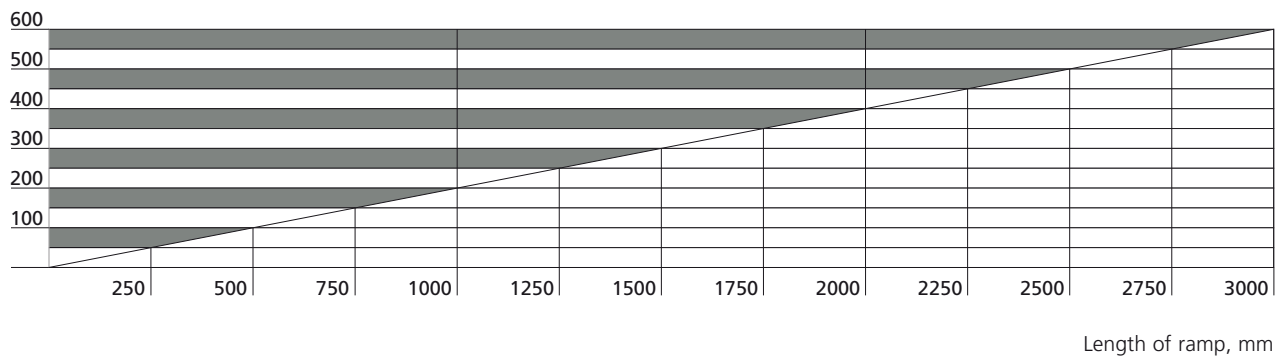
For independent users of manual wheelchairs: Max. gradient 1:7.

For manual wheelchairs pushed by a helper and for electric wheelchairs: Max. gradient 1:5.



Gradient diagram 1:5

Difference in height, mm




Cover plates – for indoor doorsteps

Installing Stepless cover plates removes doorsteps as an obstacle for wheelchair and rollator users in a discreet, aesthetically pleasing manner. The obstacle is permanently eliminated by removing the existing doorstep and installing a Stepless cover plate in its place. The cover plate is fitted completely flush with the floor.

Item no.	Type	Length x width, mm
780105	Cover plate bronze/champagne-coloured, aluminium	1800 x 105
780130	Cover plate bronze/champagne-coloured, aluminium	1800 x 130
780155	Cover plate bronze/champagne-coloured, aluminium	1800 x 150
780180	Cover plate bronze/champagne-coloured, aluminium	1800 x 180
780199	Cover plate aluminium-coloured, aluminium (without grooves)	1800 x 50
780200	Cover plate aluminium-coloured, aluminium	1800 x 80
780201	Cover plate aluminium-coloured, aluminium	1800 x 105
780202	Cover plate aluminium-coloured, aluminium	1800 x 130
780204	Cover plate aluminium-coloured, aluminium	1800 x 150
780206	Cover plate aluminium-coloured, aluminium	1800 x 180

Material: Extruded aluminium with incorporated non-slip surface (grooves).

Max. load: 500 kg





Excellent ramp kits *– ramps for many purposes*

Stepless Excellent ramps make it easy to negotiate doorsteps, both indoors and outdoors.

These doorstep ramps are sold in kits that are simple to handle and install. The kits are supplied complete with the relevant instructions and accessories for installation and individual adjustment.

Stepless Excellent ramp kits are available in two widths: 750 mm and 1000 mm. Several kits can cope with height differences of up to 199 mm.

The outdoor version is labelled “S” for SlipStop – an extra non-skid layer to make outdoor ramps even safer.

Stepless Excellent ramp kits are 100% PVC-free plastic and reusable.

750 mm width

Item No.	Type	W x L x H mm
11-12101	Kit 1 – up to 55 mm	750 x 250 x 55
11-12102	Kit 2 – up to 91 mm	750 x 500 x 91
11-12103	Kit 3 – up to 127 mm	750 x 750 x 127
11-12104	Kit 4 – up to 163 mm	750 x 1000 x 163
11-121045	Kit 5 – up to 199 mm	750 x 1250 x 199
11-12105	Kit Add-on1 – repair ¹⁾	750 x 62 x 15

750 mm width with SlipStop (outdoor use)

Item No.	Type	W x L x H mm
11-12112	Kit 1S – up to 55 mm	750 x 250 x 55
11-12113	Kit 2S – up to 91 mm	750 x 500 x 91
11-12114	Kit 3S – up to 127 mm	750 x 750 x 127
11-12115	Kit 4S – up to 163 mm	750 x 1000 x 163
11-121155	Kit 5S – up to 199 mm	750 x 1250 x 199

¹⁾ Kit Add-on1 – repair set

Used for extra height adjustment up to 15 mm on Kit 1-4 or as a repair set when re-locating Kit 1-4.

²⁾ Kit Add-on100 - repair set

Used for extra height adjustment up to 15 mm on Kit 101-104 or as a repair set when re-locating Kit 101-104.

1000 mm width


Item No.	Type	W x L x H mm
11-12107	Kit 101 – up to 55 mm	1000 x 250 x 55
11-12108	Kit 102 – up to 91 mm	1000 x 500 x 91
11-12109	Kit 103 – up to 127 mm	1000 x 750 x 127
11-12110	Kit 104 – up to 163 mm	1000 x 1000 x 163
11-121105	Kit 105 – up to 199 mm	1000 x 1250 x 199
11-12111	Kit Add-on100 - repair ²⁾	1000 x 62 x 15

1000 mm width with SlipStop (outdoor use)

Item No.	Type	W x L x H mm
11-12116	Kit 101S – up to 55 mm	1000 x 250 x 55
11-12117	Kit 102S – up to 91 mm	1000 x 500 x 91
11-12118	Kit 103S – up to 127 mm	1000 x 750 x 127
11-12119	Kit 104S – up to 163 mm	1000 x 1000 x 163
11-121195	Kit 105S – up to 199 mm	1000 x 1250 x 199

Doorstep ramp with corner modules

Item No.	Type	W x L x H mm
11-12501	Package of 1 complete kit of doorstep ramps with corner modules. Fits both sides of the doorstep.	
	Dimension on the low side:	1000 x 125 x 21
	Dimension on the high side:	1250 x 250 x 39



Access for all

Stepless provides accessibility solutions
for many different types of buildings



Heritage Buildings



Public Buildings



Private Homes



Public Transport

