



10,000mAh WIRELESS MAGNETIC POWER BANK

with Phone Stand, Wireless Charging, USB & Type-C Ports

User Manual

TABLE OF CONTENTS

What's Included	1
Battery Level Display	1
Components	2
Product Setup	3
Getting Started	
Power On/Off	
Recharging the Power Bank	4
Charging & Compatibility	5-7
Wireless Charging	
Using a Connected Charging Cable	
Using the Magnetic Ring	8
Using the Stand	9
Technical Specifications	10
Safety Information	11
Safety Warnings	12-13
Air Travel	
Warranty Information	14-21

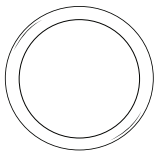
As utilized herein, any reference to "Boundless" or "Boundless Innovations" shall be deemed to refer to Boundless Innovations, Inc., an Illinois corporation.

SCAN ME

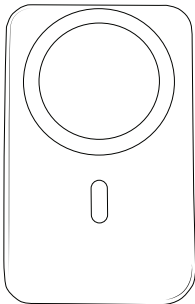


**Scan to learn more about using the features
of your Wireless Magnetic Power Bank**

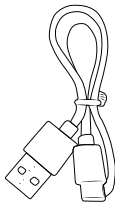
WHAT'S INCLUDED



Magnetic Ring



Wireless Magnetic
Power Bank



Type-C Charging
Cable

COMPONENTS

1. Wireless Charger
2. Battery Level Display
3. Alignment Magnets
4. USB Charging Port
5. Type-C Charging Port
6. Power Button
7. Magnetic Foldable Stand



PRODUCT SETUP

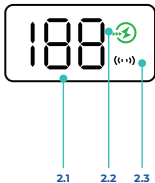
GETTING STARTED

The Wireless Magnetic Power Bank will arrive with a partial charge. It is recommended to charge the battery to 100% upon arrival and after each use.

POWER ON/OFF

Press the Power Button to turn on the Power Bank. After ± 30 seconds, it will turn off automatically if not charging a device.

BATTERY LEVEL DISPLAY



2.1 BATTERY LIFE LEVEL

The number displayed is the percentage of battery remaining in the power bank.

2.2 FAST CHARGING ICON

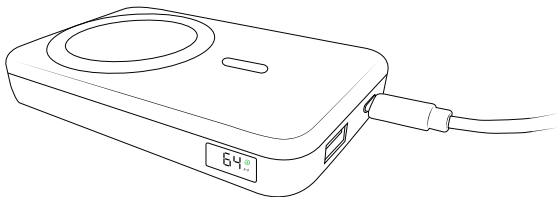
Illuminates when a phone that supports fast charging with fast charging cable or wireless charging.

2.3 WIRELESS CHARGING ICON

This icon is always present, indicating the ability to wirelessly charge.

RECHARGING THE POWER BANK

To recharge, use the included Type-C Charging Cable and any USB power source (i.e. a wall adapter, computer USB port, car charger, etc. – not included). Once plugged into a power source, the Battery Level Display will illuminate with the current percentage of battery. As the power bank charges, the level will blink and count up. The power bank is fully charged when the level has reached 100%.



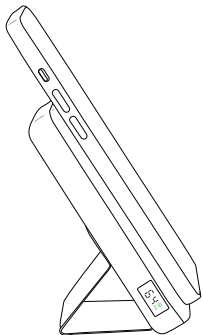
CHARGING & COMPATIBILITY

WIRELESS CHARGING

MagSafe® is a technology developed by Apple™ that is built into the internal engineering of select iPhone® models (iPhone 12 and newer).

The magnet of the Power Bank will align with the wireless charger inside the iPhone to provide a faster charge and ensure the Power Bank stays in place.

1. Press the Power Button to turn on the Power Bank.
2. Align it with the charging coils on your device. If it is compatible with MagSafe, the Power Bank will secure to the device via magnetic connection.
3. The device will begin to charge.



iPhone models compatible with MagSafe: iPhone 14, iPhone 14 Pro, iPhone 13, iPhone 13 Pro, iPhone 12, and iPhone 12 Pro.

(list updated February 2023)

MagSafe and iPhone are registered trademarks of Apple, Inc.

CHARGING & COMPATIBILITY

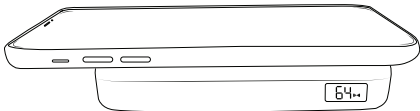
WIRELESS CHARGING (cont'd)

No MagSafe? The wireless charger is compatible with phones that are enabled with wireless charging.

1. Press the Power Button to activate wireless charger.
2. Align the Power Bank with the charging coils on the back of the phone.
3. The device will begin to charge.

Note: If the device does not begin to charge, adjust the positioning on top of the Wireless Charging Pad until there is a successful connection.

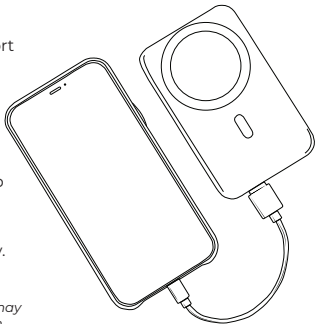
Refer to your smart phone's manual to confirm wireless charging compatibility.



USING A CONNECTED CHARGING CABLE

- A. USB Charging Port
 - B. Type-C Charging Port
1. Connect a compatible charging cable to one of the ports.
 2. Connect the other end of the charging cable to compatible device.
 3. The device will begin to charge automatically.

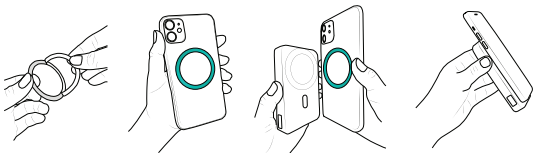
Note: Multiple charging methods may be used at once, but will slow down charging speed and more quickly decrease the power bank's battery level.



USING THE MAGNETIC RING

By adding the Magnetic Ring to the back of a device or case, a more secure connection between the Power Bank and the device will be made to limit charging interruptions.

1. Peel the brown adhesive protector off the magnetic ring.
2. Place magnetic ring adhesive-side down onto the back of the smart phone or case.
3. Line up the ring on the power bank with the magnetic ring.



Use the Magnetic Ring with wireless-enabled devices not equipped with MagSafe technology.

Wireless charging placement differs by device. Scan the code for troubleshooting and tips on applying the magnetic ring.

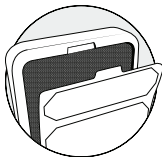
Use of the Magnetic Ring is at the consumer's discretion and Boundless will not be held liable for any damages to devices incurred during loss of magnetic connection.

USING THE STAND

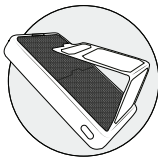
The Magnetic Foldable Stand is stored flat on the backside of the Wireless Magnetic Power Bank.

1. Looking at the back of the unit (side opposite of the wireless charging ring), lift off the magnetic foldable stand using the tab at the top.
2. Pull the tab down, creating a triangle with the folding magnetic flap.
3. Line up the tabbed edge of the stand with the matching outline.

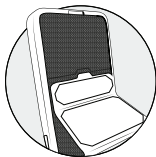
The magnet will set the stand in place. To disengage, lift the magnetic flap up and lay back flat.



1



2



3

TECHNICAL SPECIFICATIONS

Model: BND-MAG1-XXX	
Dimensions	4.33 in x 2.72 in x 0.71 in
Weight	7.58 oz (0.474 lb)
Type-C (Input)	5V/3A 9V/2A 12V/1.5A
Type-C (Output)	PD 20W
USB Port (Output)	QC 22.5W
Wireless Charger (Output)	5W 7.5W 10W 15W
Battery Capacity	10,000mAh
Battery Level Indicator	Digital Display
Recharge Time	±4 hours

SAFETY INFORMATION

By using the Boundless™ 10,000mAh Wireless Magnetic Power Bank w/Phone Stand, USB & Type-C Ports (“Wireless Magnetic Power Bank”), you hereby agree that Boundless Innovations, Inc. an Illinois corporation (and its affiliates, related companies, officers, and employees) shall have no liability for any losses associated with property damage, personal injury or loss of life that are incurred by you or by any third party in connection with or relating in any manner whatsoever to your use of the Wireless Magnetic Power Bank. By using the Wireless Magnetic Power Bank, you hereby agree at all times to comply fully with all safety warnings, operating instructions, and general safety information in this user manual. By using the Wireless Magnetic Power Bank, you further agree to hold harmless Boundless, (and Boundless’ officers, directors, shareholders, and employees) in connection with any losses sustained by you (including, without limitation, losses arising in whole or in part from property damage, personal injury or loss of life) relating in any manner whatsoever to your use of the Wireless Magnetic Power Bank.

SAFETY WARNINGS

- The Wireless Magnetic Power Bank is **NOT** a toy and should be kept away from children.
- Do **NOT** use the Wireless Magnetic Power Bank near a magnetic or electric field.
- Do **NOT** use the Wireless Magnetic Power Bank in extreme temperatures for extended periods of time.
- Do **NOT** use the Wireless Magnetic Power Bank if it has been damaged and/or modified.
- Do **NOT** subject the Wireless Magnetic Power Bank to harsh chemicals.
- Do **NOT** submerge the Wireless Magnetic Power Bank or its accessories in water.
- Do **NOT** store the Wireless Magnetic Power Bank where temperatures will exceed 140° F (60° C).
- Do **NOT** insert any foreign objects into the openings or port of the Wireless Magnetic Power Bank.
- Do **NOT** charge the Wireless Magnetic Power Bank in high humidity conditions.

- Do **NOT** attempt to replace the battery as it is a non-serviceable part.
- Do **NOT** attempt to disassemble, repair, or open the Wireless Magnetic Power Bank or its accessories in any way.
- Do **NOT** paint or apply coatings to the Wireless Magnetic Power Bank as you might affect moving parts or damage internal components.
- Do **NOT** leave the Wireless Magnetic Power Bank plugged in for extended periods of time. Doing so may decrease the life of the battery.
- Batteries should be recycled or disposed of, as per state and local guidelines.

AIR TRAVEL

- You may carry the Wireless Magnetic Power Bank on an airplane. Do **NOT** travel with the Wireless Magnetic Power Bank in your checked baggage.
- For more information, visit: <https://www.faa.gov/travelers>

LIMITED WARRANTY

Your use of the product shall at all times require you to comply with all terms, conditions of use, instructions and recommendations set forth within this User Manual and the Boundless Terms and Conditions found at:

Warranty Terms and Conditions:

BoundlessInnovations.com/Warranty

Are you having issues with your Boundless™ product?

We stand behind each product with a One (1) Year Limited Warranty by Boundless Innovations.

Contact our support team today at:
BoundlessInnovations.com/Support
Support@BoundlessInnovations.com
(888) 310-0007

Subject to the exclusions contained below, Boundless Innovations, Inc. (“Boundless”) warrants the Boundless product to be free from defects in materials and workmanship under normal consumer usage for a period of one (1) year from the date of original purchase, (the “Boundless Limited Warranty”). As utilized herein, any reference to “Boundless Innovations” or the term “Boundless” (or the singular, Boundless product) shall be deemed to refer to Limitless Innovations, Inc. dba Boundless Innovations, Inc., an Illinois corporation, and the products set forth in the what’s included section of the User Manual that may be sold by Boundless now or in the future.

This Boundless Limited Warranty is a consumer’s sole and exclusive remedy regarding any express warranty claim by a consumer and is subject to the exclusions on the following pages:

Exclusions: The Boundless Limited Warranty shall not apply in the event of the occurrence of any of the following:

1. Normal Wear and Tear. The Boundless Limited Warranty shall not apply to cover the maintenance, repair and/or

LIMITED WARRANTY (CONTINUED)

replacement of parts or the Boundless products due to normal wear and tear by the consumer.

2. Abuse and Misuse. The Boundless Limited Warranty shall not cover defects or damage that result in whole or in part from: (a) improper operation, storage, misuse or abuse, accident or neglect by the consumer (including, without limitation, physical damage, cracks and scratches to the surface of the Boundless product; (b) contact with liquid, water, rain, extreme humidity or heavy perspiration, sand, dirt or the like, extreme heat, or food; (c) use of the Boundless product for commercial purposes; (d) subjecting the Boundless product to abnormal usage or conditions; and/or (d) other acts which are not the sole and absolute fault of the Boundless product.

3. Unauthorized Service or Modification. The Boundless Limited Warranty shall not cover defects or damages resulting in whole or in part from service, testing, adjustment, installation, maintenance, alteration, or modification in any way by someone other than Boundless or its authorized service centers.

4. Altered Products. The Boundless Limited Warranty

shall not cover defects or damages to a Boundless product with; (a) serial numbers or date tags that have, at any time, been removed, altered, or obliterated; (b) broken seals or that show evidence of tampering; (c) mismatched board serial numbers; or (d) non-conforming or non-Boundless housings, or components.

5. Communication Services. Defects, damage, or the failure of the Boundless products due to any communication service or signal you may subscribe to or use with the Boundless product or software.

WHO IS COVERED?

This warranty extends only to the first consumer purchaser and is not transferable to any third party nor applicable to any subsequent owner other than the first consumer purchaser.

WHAT WILL BOUNDLESS DO?

If Boundless determines, in its sole and absolute discretion, that a claim is subject to the Boundless Limited Warranty,

LIMITED WARRANTY (CONTINUED)

it will, at its sole option, repair or replace the Boundless product or alternatively, it will, in its discretion, refund the purchase price of any Boundless products or software. The Boundless product replacement will be with a functionally equivalent reconditioned / refurbished / pre-owned or new Boundless product or part.

For additional information:

BoundlessInnovations.com/Support
Support@BoundlessInnovations.com
(888) 310-0007

WHO DO I CONTACT TO MAKE A CLAIM?

In the event of any warranty claim under the Boundless Limited Warranty, you can contact the telephone number below or provide a written correspondence to the address below at which time and in response thereto, you will receive instructions on how to ship any Boundless product at your expense, to a Boundless authorized repair center. To obtain service, you must include: (a) a copy of your receipt, bill of sale or other comparable proof of purchase; (b) a written description of the problem; (c) the name if your

service provider, if applicable; and (d) your mailing address, email address and telephone number.

Mailing Address

(Please call (888) 310-0007 first to obtain RMA #)

Boundless Innovations
1412 Ridgeview Drive
McHenry, IL 60050

WHAT OTHER LIMITATIONS ARE THERE?

ANY WARRANTY CLAIM SHALL BE LIMITED TO BOUNDLESS COST OF MATERIAL ON THE BOUNDLESS PRODUCT DETERMINED TO HAVE A MANUFACTURER'S DEFECT. IN NO EVENT SHALL BOUNDLESS BE LIABLE TO ANY PARTY FOR ANY LABOR COSTS OR ANY OTHER DIRECT, INDIRECT, CONSEQUENTIAL, INCIDENTAL OR SPECIAL DAMAGES, WHETHER IN CONTRACT OR TORT AND BOUNDLESS EXPRESSLY DISCLAIMS LIABILITY FOR ANY DAMAGES OF ANY KIND ARISING UNDER ANY THEORY OF LAW WHATSOEVER. THE PERFORMANCE OF THE BOUNDLESS PRODUCT DEPENDS ON THE PURCHASER'S ADHERENCE TO MANUFACTURER

LIMITED WARRANTY (CONTINUED)

PRODUCT INSTRUCTIONS AND BOUNDLESS WILL NOT BE RESPONSIBLE TO PURCHASER FOR ANY DEVIATIONS THEREFROM. SOME STATES DO NOT ALLOW THE EXCLUSION OR LIMITATION OF INCIDENTAL OR CONSEQUENTIAL DAMAGES, SO THE ABOVE LIMITATION OR EXCLUSION REGARDING INCIDENTAL OR CONSEQUENTIAL DAMAGES MAY NOT APPLY TO YOU. ALL IMPLIED WARRANTIES, INCLUDING, WITHOUT LIMITATION, THE IMPLIED WARRANTY OF MERCHANTABILITY AND THE IMPLIED WARRANTY OF FITNESS FOR A PARTICULAR PURPOSE SHALL EXPIRE ON THE DATE WHICH IS 1 YEAR FROM THE DATE OF FIRST PURCHASE OF THE BOUNDLESS PRODUCT BY THE CONSUMER. SOME STATES DO NOT ALLOW LIMITATIONS ON HOW LONG AN IMPLIED WARRANTY LASTS, SO THE ABOVE LIMITATION MAY NOT APPLY TO YOU. WITH RESPECT TO THAT PERIOD OF TIME BEYOND THE BOUNDLESS 1 YEAR LIMITED WARRANTY PERIOD, BOUNDLESS DISCLAIMS AND FURTHER MAKES NO WARRANTY OF ANY KIND, EXPRESS OR IMPLIED, INCLUDING BUT NOT LIMITED TO, ANY WARRANTY OF MERCHANTABILITY OR WARRANTY OF FITNESS FOR A PARTICULAR PURPOSE. PLEASE NOTE THIS BOUNDLESS LIMITED WARRANTY GIVES YOU SPECIFIC LEGAL RIGHT,

AND YOU MAY ALSO HAVE OTHER RIGHTS WHICH VARY FROM STATE TO STATE.

NATIONAL STATUTORY RIGHTS

CONSUMERS IN SOME JURISDICTIONS MAY HAVE LEGAL RIGHTS UNDER APPLICABLE NATIONAL LEGISLATION GOVERNING THE SALE OF CONSUMER GOODS, INCLUDING, WITHOUT LIMITATION, NATIONAL LAWS IMPLEMENTING EC DIRECTIVE 99/44. THESE RIGHTS ARE NOT AFFECTED BY THE WARRANTIES IN THIS LIMITED WARRANTY.

For the full Warranty, Terms, and Conditions, please visit:
BoundlessInnovations.com/Warranty



BOUNDLESS[™]
INNOVATIONS

Designed in USA | Made in China

Phone: (888) 310-0007

Email: Support@BoundlessInnovations.com

Website: BoundlessInnovations.com

Boundless Innovations, Inc.[™]



[@BoundlessInnov](#)