



Who's Who Bingo!




Each person starts with a card of 9 pictures, the aim of the game is to get 3 in a row. The bingo 'caller' will have a stack of individual cards from the Rainbow Speakers pack, printed images or photos. For Who's who it doesn't matter if they are the same as the bingo cards as you are only identifying the character not the specifics of what they look like. Call out a card e.g. 'girl' or 'dog' until someone gets 3 in a row and calls bingo or holds up/indicates the bingo card below.





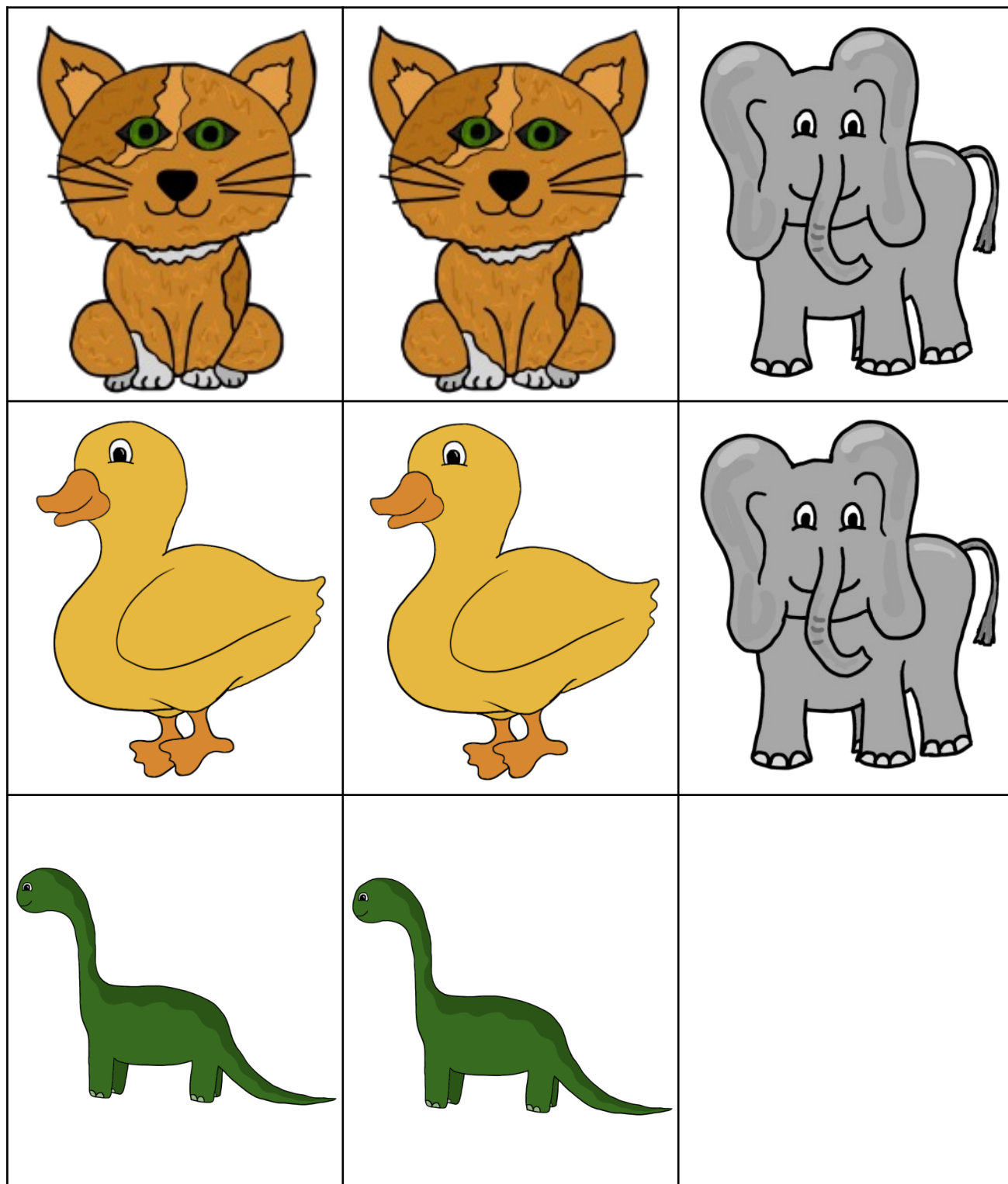




Who's Who Concentration!







All the cards are placed face down on the table or floor in front of the players in rows and columns. Take it in turns to turn over 2 cards, if they match the player keeps the card pair. Keep going until all of the cards have been collected in pairs. The player with the most pairs at the end of the game wins. You do not have to start playing with all the cards, if you want to make the game easier start with only 4 pairs and increase as you play more games. The focus of the game is on memory and matching identical images.









Who's Who Puzzles!



Each of the images can be cut into two, lay out 2 images with the halves separated and encourage the player to match the pieces to create a whole person. The more different pictures that are available the harder it will be, and if you want to increase the challenge you can cut the images into more pieces. Once the player has completed the puzzle encourage them to label the character e.g. they finished making the duck and you point at the puzzle and say 'duck' encouraging them to have a go too. You can also add your own photos or images creating more puzzles.

