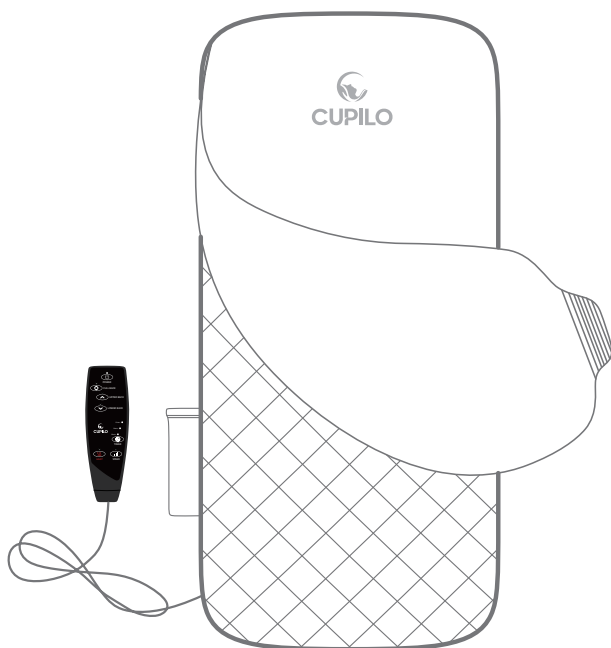


Use & care manual

Back Massager with Heat CPL-2241



Safety Instructions



**Please read the following instructions carefully before putting your massage device into use to ensure trouble-free operation and optimum efficiency.
Please retain these operating instructions for further use!**

- The massage device conforms to recognized technical principles and the latest safety regulations.
- Do not wet, do not use pins, never remove cover.
- This item is NOT A TOY. Close supervision is necessary when this appliance is used by, on, or near children or disabled persons.
- This appliance should never be left unattended when plugged in.
- Never use any power sources other than a standard 110V wall outlet as original equipment with this unit.
- Any possible repairs may only be carried out by authorized expert staff. Improper use and unauthorized repairs are not permitted for safety reasons and lead to loss of warranty.
- Never touch the power plug with wet hands.
- Please avoid contact of the device with water, high temperatures and direct sunlight.
- Do not use any damaged cables, plugs or loose sockets.
- Never operate under blankets where the air opening may be blocked.
- If plugs or cords are damaged, they must be replaced by the manufacturer, a service representative or by qualified personnel.
- In case of malfunction, disconnect immediately from the mains.
- Do not use if you have skin disorders, open wounds, or swollen or inflamed areas.
- Misuse or incorrect use excludes any liability for damage.
- Do not use this device while driving.
- Do not use while you sleep.
- In order to avoid excessively stimulating the muscles and nerves, the recommended massage time should not be exceeded 30 minutes at a time.
- Overlong application can result in skin burns.
- Do not use with infants, a helpless person or a person insensitive to heat.
- The device is not to be used for commercial use or medical purposes.

PLEASE NOTE !

- Each massage – even a hand massage – must be refrained from during pregnancy or if one or more of the following complaints are present in the massage area: recent injuries, thrombotic diseases, all kinds of inflammations and swellings, and cancer. It is recommended to consult a doctor before having a massage for the treatment of ailments and illnesses.
- If you are dependent on electrical aids e.g. pacemakers, please be sure to consult your doctor for medical advice before taking a massage.
- The packaging material supplied should not be used as a toy.

Failure to observe the above instructions may constitute misuse of the product and can cause serious injury or burns.

Have question ?



Tel: (248) 819-2623

Monday-Friday 9:00AM-4:30PM



Email: service@mycupilo.com

Instruction

Thank you for purchasing CUPILO Back Massager with Heat. With normal care and proper treatment, it will provide years of reliable service.

Please read all instructions carefully before using this product.

Please retain this manual for future reference.

CONTENTS



TECHNICAL DATA

Dimension: 24.8 x 11.4 x 3.7 inches

Weight: 4.3 LBS

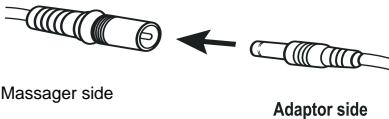
Voltage: 12V 2A

Rated Power: 24W

Timer: 15/20/30 min

Setup and Operation

1. Attach the massager to a chair with elastic straps or place it on other support.
2. Connect the adapter cable to the corresponding cable on the massager



3. Plug the home adapter into an outlet 100-240V.
4. Turn on the massager using the controller (instructions on page 4).
5. The detachable intensity control flap lets you choose a softer or more intense massage.
6. When finished place the controller in the pouch at the side of the massager.

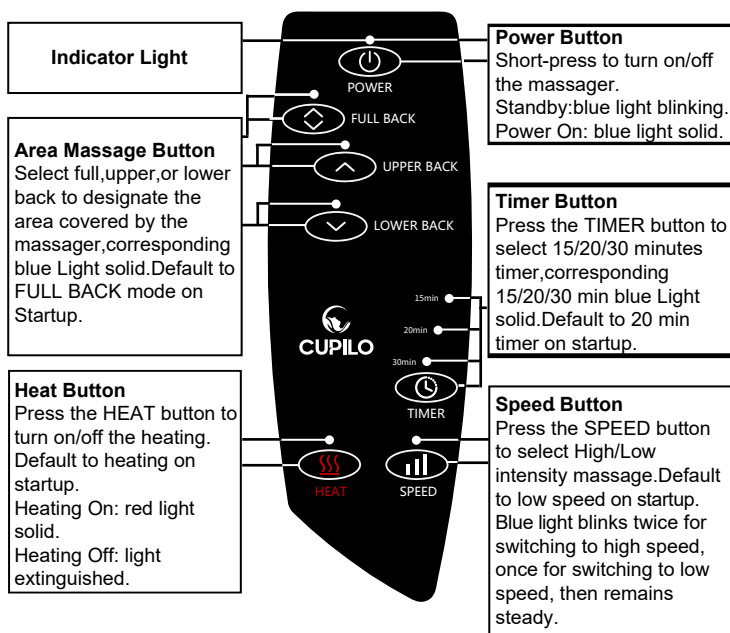


- The device will automatically switch off after 15/20/30 minutes timer run out.
- Remove the adapter from the outlet when not in use.
- Do not setup or use the massager in a bathroom or similiary wet / damp areas.

Attention

- **You should allow your body some rest periods. To avoid straining your muscles too much, we recommend to Not exceed a continuous massage of 30 Minutes per time and Not exceed 3 times use one day.**

Controller Instructions



Care and Cleaning Instructions

1. Do not wash in washing machine or immerse the product or the adapter in water.
2. Always switch off before cleaning and remove the adapter from the socket with clean, dry hands.
3. The massager should be wiped with a slightly moist cloth and dried thoroughly.
Do not wipe the product with alcohol or harsh chemicals such as thinner or bleach.
4. Do not overstretch the eAlastic back straps.
5. Keep away from heat, fire or exposure to direct sunlight.
6. Do not apply excessive pressure or impact onto massager/massage heads.
Application of a direct force in excess of 110 lbs. may damage your massager and invalidate your warranty. Refrain from over usage of the device.
7. Store the massager in a cool, dry place out of reach of children.
8. Avoid contact with sharp edges or pointed objects which might cut or puncture the cover of massager.

TROUBLESHOOTING GUIDE

Fault	Solutions
Massage heads rotating at reduced speed.	The load on the massage heads is excessive. Reduce load and try again.
Massage heads only rotate in the upper or lower region.	The massage has been activated for the upper or lower back region. Press the 'Full Back' button for the massage to cover both regions.
Device switches off suddenly	Device may have been in use for 15/20/30mins Auto-shut-off function activated. Continue using by pressing the 'POWER' button after resting the unit for 15mins.
	Over-heat protection function activated. Device is switched off for your safety. Please rest device for 15-30mins before restarting.
Device fail to start	Check if device has been used for more than 30 mins. Let device rest for 15 mins before continuing. Device may require longer time to cool in warmer environments.
	Check if adapter is plugged into socket.
	Check if adapter output is connected to device power inlet wire.
Massager are on but no motion from massage heads	Device may be jammed. Remove pressure / load from the device and press the 'Full Back' button to try again.

WARRANTY

If the product(s) is damaged or defective within a reasonable time, CUPILO offers the warranty as below.

Period	Return for refund	Return for replacement	Who paid shipping?
Within 30 Days	Yes	Yes if undamaged	Cupilo
31- 90 Days	Yes after being justified	Yes after being justified	Cupilo
91 Days - 1 Year	No	Yes after being justified	Buyer
1 Year - 3 Years	No	Only to buyers who have received extended warranty	Buyer

Cupilo warrants the product to be free from defects in workmanship and materials, under normal use, for a period of 12 months from the original invoice date, except as noted below. Cupilo products can be repaired or replaced within warranty period or returned for refund within 90 days if the products break down in the period of proper use.

The warranty extends only to consumers, NOT to any retailers or resellers. This warranty is effective only if the product is purchased and operated in the country in which the product is purchased. Warranty claims for product defects, unless extended warranty is registered, expire 12 months from the purchase day. Warranty claims CANNOT be processed for items that have exceeded the warranty period. The warranty does NOT cover the replaced, refurbished product. The warranty does have other limitations as below "Warranty Limitations". To obtain warranty service on Cupilo products, follow "Warranty Claim Procedures" below.

Warranty Claim Procedures:

1. Any product the customer believes is defective and seeks for warranty, the customer must provide to Customer Support:
 - a) Valid proof of purchase (see below the definition of valid proof of purchase);
 - b) Pictures and/or description are required to claim defective merchandise;
 - c) Model number and Series Number label attached to each product
2. If the warranty claim is justified by Cupilo Customer Support, customer(s) will obtain from Cupilo a Warranty/Return Authorization Number (RMA Number)
3. Cupilo reserves the right to specify that items be returned to the designated warehouse for inspection or be inspected by our representative in the field or be retained by customer.
4. Any claim for defective merchandise returns must be packed in original packaging
5. The item(s) will be repaired or replaced or a refund credit will be issued once the item(s) are delivered. When returning items with RMA# and a prepaid shipping label provided by Cupilo, Cupilo takes responsibility for any damage or loss incurred in transit.

Valid proof of purchase under this Warranty:

Cupilo's direct-authorized resellers, currently only at Amazon/eBay/Walmart. For product(s) obtained from other Channels, please contact the customer service of the Channel directly for appropriate solution.

WARRANTY

Warranty Limitations(this warranty does not include):

Normal wear and tear; Any condition resulting from other than ordinary residential wear or any use for which the product was not intended, such as use in rental or contract trade or commercial use; Any condition resulting from incorrect or inadequate maintenance or care; Damage resulting from misuse, abuse, negligence, accidents or shipping damage, exposed to environmental conditions temperatures, water, improper operation,improper installation, improper use of electrical supply; transportation damage; theft,vandalism or;Damage resulting from the attachment or modification of any unauthorized accessories;Fail to show the valid proof of purchase;Lost or stolen products;Items that have expired their warranty period; No quality-related issues (after 30 days of purchase);Free product/ Gift offer by Cupilo; unauthorized repairs or modification; Replaced or refurbished product.Dissatisfaction due to buyer's remorse (after 30 days of purchase).

Refund Procedures:

(Refer to <https://www.mycupilo.com/pages/return-policy>)

Warranty Disclaimer

THE WARRANTY PROVIDED HEREIN SHALL BE THE SOLE AND EXCLUSIVE WARRANTY. CUPILO SHALL HAVE NO LIABILITY FOR, AND EXPRESSLY DISCLAIMS ANY WARRANTY OR AFFIRMATION OF FACT, EXPRESS OR IMPLIED, OTHER THAN AS SET FORTH IN THIS WARRANTY STATEMENT, INCLUDING, WITHOUT LIMITATION

- (1) THE IMPLIED WARRANTIES OF MERCHANTABILITY AND FITNESS FOR A PARTICULAR PURPOSE;
- (2) ANY WARRANTY OR AFFIRMATION OF FACT RELATED TO MISUSE, IMPROPER SELECTION, RECOMMENDATION, OR MISAPPLICATION OF ANY PRODUCT; AND
- (3) ANY WARRANTY OR AFFIRMATION OF FACT THAT THE CATALOGS, LITERATURE AND WEBSITES IT PROVIDES ACCURATELY ILLUSTRATE AND DESCRIBE PRODUCTS.

Cupilo reserves all the right for final interpretation of these Terms of Warranty and Return Policy above and the right to change, modify, add or remove portions of these terms at any time without prior notification.

Extend Warranty for Free

1) Email us at service@mycupilo.com with "Warranty" as subject line to extend your warranty from 1 year to 3years.

2) Alternatively, like our CUPILO Facebook page at <https://www.facebook.com/icupilo> or scan the QR code below, to message us with your purchase proof.



Your application for a free warranty extension must be completed within 60 days of purchase.

FCC STATEMENT

NOTE: This equipment has been tested and found to comply with the limits for a Class B digital device, pursuant to Part 15 of the FCC Rules. These limits are designed to provide reasonable protection against harmful interference in a residential installation. This equipment generates, uses and can radiate radio frequency energy and, if not installed and used in accordance with the instructions, may cause harmful interference to radio communications. However, there is no guarantee that interference will not occur in a particular installation. If this equipment does cause harmful interference to radio or television reception, which can be determined by turning the equipment off and on, the user is encouraged to try to correct the interference by one or more of the following measures:

- Reorient or relocate the receiving antenna.
- Increase the separation between the equipment and receiver.
- Connect the equipment into an outlet on a circuit different from that to which the receiver is connected.
- Consult the dealer or an experienced radio / TV technician for help.

This device complies with Part 15 of the FCC Rules. Operation is subject to the following two conditions:

(1) this device may not cause harmful interference, and (2) this device must accept any interference received, including interference that may cause undesired operation.

WARNING: Changes or modifications to this unit is not expressly approved by the party responsible for compliance could void the user's authority to operate the equipment.



Address: 573 BELLEVUE RD NEWARK, DE 19713 USA
Tel: (248) 819-2623 (Monday-Friday 9:00AM-4:30PM)
Email: service@mycupilo.com
Web: www.mycupilo.com

*Please provide your order number before contacting customer support