


**4XEM 100PK Cat6 RJ45 Ethernet Plugs/Connectors**

4XEM Part- 4X100PKC6



4XEM's 100-Pack of Cat6 RJ45 Modular Male plugs with gold-plated contacts is for use on Solid or Stranded Conductor Cat5e cable. Contacts are 50 micron gold for optimum signal transmission. Trust 4XEM's RJ-45 connectors to make a reliable connection to get the job done for any PoE applications or excellent data transmission. 4XEM recommends pairing these connectors with our various CAT generation ethernet cables.

**4XEM Products Are Available At Your Favorite Online Retailers**

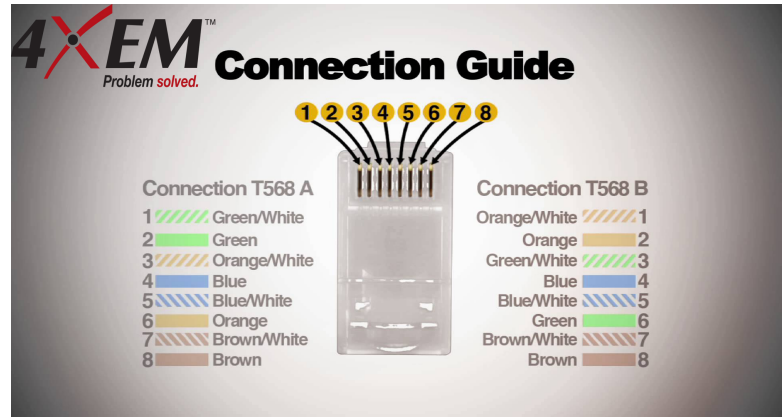
**WWW.4XEM.COM**

Contact Todd Schaus 4XEM sales Rep  
1-866-999-4936 Ext.104    [tschaus@4xem.com](mailto:tschaus@4xem.com)



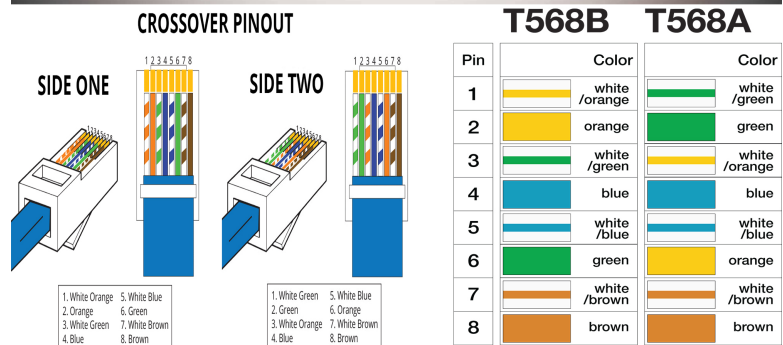
## Features:

- 100-Pack
- Passive
- Bi-directional
- CMG Rated (General Purpose)
- RJ-45 Cat6 spec Connector
- Compact and lightweight
- Gold plated contacts
- Clear plastic housing
- Made for solid wire cables
- Easy termination
- Reliable data transfers for voice/data



## Application(s):

- Great addition to any installation, allows the use of raw cables
- Easy terminations for efficient use
- 100 pack allows for one purchase to be used over a larger job
- Great for a professional or anyone looking to hardwire their own homes



Pin	Color	Color
1	white /orange	white /green
2	orange	green
3	white /green	white /orange
4	blue	blue
5	white /blue	white /blue
6	green	orange
7	white /brown	white /brown
8	brown	brown

## How to Crimp On Ethernet RJ-45 Plugs

- Step 1: Cut your cable and strip about 1" of the outer jacket off the tip.
- Step 2: Sort your wires in the proper pinout configuration and lay them out side by side.
- Step 3: Snip the ends of the wires about a ½ inch from the outer jacket to make the end flush.
- Step 4: Keeping the wires in proper order, insert them into the connector. Push the wires all the way up so that the ends of the wires seat complete up to the end of the connector. Squeeze the jacket of the cable into the connector up past the jacket clamp.
- Step 5: I Insert the plug into your crimper and crimp down.
- Step 6: You should end up with a finished connector with the gold contacts pushed in place and the outer jacket of the cable secured to the connector by the jacket clamp.

**4XEM Products Are Available At Your Favorite Online Retailers**



Warranty Information	Warranty	Lifetime
Connector(s)	Connector Type(s)	RJ-45
Physical Characteristics	Cable Spec	Category 6
	Colour	Clear
	Pass-Through	No
	Load Bar	No
	Height of Product (1pc)	0.6 in [15.2 mm] (20 mm w clip)
	Width of Product (1pc)	0.5 in [12.6 mm]
	Length of Product (1pc)	0.8 in [20.4 mm]
	Weight of Product (1pc)	2.8 oz [79.3 g]
Packaging Information	Shipping (Package) Weight	5.93 oz [168 g]
	Package Height	7 in [177.8 mm]
	Package Width	4 in [101.6 mm]
	Package Length	2.26 in [57.5 mm]
What's in the Box	Included in Package	100x C6 RJ-45 Connectors

\* Product appearance and specifications are subject to change without notice.

\* Same day shipping is only available for orders shipping within the United States.

**4XEM Products Are Available At Your Favorite Online Retailers**

**WWW.4XEM.COM**

**Contact Todd Schaus 4XEM sales Rep**  
**1-866-999-4936 Ext.104    tschaus@4xem.com**

