

On My Way to Kindergarten

Activity Book

Draw a picture of yourself.

Write your first name.

Dear Parents,

Your child will soon be in kindergarten, and you may be wondering what you can do to help your child prepare for this new adventure.

This book contains several simple kindergarten readiness activities that focus on the following skills: identifying colors and shapes, rhyming, counting, recognizing letters and letter sounds, drawing, and coloring.


These activities will give you an idea of the things your child will be working on in kindergarten—and on the skills you can help your child develop now.


Here's how to use this book:


1. Read the directions on each page aloud to your child.
2. Work through each activity together. Be patient and give your child as much time as they need to finish.
3. If your child does not perform a particular skill well, that's okay. Children develop at different rates, and you shouldn't expect your child to do every activity perfectly.
4. At the bottom of each page are suggestions on how you can continue to build your child's readiness skills. Read these suggestions and look for opportunities to develop your child's skills.

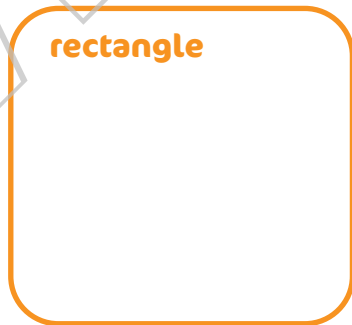
Be sure to always keep skill-building activities fun—and enjoy this special time with your child!

Draw the shape in each box below. Then count the sides of each shape and write the number on the line.
(Hint: one shape doesn't have sides!)














When you're playing with your child, take the opportunity to connect shapes with common objects. "What shape does this block remind you of?"


Draw a line between the objects in each column that rhyme.




Coming up with words that rhyme helps young learners listen for letter sounds and patterns of speech. Point out words that rhyme and play rhyming games. *“Let’s see how many words we can think of that rhyme with star.”*

Count how many objects are in each of these groups.
Write the number on the line.









As your child counts, have them point to each object individually as they say each number. This is an important early math skill called one-to-one correspondence.

Say each letter out loud. Then next to it, draw a picture of something that starts with that letter.

C

T

D

P

M

B

Learning letter sounds helps children become successful readers. Look for opportunities to talk about letters and letter sounds when reading books, and in your day-to-day activities.
"That girl's name starts with the same letter as yours."

Draw a line from each color to its name.



brown

red

blue

purple


yellow

green

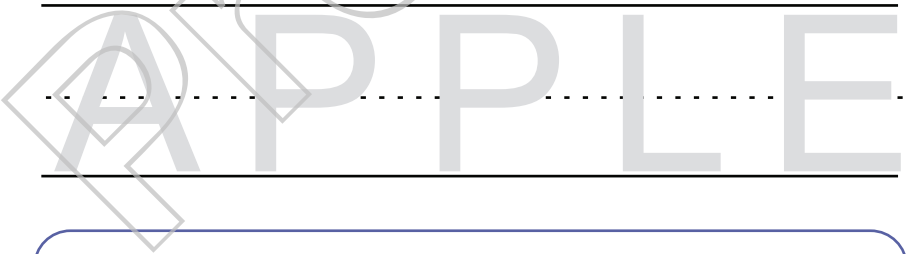
orange

This activity combines color identification with color word recognition. As your child draws the lines, help them hold the pencil or crayon correctly.

Color the picture of the apple. Try to stay in the lines.



Trace the letters to spell APPLE.



Children often learn to recognize and write capital letters before lowercase letters. Try having a "letter of the day" with your child. Have them practice writing the letter in both forms and thinking of objects that start with that letter sound.