

# Weekly Summer Activities for Students and Parents

Reading

Writing

Math

Life  
Skills

Parent  
Involvement

Activities to  
help keep  
academic skills  
sharp!



K-2nd Grade Edition

## Dear Student

Welcome to summer break! Summer is a time to have fun, but don't forget to spend some time learning new things and working on your skills. This book will help you keep your skills sharp so you will be ready for the next grade.

This book has 10 weeks of fun activities—one set of activities for each week of the summer. You will do some reading, writing, and math. You will set goals, and also have fun outside. You will do lots of drawing and coloring, too! A parent will work with you whenever you need help.

See how many of these activities you can do! And most importantly—have fun!

## Dear Parent

Welcome to summer break! Your child will soon be moving on to the next grade, and you may be wondering what you can do over the next several weeks to help them prepare—while still enjoying the mental break that summer provides.


This book contains several activities that focus on reading, writing, and math, but also on “real world” skills such as setting goals, developing creativity, living a healthy lifestyle, and being a good citizen. Activities are organized in a week-by-week format. They are meant to be completed with your help and supervision. While second graders may be able to work more independently, kindergarteners and first graders may need more guidance as they complete each activity. Remember, children this age are emerging readers and writers, and their work will not be perfect. Practicing and building their skills is what's important.

*As you work through the activities with your child, take the time to read the included parent involvement tips, and most importantly, enjoy your time together.*

### CALENDAR PAGES

In the back of this book are calendar pages for June, July, and August.

Together with your child, fill in the dates for each month and add any vacations, birthdays, or special plans you have this summer. Encourage your child to add any plans or events they want to make note of or remember.




## Table of Contents

Week 1: Set Summer Goals .....	2
Week 2: All About Me .....	4
Week 3: Explore the Outdoors .....	6
Week 4: Fun with Food .....	8
Week 5: Get Creative .....	10
Week 6: Friends and Family .....	12
Week 7: Caring for Your Body .....	14
Week 8: Kindness Counts .....	16
Week 9: All About Careers .....	18
Week 10: Looking Ahead .....	20
Calendars.....	22

## Week 1: Set Summer Goals

A goal is something that you work toward. Some goals are easy to achieve. Others are hard and take time. Having goals is important for everyone!



### Write About It: Your Summer Goals



What are 2 goals you can work toward this summer? They can be big or small. Write your goals below.

1. \_\_\_\_\_

2. \_\_\_\_\_

### Reading Round-Up: How Much Can You Read?



Do you think you can read for 15 minutes or more every day this summer? You can read to yourself or have a parent read to you.

Try it. See if you can read for 15 minutes each day this week. Record your minutes in the chart.

	Mon	Tues	Wed	Thurs	Fri	Sat	Sun
Minutes reading							

What is the title of a book you read this week that you liked?

\_\_\_\_\_

**Parent Involvement Tip:** You can help your child meet their reading goals by visiting the library every week or so and allowing them to pick out their own books. When children can choose what they read, they're more likely to be excited about reading.

## Math in a Minute: Your Math Goals



There are lots of fun ways you can practice math this summer! Here are just a few.

- ▶ Count out the money you need for a snack at the store.
- ▶ Count the houses on your street when you take a walk.
- ▶ Play games that involve numbers, like *Go Fish*.
- ▶ Roll two dice and add up the numbers.

Now think about your math goals for the summer.

What is one math skill you are really good at? \_\_\_\_\_

\_\_\_\_\_

What is one math skill you want to do better? \_\_\_\_\_

\_\_\_\_\_

**Parent Involvement Tip:** If your child needs some extra help with math this summer, there are free resources available online. For example, [khanacademy.org](https://www.khanacademy.org) offers free videos, lessons, and practice problems. Go online with your child to help them find appropriate resources.

**Have a great summer!**



Summer is a time for setting some fun goals, too! What is something fun you want to do this summer? Draw a picture of it.

A large rectangular area with a dotted border, intended for drawing a picture of a fun summer activity.

## Week 2: All About Me



There is no one quite like you. You are special!

### Write About It: Your Favorite Things



Draw or write your favorite things.

My favorite color

My favorite season

My favorite animal

My favorite school subject

### Reading Round-Up: Your Favorite Book



What is the title of one of your favorite books?

---

Draw a character or scene from your favorite book.

## Think About It: Your Character



Your character is how you treat others, yourself, and the world around you. Your character is what makes you YOU!

Circle the words that describe your character. Write your own on the blank line.

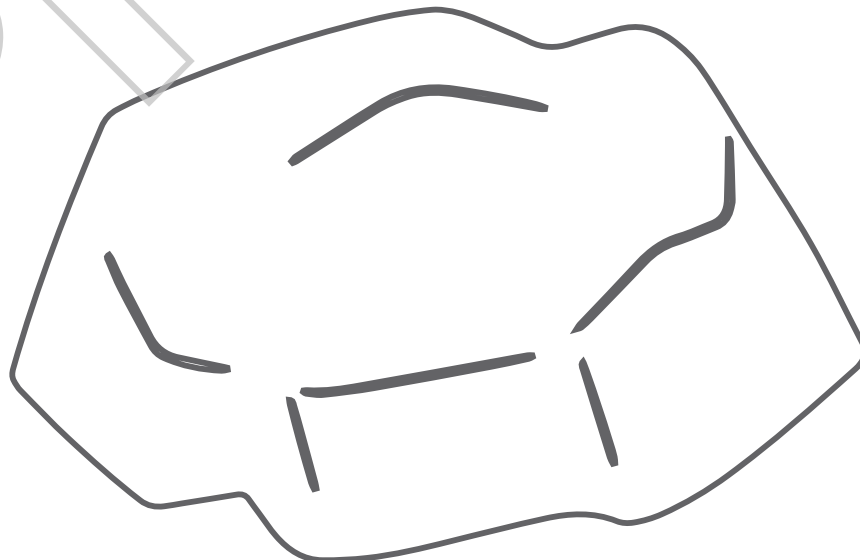
Helpful Fun  
Bossy Loyal Hard-working  
Lazy Friendly  
Honest Generous Responsible  
Kind Brave  
Shy Selfish \_\_\_\_\_

**Parent Involvement Tip:** Remember that you are your child's most important role model. Let them see you practicing kindness, respectfulness, generosity, and honesty in your daily life and in your interactions with others.

## Color It: Kindness Rocks!



Color the rock. Write a kind message on it that you would want another person to find. Then paint a kind message on a real rock and leave it somewhere in your neighborhood for someone to find.



## Week 3: Explore the Outdoors



Getting outside every day can help keep your mind and body healthy. There are many ways you can explore the outdoors—right in your own yard or neighborhood.

### Draw It: Weather Diary



Keep a weather diary this week. Go outside and spend a few minutes watching the weather. Draw what you see.

Monday	Tuesday	Wednesday	Thursday	Friday

### Math in a Minute: Nature Hunt



Take a ruler outside with you. Try to find each object. Measure the length of each one. Then list the objects in order from longest to shortest.

- |              |               |          |
|--------------|---------------|----------|
| 1. rock      | length: _____ | 1. _____ |
| 2. tree leaf | length: _____ | 2. _____ |
| 3. stick     | length: _____ | 3. _____ |

**Parent Involvement Tip:** Show your child how to measure correctly by lining up the edge of each object with the end of the ruler. It may help to lay the ruler on a flat surface and then position the object above or beside it.



## Character Counts: Responsibility



Part of being responsible is making choices that help keep outdoor parts of your community clean. That means:

- ▶ always throwing away your trash.
- ▶ putting your things away after you play outside.
- ▶ cleaning up after your pets.
- ▶ keeping your yard safe for plants and animals.

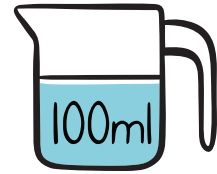
Draw a picture of yourself helping to keep the outdoors clean.

A large rectangular area defined by a dotted line, intended for drawing. A large, faint watermark reading 'Preview' is overlaid diagonally across the entire page.

**Parent Involvement Tip:** Take a walk with your child through a local park, or just around your block. Wear gloves, take a trash bag, and pick up any litter you see. Spending time outside is good for both of you, and helping your community feels good, too.

## Week 4: Fun with Food

Do you help make your own snacks and lunch during the summer? Cooking is a great way to practice reading and math. It can be fun, too!



### Math in a Minute: Dinner Math



Draw and color each item on the plate below.

3 baby carrots


2 strawberries

10 blueberries

6 french fries

4 chicken nuggets

Now count all the items. How many are there? \_\_\_\_\_



**Parent Involvement Tip:** After completing the activity, challenge your child with questions such as, "How many blueberries will you have if you add one more?" or "How many french fries will you have if you take away two?"

## Write About It: What I Like to Eat



What do you like to eat? Write or draw your answer.

My favorite breakfast food is:

My favorite lunch food is:

My favorite dinner food is:

My favorite snack is:

## Career Corner: Interests



A career is the kind of work a person does. People choose careers based on interests. Interests are things a person likes to do and learn about. For example, a person who likes to cook might become a chef.

What are some of your interests? Check the boxes.

- |   |   |  |
|---|---|--|
| <input type="checkbox"/> sports             | <input type="checkbox"/> helping others           | <input type="checkbox"/> cooking/baking            |
| <input type="checkbox"/> making art         | <input type="checkbox"/> building things          | <input type="checkbox"/> reading/writing           |
| <input type="checkbox"/> being outside      | <input type="checkbox"/> learning about nature    | <input type="checkbox"/> doing science experiments |
| <input type="checkbox"/> caring for animals | <input type="checkbox"/> learning how things work | <input type="checkbox"/> other _____               |

**Parent Involvement Tip:** Talk about your child's interests and come up with some careers your child might enjoy. Also talk about the education and training needed for those careers.

## Week 5: Get Creative



Being creative helps you learn to solve problems, look at things in a different way, and have fun!



### Reading Round Up: Make Predictions

Find a book you haven't read. Read the first few pages and then stop. What do you think will happen next? Draw or write your idea. Then keep reading to see if you were right!

A large rectangular area enclosed by a dotted line, intended for drawing or writing a prediction. A large, faint watermark reading 'ESL' is visible across the area.

**Parent Involvement Tip:** Predicting what happens next in a story is an important literacy skill. Whenever you go to the library, have your child choose books they have never read. Stop intermittently as you read together and encourage your child to make predictions.

### Math in a Minute: Write a Word Problem



Draw a math problem using fruit. Then write the problem using numbers. For example:


 +  =        $3 + 4 = 7$

A large rectangular area enclosed by a dotted line, intended for drawing a math problem using fruit and writing the corresponding number equation. A large, faint watermark reading 'ESL' is visible across the area.

## Draw It: Silly Picture



Draw a silly picture that includes each of the following: cat, rainbow, ball, sock, and hamburger.



Write a sentence to tell what's happening in your drawing.

---

---

---

**Parent Involvement Tip:** Take turns adding to the drawing to create something together.

## Week 6: Friends and Family



Friends and family are the most important people in your life. You can count on them to always help and support you.

### Write About It: Being a Good Friend



Think about what a good friend is to you. Then finish each sentence.

A good friend is \_\_\_\_\_  
\_\_\_\_\_

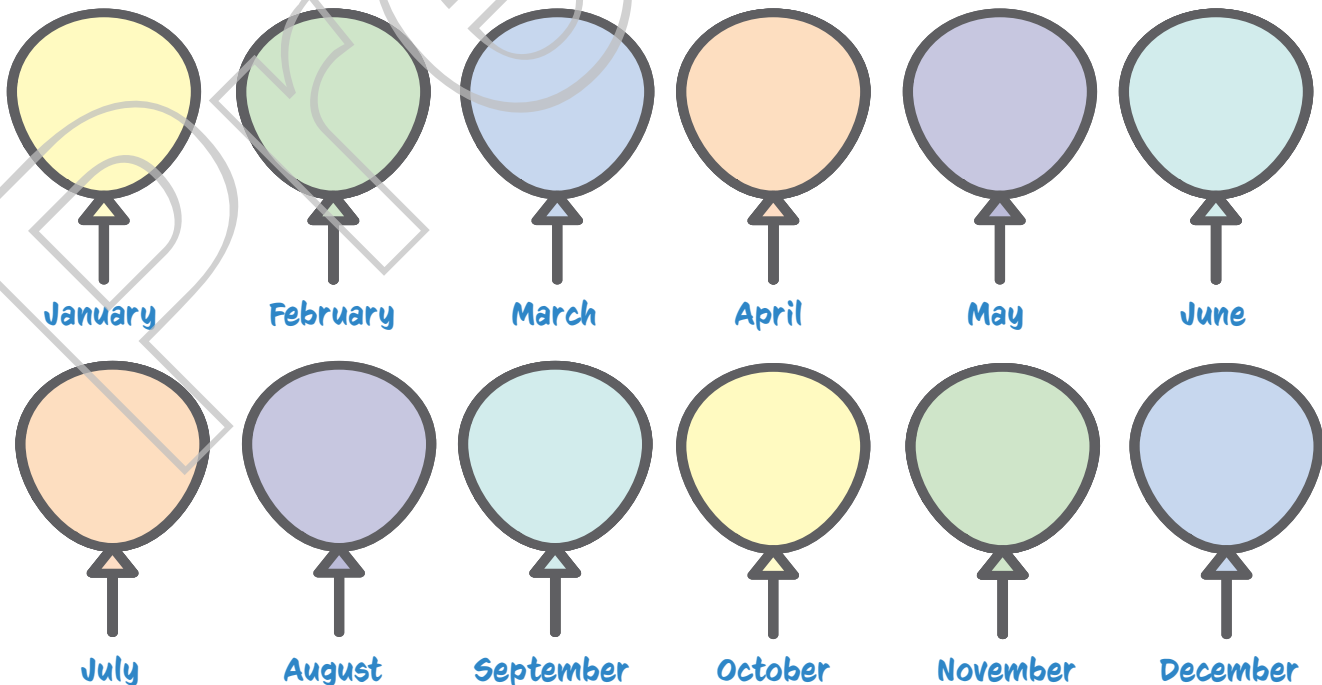
I am a good friend because I \_\_\_\_\_  
\_\_\_\_\_

To be a better friend, I could \_\_\_\_\_  
\_\_\_\_\_

### Math in a Minute: Birthday Math



Think about the birthdates of your friends and family members. Put one mark for each birthday in the correct balloon. Ask a parent for birthdates for any you don't know.



1. Which month has the most marks? \_\_\_\_\_
2. Which month has the fewest marks? \_\_\_\_\_
3. Add up the marks in the top row. How many are there? \_\_\_\_\_
4. Add up the marks in the bottom row. How many are there? \_\_\_\_\_

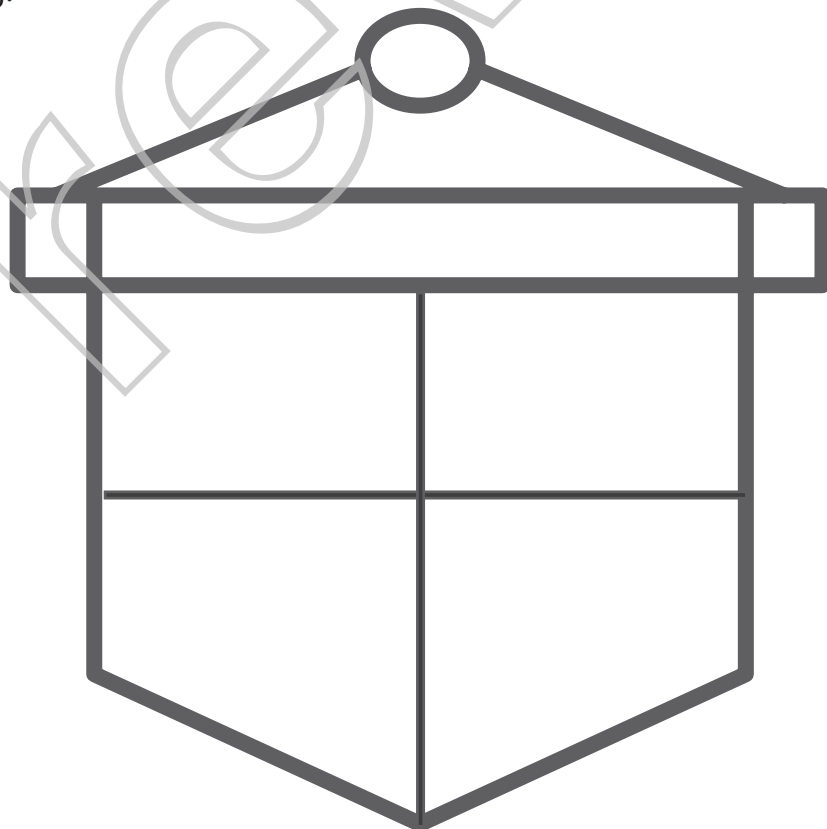
**Parent Involvement Tip:** Children love learning about their family history. Talk to your child about what life was like when you were growing up—how things were the same, and how they were different. Share old family photos with your child and, if you know your ancestry, use a map to show them the parts of the world where your family originated.

### Draw & Color It: Your Family Flag



A flag is a symbol. The parts of a flag tell about the place or thing it represents. For example, the American flag has 50 stars—one for each state. A flag can also include special colors, animals, objects, and shapes.

Think about what your family's flag would look like. Color the flag below to tell about your family. Then show it to a parent or other family member and explain the different parts of your flag.



## Week 7: Caring for Your Body



Getting some exercise every day is good for your body *and* your mind. How are you going to move your body this summer?

### Write About It: Exercise Log



It's important to get some exercise every day. Write down something you did for exercise each day this week.

Monday	
Tuesday	.....
Wednesday	
Thursday	
Friday	

### Math in a Minute: Making Predictions



Predict how many of each exercise you can do without stopping. Write your predictions in the chart. Then count how many you can do. Compare your results.

	Your prediction	Your results
Jumping jacks		
Sit-ups		
Hopping		
Arm circles		

Draw a star next to the exercise where your prediction and result were the closest.

Draw an X next to the exercise where your prediction and result had the greatest difference.



## Being Your Best You: Healthy Eating



Eating healthy is important for your body and your brain! Color each food item and draw a line from the plate to the two healthiest foods. Then draw a circle around your favorite foods.



### Draw It: How Do You Move Your Body?

Draw a picture of yourself doing your favorite healthy activity.



**Parent Involvement Tip:** Exercise is good for your physical and mental health, too! Try to engage in at least one physical activity with your child every day.

## Week 8: Kindness Counts



Not only does being kind to others make them feel good—it makes you feel good, too!

### Reading Round-Up: Kindness Word Search



The words below have to do with being kind. They are all hidden in the puzzle. See if you can find and circle each one.

friend      care      share      smile  
help      kind      nice      love

F	E	D	S	M	I	L	E
R	Y	L	D	Q	U	C	H
I	C	O	P	A	M	L	O
E	S	V	L	H	E	L	P
N	G	E	M	E	Z	D	C
D	O	B	N	I	C	E	A
K	S	H	A	R	E	W	R
P	K	I	N	D	P	Q	E

## Character Counts: Kindness Challenge



This week, complete as many of these acts of kindness as you can. Check off each one as you do it.

- Pick up your toys without being asked.
- Help a parent with a chore.
- Do something nice for a family member.
- Pick up trash in your neighborhood or at the park.
- Say "thank you" to a worker at the grocery store, library, or other place.
- Make a card for a neighbor.
- Write a thank you note.
- Open and hold a door for someone.

Can you think of 3 more acts of kindness to do this week?


1. \_\_\_\_\_  
\_\_\_\_\_

2. \_\_\_\_\_  
\_\_\_\_\_

3. \_\_\_\_\_  
\_\_\_\_\_

**Parent Involvement Tip:** Talk to your child about what it means to be kind, and together come up with ideas about small ways they can spread kindness throughout the community, such as saying hello to an elderly neighbor or picking up trash in a local park.

## Week 9: All About Careers



Do you remember when you read about careers during Week 4? You learned that a career is a job that someone does. Learning about different careers will help you think about what kind of career you might like to have someday.

### Write About It: Careers in the Community



Think about the people who work in your school. Think about the people who work in your community. Careers are all around you!

Think of a worker for each square and draw a picture of them. Title your pictures.

Someone who works in a hospital


Someone who works in a school

Someone who keeps the community safe

Someone who fixes things for people

**Parent Involvement Tip:** It's never too early for your child to begin learning about different careers. If you have a job, talk to your child about what you do, what you like about your job, and what you don't like. Also, look for teachable moments. For example, when you are at the doctors office, talk about what nurses and doctors do.

## Career Corner: What Are You Good At?



People choose careers based on what they like. They also choose careers based on what they are good at. For example, a person might choose to be a librarian because:

- ▶ they are organized.
- ▶ they are good at reading and writing.
- ▶ they work well with others.
- ▶ they are good at using computers.

**Circle the sentences that describe you.**

I am a good reader.

I am good at working on my own.

I am good at building with blocks and Legos.

I am good at puzzles.

I am good with animals.

I am good at math.

I am athletic.

I am a good listener.

I am a good writer.

I take my time and I am patient.

I am good at drawing.

I am not afraid to talk in front of others.

## Draw It: A Career for You




Think about what you like. Think about what you are good at. What would be a good career for you? Draw it below.

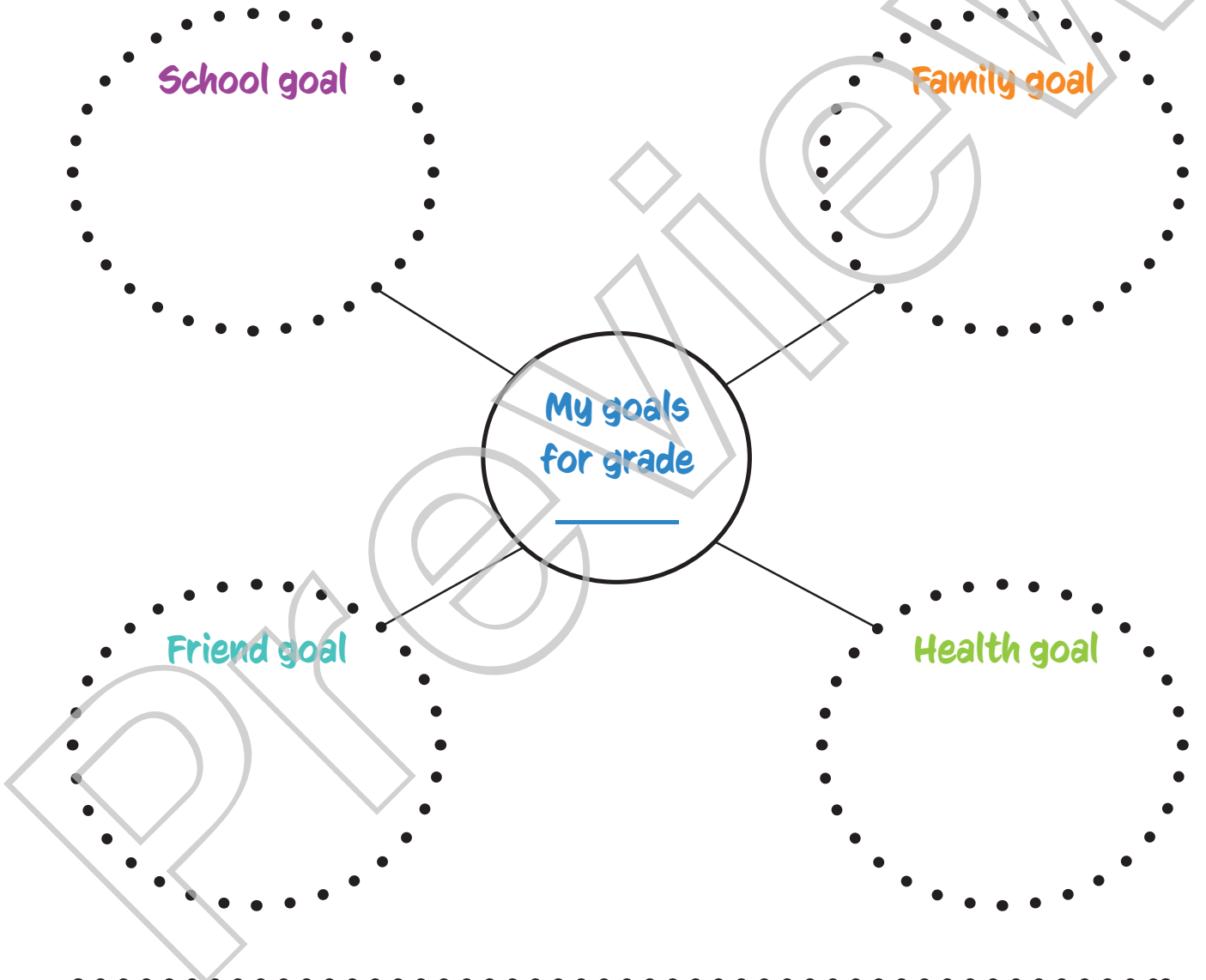
## Week 10: Looking Ahead

It's almost time to begin a brand new school year! Are you excited? Are you sad? Are you nervous? All of these feelings are normal. Setting goals can help you feel good about starting something new.

### Write About it: My Goals



Think about your goals for this school year. Then fill in the circles.



**Parent Involvement Tip:** Come up with a goal *you* would like to work on this school year. Some examples include asking specific questions to show more interest in your child's day, or helping your child create and follow through with a better homework routine.

## Reflect: Summer Memories



What is your best memory from this summer? Write a sentence or two about it.

---

---


---

Draw a picture of your best memory.

A large rectangular area defined by a dotted black border, intended for drawing a picture of the student's best summer memory. A large, light gray watermark reading 'Preview' is diagonally across the page.

**Parent Involvement Tip:** Some children look forward to each school year, and some dread the end of summer. Regardless of where your child falls on this spectrum, take some time to do something fun with them this week. Visit a museum, play some games, or have a picnic. Use this time to talk to your child about how they are feeling and how you can best support them going into the new school year.

# June



Sunday	Monday	Tuesday	Wednesday	Thursday	Friday	Saturday
<input type="checkbox"/>	<input type="checkbox"/>	<input type="checkbox"/>	<input type="checkbox"/>	<input type="checkbox"/>	<input type="checkbox"/>	<input type="checkbox"/>
<input type="checkbox"/>	<input type="checkbox"/>	<input type="checkbox"/>	<input type="checkbox"/>	<input type="checkbox"/>	<input type="checkbox"/>	<input type="checkbox"/>
<input type="checkbox"/>	<input type="checkbox"/>	<input type="checkbox"/>	<input type="checkbox"/>	<input type="checkbox"/>	<input type="checkbox"/>	<input type="checkbox"/>
<input type="checkbox"/>	<input type="checkbox"/>	<input type="checkbox"/>	<input type="checkbox"/>	<input type="checkbox"/>	<input type="checkbox"/>	<input type="checkbox"/>
<input type="checkbox"/>	<input type="checkbox"/>	<input type="checkbox"/>	<input type="checkbox"/>	<input type="checkbox"/>	<input type="checkbox"/>	<input type="checkbox"/>
<input type="checkbox"/>	<input type="checkbox"/>	<input type="checkbox"/>	<input type="checkbox"/>	<input type="checkbox"/>	<input type="checkbox"/>	<input type="checkbox"/>

This June calendar is just for you! Write the correct dates in the boxes. Use this calendar to record June events, activities, appointments, birthdays and anything else you want to remember or make note of.



# July



Sunday	Monday	Tuesday	Wednesday	Thursday	Friday	Saturday
<input type="checkbox"/>	<input type="checkbox"/>	<input type="checkbox"/>	<input type="checkbox"/>	<input type="checkbox"/>	<input type="checkbox"/>	<input type="checkbox"/>
<input type="checkbox"/>	<input type="checkbox"/>	<input type="checkbox"/>	<input type="checkbox"/>	<input type="checkbox"/>	<input type="checkbox"/>	<input type="checkbox"/>
<input type="checkbox"/>	<input type="checkbox"/>	<input type="checkbox"/>	<input type="checkbox"/>	<input type="checkbox"/>	<input type="checkbox"/>	<input type="checkbox"/>
<input type="checkbox"/>	<input type="checkbox"/>	<input type="checkbox"/>	<input type="checkbox"/>	<input type="checkbox"/>	<input type="checkbox"/>	<input type="checkbox"/>
<input type="checkbox"/>	<input type="checkbox"/>	<input type="checkbox"/>	<input type="checkbox"/>	<input type="checkbox"/>	<input type="checkbox"/>	<input type="checkbox"/>
<input type="checkbox"/>	<input type="checkbox"/>	<input type="checkbox"/>	<input type="checkbox"/>	<input type="checkbox"/>	<input type="checkbox"/>	<input type="checkbox"/>

This July calendar is just for you! Write the correct dates in the boxes. Use this calendar to record July events, activities, appointments, birthdays and anything else you want to remember or make note of.

# August



Sunday	Monday	Tuesday	Wednesday	Thursday	Friday	Saturday
<input type="checkbox"/>	<input type="checkbox"/>	<input type="checkbox"/>	<input type="checkbox"/>	<input type="checkbox"/>	<input type="checkbox"/>	<input type="checkbox"/>
<input type="checkbox"/>	<input type="checkbox"/>	<input type="checkbox"/>	<input type="checkbox"/>	<input type="checkbox"/>	<input type="checkbox"/>	<input type="checkbox"/>
<input type="checkbox"/>	<input type="checkbox"/>	<input type="checkbox"/>	<input type="checkbox"/>	<input type="checkbox"/>	<input type="checkbox"/>	<input type="checkbox"/>
<input type="checkbox"/>	<input type="checkbox"/>	<input type="checkbox"/>	<input type="checkbox"/>	<input type="checkbox"/>	<input type="checkbox"/>	<input type="checkbox"/>
<input type="checkbox"/>	<input type="checkbox"/>	<input type="checkbox"/>	<input type="checkbox"/>	<input type="checkbox"/>	<input type="checkbox"/>	<input type="checkbox"/>
<input type="checkbox"/>	<input type="checkbox"/>	<input type="checkbox"/>	<input type="checkbox"/>	<input type="checkbox"/>	<input type="checkbox"/>	<input type="checkbox"/>

This August calendar is just for you! Write the correct dates in the boxes. Use this calendar to record August events, activities, appointments, birthdays and anything else you want to remember or make note of.

# Weekly Summer Activities for Students and Parents



**WOODBURN PRESS**

[woodburnpress.com](http://woodburnpress.com)

Item 5083