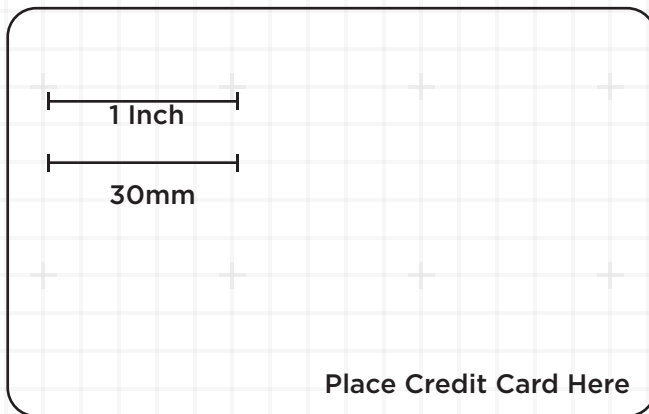



# Cut and Wrap Your Way to a Perfect Fit

A Helpful Resource for Ring Sizing. Our guide provides valuable tips and tricks for finding your ring size at home, along with a downloadable guide for easy measurement. However, we strongly recommend visiting a local jeweler to ensure the best fit, as some of our rings cannot be resized due to their unique designs. As an additional tool, we offer a Ring Sizer for purchase to ensure a precise measurement."



Prior to printing this document, make sure that the Page Scaling is set to 100%. Once printed, verify that the top bar on the left matches the length of your credit card or that the bars below measure precisely 1 inch. If these measurements match up accurately, you're all set to go.

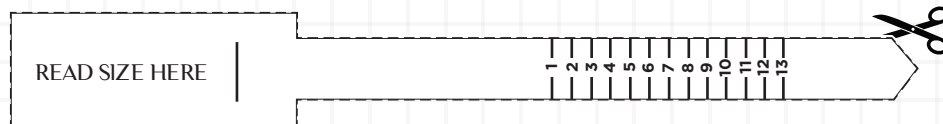
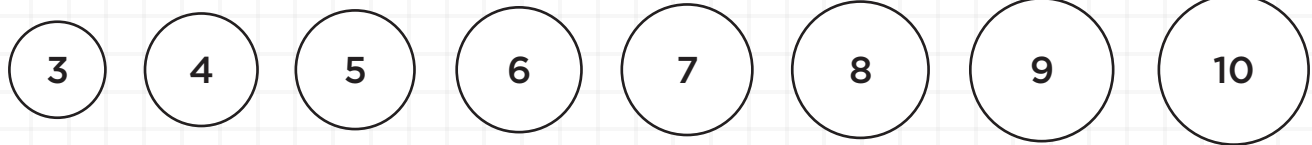


## Measuring an existing ring

***\*\*\*make sure to measure the Inside of the ring***

- Ensure that the guide is printed with page scaling set to 1
- Choose a ring that comfortably fits the finger you intend to measure.
- Place the ring over the circles provided and align the inside edge of the ring with the circle that is closest in size.
- If the ring falls between two sizes, order the larger size to ensure a proper fit

## US and Canadian Ring Sizes



Melrie