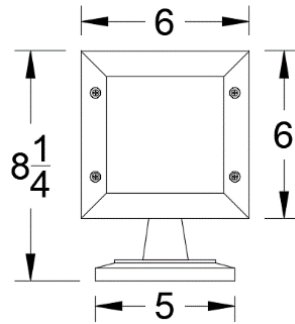


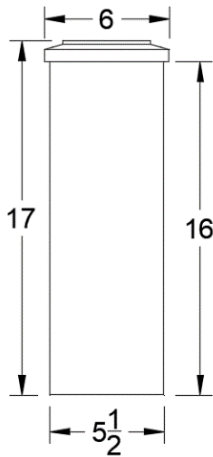
# SPIRIT LAKE COLLECTION

## LAMP 258 – 16”

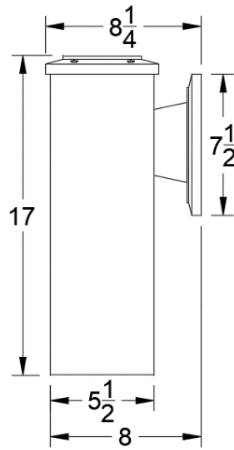
Lamp 258 is a handmade wooden light that provides both aesthetic value and functional lighting. Constructed from top quality Western Red Cedar, this piece enhances both residential and commercial environments. Lamp 258 is optimal for downward directional lighting to highlight a vertical feature. The 16” model best fits customers looking to show the tall profile of the lamp.



Plan



Front Elevation



Side Elevation

### PRODUCT DETAILS:

- Can function with or without decorative cap to meet customer’s needs.
- Available with eased or drawknife corner detail.
- UL certified to Standard 1598.
- Suitable for use in damp environments without the top cap and wet environments with the top cap.
- Bandsawn finish lamps are sawn to dimension by bandsaw which leaves a textured finish. Great for customers who want a classic look.
- Smooth finish lamps are sanded to a consistent texture, very smooth to the touch. Great for customers who want a near perfect finish.
- Dark Sky compliant with a top cap.

| DETAILS   |                         |
|-----------|-------------------------|
| MATERIAL: | Western Red Cedar       |
| TEXTURE:  | Bandsawn, Smooth        |
| FINISH:   | Unfinished, Natural Oil |

| OVERALL DIMENSIONS |        |
|--------------------|--------|
| WIDTH:             | 5-1/2” |
| WIDTH WITH TOP:    | 6”     |
| DEPTH:             | 8-1/4” |
| HEIGHT:            | 16”    |
| HEIGHT WITH TOP:   | 17”    |
| WEIGHT:            | 4 lbs. |

| LIGHTING                  |                    |
|---------------------------|--------------------|
| LIGHT SOURCE:             | LED A19 Light Bulb |
| WATTAGE:                  | 9W                 |
| VOLTAGE:                  | 120V               |
| COLOR TEMP:               | 2700k              |
| LUMENS:                   | 800                |
| INCANDESCENT EQUIVALENCY: | 60W                |
| DIMMABLE:                 | Yes                |

| INSTALLATION          |              |
|-----------------------|--------------|
| MOUNTING:             | Wall Mounted |
| ELECTRIC WIRE LENGTH: | 12”          |

| SHIPPING    |        |
|-------------|--------|
| BOX LENGTH: | 10”    |
| BOX WIDTH:  | 10”    |
| BOX HEIGHT: | 20”    |
| BOX WEIGHT: | 5 lbs. |