

emi

PRODUCT RANGE
AND TUTORIAL



emi

has always distinguished itself from other nail brands with its unique personality. EMI-manicure allows you to be different, experiment, and discover something new all the time. It gives you an excellent opportunity to share your vibe with people around you.

OUR MISSION IS

to provide nail professionals with modern and proven manicure tools.
To let them create a unique style for each of their clients.

- ✓ 33+ countries all over the world
- ✓ the best suppliers of raw materials from Europe, South Korea, and the USA
- ✓ product range 2010+



high-quality products



unique designs



complex business solutions
for beauty studios

OWN MANUFACTURE IN EUROPE

(Czech Republic, 1 800 m²)



COOPERATION PROGRAMS



BEAUTY SALON B2B

- Products created by professionals for professionals.
- A wide range of materials and accessories for nail service masters.
- Release of a new collection every season.



PROFESSIONAL RETAIL

Retail experience:

- Eurokos, Lithuania
- Tradehouse, Estonia
- K-Citymarket, Finland



ONLINE & OFFLINE TRAINING PROGRAMS




- Nail Academy with author's programs.
- Professional Manicure and Pedicure courses.
- Offline training.



HOME USE

- Enjoy the salon effect at home with a comfortable and cozy atmosphere.

CONTENT

PREPARATION MATERIALS	5
 NAIL POLISH SYSTEM	6
 GEL POLISH SYSTEM (E.MILAC SYSTEM)	8
 GEL SYSTEM	16
DECORATIONS	20
TOOLS	26
CARE AND TREATMENT	30

PREPARATION MATERIALS



CLEANSING SPRAY

200 ml, 1000 ml

Apply before the procedure on the hands of the client and the master of the nail service.

DISINFECTANT



EUROCLEANSER

200 ml, 1000 ml

Completely remove oil, wet, and dirt.

DEGREASER



NAIL PREP AID

9ml, 15 ml, 30 ml, 100 ml

Removes the water and natural oil excess.

Apply Nail Prep Aid on the nail plate.



DEHYDRATOR



ULTRABOND

9ml, 15 ml, 30 ml, 100 ml

„Double-sided tape“: sticks together a base coat and nail plate to prolong the last of a manicure.

Apply Ultrabond with a thin layer only on the free edge and around the cuticle.



PRIMER



CUTICLE REMOVER

9ml, 15 ml, 100 ml

Suitable for trimmed, combined, and hardware manicures.

- Quickly and gently softens the cuticle;
- Slows down the growth of the cuticle;
- Helps to give your nails a healthy, well-groomed look in seconds without damaging the nail bed.

Apply E.MiLac Cuticle Remover on cuticles. After 2-3 min, remove the rough skin using a nail stick.

CUTICLE SOFTENER



GEL AND NAIL POLISH REMOVER

200 ml, 1000 ml

- Developed especially to remove E.MiLac.
- No harm to a nail; without filing the top coat.
- Has a pleasant smell!

REMOVER

NAIL POLISH SYSTEM

BASE COAT: Apply the product and let it air dry for 1-2 min.



ULTRA STRONG BASE COAT

9 ml

- ☑ For thin nail plate.
- ☑ Innovative Pro-UV technology provides a stable coating cure in daylight.
- ☑ Strengthens and improves the nail's structure.
- ☑ Prevents cracks and makes a secure base under coat.



NATURAL FORCE NAIL STRENGTHENER

9 ml

- ☑ For weak, damaged nails.
- ☑ The power of nature to strengthen and restore natural nails.
- ☑ Full recovery of damaged nails in 8 weeks.

COLOR LAYER: Apply the product and let it air dry for 5-7 min.



ULTRA STONG NAIL POLISH GEL EFFECT

9 ml

Combines the best properties of nail polish and gel polish, and does not need soaking off or the use of a lamp.



Permanent manicure up to 10 days



Gel effect without lamp



Removed with Nail Polish Remover

TOP COAT: Apply the product and let it air dry for 3-5 min.



ULTRA STRONG TOP COAT

9 ml

Glassy protective coat for natural nails. UV-polymer and photoinitiator interact with daylight. So the coat is stronger day after day.



ULTRA STRONG MATT TOP COAT GEL EFFECT

9 ml

Soft touch effect.

Creates an efficient anti-chipping protective film that prevents color from fading away.

ULTRA STRONG NAIL POLISH GEL EFFECT COLOR RANGE

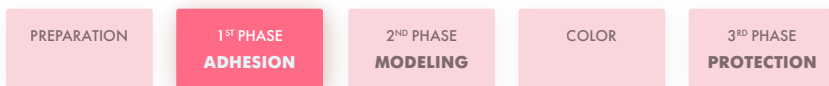
BASIC COLLECTION															
001	002	004	005	006	010	011	014	015	016	017	019	020	021		
Snow White	Misty Pink	Cloud Dancer	Antique White	Macadamia	Toasted Almond	Maple Sugar	Wenge	Mahogany	Marsala	Rose Tan	Strawberry Cream	Morning Glory	Marshmallow		
023	024	025	026	027	028	029	030	031	032	035	037	038	039		
Fuchsia	Sweet Plum	Blackberry	Twilight	Burgundy Wine	Beaujolais	Imperial Red	Flawless Red	Barberry	Raspberry Red	Cardinal	Grenadine	Buttercup	Green Flash		
CHARMING DATE							TOTAL GRAY								
041	045	050	051	052	054	055	056	061	062	064	065	066	067		
True Blue	Serenity	Little Black Dress	Bermuda	Lime	Papaya Punch	Exotic Pink	Oleander	Pale Jade	Oxford Blue	Neutral Gray	French Gray	Peach Puff	Pure Cashmere		
FASHION QUEEN											BLOOMING LIFE				
070	071	073	074	075	076	077	079	080	081	082	093	091	089		
Diamond Shine	Royal Blue	Enigma	Magnetism	Lipgloss	Flame Scarlet	Amaranth	Malachite	Ultramarine Green	Military	Dark Denim	Spring Greenery	Clouds	Cream White		
GRAND RESORT											095	094	087	086	085
105	104	102	101	099	098	097	096	Aqua Green	Seafoam	Sugar Coral	Barbie Style	Sweet Symphony			
STONE MARBLE					CELEBRITY						RED MANIFEST				
106	107	108	110	111	112	113	114	115	116	118	119	120	121	124	
Coco Style	Leather Loafers	Top Secret	Sauvignon Blanc	Buffalo	Martini Olive	London Morning	Blue Blazer	Harbor Mist	Nude Chic	Ferri Red	Moulin Rouge	Pretty woman	Love Story	Manhattan Night	
BOHO CHIC						AROUND THE WORLD									
125	126	127	128	129	130	139	140	141	142	143	144				
Black Wood	Boho Chic	Morocco	Turmeric	Desert Heart	Pocahontas	Casablanca	Athens	Macau	Geneva	Rome	Virginia				
JUICY NEON						CLOSER TO NATURE									
153	154	155	156	157	158	145	146	147	148	149	150	151	152		
Sour Bite	Summer Glasses	Dizzy Vibe	Pretty Sweaty	Morning Cartoon	Laser Show	Evening Sand	Ripe Cornelian	Dusty Lilac	Macadamia	Dragonfly	Light Drizzle	Salvia	Cotton		

GEL POLISH SYSTEM (E.MILAC SYSTEM)

1ST PHASE ADHESION	This step helps the gel bind with your natural nail. This will ensure that your gel polish manicure last as long as possible.	<ul style="list-style-type: none"> Base Gel Base Gel HEMA FREE Hard Base Gel HEMA FREE Ace Base Gels Fiber Base Gels
2ND PHASE MODELING	Now it's time to correct the shape of the nails. This means alignment and/or strengthening . Extension (lengthening) is also possible in the gel polish system, but only by 2 mm.	<ul style="list-style-type: none"> Sculpt Medium Gel Sculpt Maxi Gel Camouflage Base Gels Crispy Base Gels Hard Base Gel Twiny Gels
S STRENGTHENING	M MODELING / ALIGNMENT	L LENGTHENING / EXTENSION
3RD PHASE PROTECTION	Apply the top gel to prevent chips and scratches, prolong the great look of the manicure, and make it last longer. Choose a top gel to give the nails a special effect — from noble matte to ultra shine or with the flakes.	<ul style="list-style-type: none"> Top Gel Ultra Shine Top Gel Velvet Top Gel Top Gel Tackless Dramatic Top Gel Silver Drop Top Gel Slider Top Gel

THE RECOMMENDED METHOD TO WORK WITH THE GEL POLISH SYSTEM

Order:	preparation stage		1st: adhesion	2nd: modeling	color		3rd: protect
Cure:	20 sec on air		60 s	120 s	120 s	120 s	180-240 s
	Nail Prep	Ultrabond	Base Gel	Hard Base Gel	E.MiLac Color 1. layer	E.MiLac Color 2. layer	Top Gel
			Base Gel HEMA FREE	Sculpt-Medium Base Gel			Ultra Shine Top Gel
			Hard Base Gel HEMA FREE	Sculpt-Maxi Base Gel			Velvet Top Gel
				Camouflage Base Gels			Top Gel Tackless
				Crispy Base Gels			
				Twiny Gels			
				Fiber Base Gels			Silver Drop Top Gel
				Ace Base Gels			



BASE GEL

9 ml, 15 ml, 30 ml, 100 ml
 Universal: for all nail types.
 Self-levelling.
 High adhesion.
 Low viscosity.
 Soak-off.



S M



BASE GEL HEMA FREE

9 ml
 A rubber base coat with no HEMA,
 with vitamins and proteins.
 Self-levelling.
 High adhesion.
 High viscosity.
 Does not burn in a lamp.
 Soak-off.

S M



HARD BASE GEL HEMA FREE

9 ml
 A rubber base coat with no
 HEMA, with keratin.
 Self-levelling.
 High adhesion.
 Higher viscosity than E.MiLac
 Base Gel HEMA FREE.
 Does not burn in a lamp.
 Soak-off.

S M



**SCULPT-MEDIUM
 BASE GEL**

9 ml, 15 ml, 30 ml, 100 ml
 For normal nails.
 Medium viscosity.
 Soak off.



S M



**SCULPT-MAXI
 BASE GEL**

9 ml, 15 ml, 30 ml, 100 ml
 For problem, flat, caved-in
 nails.
 High viscosity.
 Soak off.



S M



HARD BASE GEL

9 ml, 15 ml, 30 ml
 Rigid.
 For weak, soft, easily bent nails.
 It is necessary to apply the
 E.MiLac Base Gel before.
 Does not soak off.

S M L





2 in 1 combines modeling and color stages



Preserve the coating up to 4 weeks



Greatly reduce the time of manicure service



Barely noticeable translucent border during nail growth.



S M

CAMOUFLAGE BASE GELS

9 ml, 15 ml

2 in 1: modeling + nude shade.

For French and nude-style manicures.

Medium viscosity.

Soak off.

1. Prepare the nail plate. Degrease with Eurocleanser. Apply Ultrabond on the nail end.
2. Apply a thin layer of E.MiLac Base Gel Cure 1 min in a LED/CCFL lamp.
3. Apply an E.MiLac Camouflage Base Gel. Cure in any lamp for 2 minutes. Repeat this step if needed.
4. Draw a French smile using E.MiLac Gel Polish "White Lotus" #001-01. Cover with the top gel of your choice. Cure for 2 minutes.

Remover with a special liquid Gel and Nail Polish Remover.



M

TWINNY GELS

9 ml, SET 6 pcs * 9 ml

Medium viscosity, high adhesion.

Combines the nail modeling and the color coating stages.

Fine shimmer and large-figured glitter as a design elements.

Soak off.

1. Prepare the nail plate. Degrease with Eurocleanser. Apply Ultrabond on the nail end.
2. Apply a thin layer of E.MiLac Base Gel Cure 1 min in a LED/CCFL lamp.
3. Apply a first thin layer of E.MiLac Twinny. Cure in any lamp for 2 minutes. Apply a second sculpting layer, turn and center. Make sure the layer thickness on the lateral sides and nail end is at least 0.5 mm. Cure 2 min in a lamp.
4. Apply E.MiLac Ultra Shine Top Gel. Cure for 2 min.

Remover with a special liquid Gel and Nail Polish Remover.



M

CRISPY BASE GELS

9 ml

Base Gel with sparkling dutch metal.

Medium viscosity.

Does not spread, self-leveling.

Does not stick out.

Does not need filing.

Soak off.

1. Prepare the nail plate. Degrease with Eurocleanser. Apply Ultrabond on the nail end.
2. Apply the E.MiLac Crispy Base Gel. Cure in any lamp for 2 minutes. Repeat this step if needed.
3. Apply E.MiLac Ultra Shine Top Gel. Cure for 2 min.

Remover with a special liquid Gel and Nail Polish Remover.





Formulated with high adhesion to ensure an incredible durability



Strong nails even with a lesser thickness of coating



Superfast manicure



ACE BASE GELS

9 ml

Superfast manicure — helps you save time.
Strong nails even with a lesser thickness of the coating.
Formulated with high adhesion to ensure incredible durability.
Dense color coating in soft classic shades.
Soak off.



S M

1. Prepare the nail plate. Degrease with Euro-cleanser. Apply Ultrabond on the nail end.
2. Apply a thin layer of E.MiLac Ace Base Gel. Cure in any lamp for 2 minutes. Repeat this step if needed.
3. Apply E.MiLac Ultra Shine Top Gel. Cure for 2 minutes.

Remove with a special liquid Gel and Nail Polish Remover.



Contains reinforcing synthetic fibers



Vitamin E and Calcium



Preserve the coating up to 4 weeks



Save up to 30 minutes



FIBER BASE GELS

15 ml, 100 ml

Thick, medium viscosity.
Have a dispersion layer.
High adhesion.
Soak off.



S M

1. Prepare the nail plate. Degrease with Euro-cleanser. Apply Ultrabond on the nail end.
2. Apply a thin layer of E.MiLac Fiber Base Gel. Then we put a drop and model the architecture. Cure in any lamp for 2 minutes.
3. Apply E.MiLac Ultra Shine Top Gel. Cure for 2 minutes.

Remove with a special liquid Gel and Nail Polish Remover.

Min. viscosity



Max. viscosity

Base Gel	Camouflage Base Gels	Sculpt-Medium Base Gel	Twinny Gels	Sculpt-Maxi Base Gel	Hard Base Gel
	Ace Base Gels	Fiber Base Gels			
	Base Gel HEMA FREE	Hard Base Gel HEMA FREE			



E.MiLAC GEL POLISH

9 ml, 15 ml

E.MiLac is the ideal product for creating stylish decorative nail coatings.



Long-lasting manicure up to 4 weeks!



Self-leveling during application.



Intense color even in 1 layer.



Ideal for one-color coating and designs.



BASIC COLLECTION



SHADES OF ELEGANCE



NEON



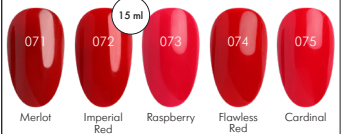
PARK AVENUE



COZY EVENING



DOLCE VITA



ROYAL TONE



SPORT CHIC



TROPICAL GARDEN



CITY WOMAN



SEASON OF CONTRAST



SHIMMER DREAMS



TOTAL GRAY  107 Nude Style  121 Evening Shadow  122 Pale Jade  123 Oxford Blue  124 Moon Mist  125 Neutral Gray  126 French Gray  127 Peach Puff  129 Savage										SEASON OF CONTRAST  157 Golden Diva  158 Diamond Shine  162 Magnetism  164 Flame Scarlet  166 Bitter Chocolate				
BLOOMING LIFE  172 Parfait  173 Sweet Symphony  181 Spring Greenery  182 Seafoam  183 Aqua Green					GRAND RESORT  188 Berry Punch  189 Hibiscus			PASTEL RINGS!  195 Orchid  196 Sweet Lavender  197 Forget-me-not  202 Cotton Candy  203 Jelly Bean			STONE MARBLE  207 Royal Ascot  208 Savignon Blanc			
CELEBRITY  210 Martini Olive  211 London Morning  212 Blue Blazer  213 Harbor Mist  214 Nude Chic  215 Paris Weekend						HYPE  217 Plan B  218 Long Island  219 Wall Street  220 Miss Bordo  221 Black Jack					LA MUSE  231 Olive Sun  233 Linen Waistcoat  234 Serein Luxur			
RED MANIFEST  222 Ferrari Red  223 Moulin Rouge  224 Pretty Woman  225 Love Story  226 Chicago Spirit  227 Borgia  228 Passion Cherry  230 Perfect Red								BOHO CHIC  239 Morocco  240 Turmeric  242 Pocahontas			TOXIC  245 Malibu  246 Vegas  247 Miami			
MILKY  249 Milk Style  250 Tender Style  251 Pink Style  252 Beige Style				STAINED GLASS  253 Princess Blue  254 Deep Lake  256 Pink Peacock			BORN TO SHINE  259 Gray Iceberg  260 Kompromat  262 Aurora  263 Just Affair  264 Friend Zone  268 Wild Plum  270 Lights of Galaxy							
COVER GIRL  272 Chocolate Box  276 Green Tweed		MOMENTS  277 Neo Mint  278 Niagara  279 Ice Drop  280 Blue Blood  281 Verona  282 Blanc de Blancs						GIVE ME MORE  283 Any Whim  284 Acid Lipstick  285 Banana Shake  286 Cuban Sand  287 Blueberry Smoothie  288 Hotel California						
B-URBAN  290 Unknown  291 Stone Jungle  292 Roof Garden  293 Underground  294 Metropolis  296 Capital						JAZZ AGE  297 Sparklers  298 Tango Taste  299 Rendez-Vous  300 Solo  301 Blackout  302 Happy Dress  325 Lively Green  326 Green Glow								
NEW GENERATION  303 Honest  304 Delicious  305 5th Element  306 Techno  307 Neuro  308 Next  309 Vision  310 Shape Up								NUDE  311 Pure Desire  312 Closeness  313 Hidden Feeling  314 Slow Inhale  315 Body Language  316 Affection						

WEDDING COLLECTION



RICHES



OUT OF TOWN



EGOISM



CASINO



ANGELS



CLOSER TO NATURE



MY IMPULSE




PLATONIC LOVE



VIVA LA DIVA



REFLEXIVE GALAXY

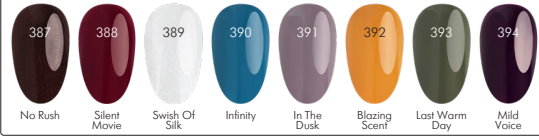


E.MILAC ONE STEP FOR PEDICURE

Single-phase gel polishes that do not need the use of a base and top coat. Perfectly suitable for a pedicure, reducing the time of the pedicure.



LOST IN TIME



UNDER HYPNOSIS





TOP GEL

9 ml, 15 ml, 30 ml, 100 ml

Universal.
Fast self-leveling.
Glossy brilliance.
With a sticky layer.
Soak off.



TOP GEL TACKLESS

9 ml, 15 ml, 30 ml, 100 ml

For usage with Princot, Textone, Glossemi, and pigments.
Has crystal brilliancy.
Without a sticky layer.
Soak off, needs a primary filling.



ULTRA SHINE TOP GEL

9 ml, 15 ml, 100 ml

Extra strong, glass effect.
Does not suitable for soft weak nails.
Without a sticky layer.
Not soak off.



VELVET TOP GEL

9 ml, 15 ml

Noble matte effect.
Perfect for any shades: dark and light.
Without a sticky layer.
Soak off.



DRAMATIC TOP GEL

9 ml

Dizzying disco ball effect.
Particles of gold leaf shimmer in different colors under different lighting angles.
Without a sticky layer.
Not soak off.



SILVER DROP TOP GEL

9 ml

A glossy top coat with medium-sized matt silver flakes.
Without a sticky layer.
Not soak off.



Min. shine	▶ ▶ ▶ ▶ ▶ ▶ ▶ ▶ ▶ ▶	Max. shine
Velvet Top Gel	Top Gel	Ultra Shine Top Gel
		Dramatic Top Gel
		Silver Drop Top Gel

SLIDER TOP GEL

9 ml, 15 ml, 30 ml, 100 ml

Special Top gel for the designs with sliders (Naildress, Nailcrust, Nailcrust 5D)

Application only in a thin layer.

Requires any E.Milac protective topcoat applied above.

With a sticky layer.

Soak off.



GEL SYSTEM

1ST PHASE ADHESION	This step helps the gel bind with your natural nail. This will ensure that your gel polish manicure last as long as possible.	<ul style="list-style-type: none"> Base gel Super Bond Gel Easy One Gel
2ND PHASE MODELING	Now it's time to correct the shape of the nails. This means sculpting and/or extension .	<ul style="list-style-type: none"> Easy One Gel Monophase LED Gel Natural Composite Gel Soft Gels (Natural) Form Gel Clear Acrygel
S STRENGTHENING	M MODELING / ALIGNMENT	L LENGTHENING / EXTENSION
3RD PHASE PROTECTION	Apply the top gel to prevent chips and scratches, prolong the great look of the manicure, and make it last longer. Choose a top gel to give the nails a special effect — from noble matte to ultra shine or with the flakes.	<ul style="list-style-type: none"> Easy One Gel All top gels from Gel Polish System

THE RECOMMENDED METHOD TO WORK WITH THE GEL SYSTEM

Order:	preparation stage		1st: adhesion	2nd: modeling	color		3rd: protect
Cure:	2 min on air		60 s	120 s	120 s	120 s	180-240 s
	Nail Prep	Ultrabond	Base Gel	Monophase LED Gel	E.MiLac Color 1. layer	E.MiLac Color 2. layer	All Top Gels from Gel Polish system
			Super Bond Gel	Natural Composite Gel			
				Soft Gels			
				Form Gel Clear/ Natural			
				Acrygels			
			Easy One Gel	E.MiLac Color 1. layer	E.MiLac Color 2. layer	Easy One Gel	
			Twinny Hard Gel (120 s * 2 layers)				



SUPER BOND GEL M L

9 ml

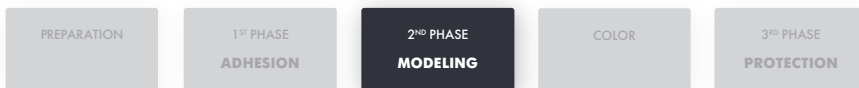
Base coat for Gel System.
Recommended for weakened and thin nails.
High adhesion.
Low dispersion.
LED/CCFL lamp: 30 sec, UV lamp: 1 min.



EASY ONE GEL S

5 g, 15 g, 50 g, 100 ml (doypack)

3 in 1 (base, modeling, protection).
The most flexible gel, so:
• Not for modeling, not for an extension!
• For soft nails.
Color: transparent.
Cure in 2 min in any lamp.



ACRYGELS

S M L



The best qualities from both gel and acrylic



Suitable for weak and damaged nails



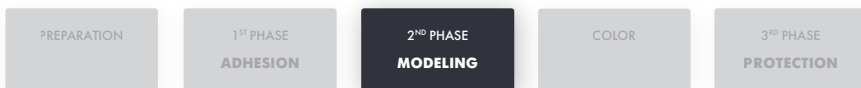
For easier work with brush use Cleansing Spray



ACRYGEL WHITE

5 g, 15 g, 50 g

1. Prepare the nail plate and degrease it. Apply Nail Prep Aid and after that apply Ultrabond.
2. Apply the base gel Super Bond Gel (or E.MiLac Base Gel), and cure in a lamp.
3. Take the required amount of Acrygel using a nail stick. Apply it onto the nail plate. Apply it onto the nail plate.
4. Use a moistened brush to spread Acrygel over the nail surface, shaping it into a desirable form. First, press and then spread the product in a thin layer near the nail cuticles and nail walls. Then spread it over the entire nail plate with stretching movements. Cure for 2 minutes in any lamp.
5. Attention!!! Do not apply too much pressure. Instead, you should stretch the product over the nail plate using a brush. Applying too much pressure might cause the brush leaves traces afterward.
6. Use the Nail File White 100/180 for artificial nails. Use the Soft File 100/180. Cleanse the surface with Eurocleanser.
7. Apply a decorative coating. Apply E.MiLac Top Gel Tackless or Brilliant Finish Gel. Cure or 2 minutes in any lamp.



EASY ONE GEL

5 g, 15 g, 50 g, 100 ml

3 phases in 1.
For soft nails.

Color:
transparent.

S



NATURAL COMPOSITE GEL

5 g, 15 g, 50 g

High viscosity.

Suitable for sealing & repairing.

In a thin layer suitable for extending the free edge on forms.

Color: natural beige.

S



MONOPHASE LED GEL

5 g, 15 g, 50 g, 9 ml, 15 ml,

30 ml, 100 ml

High self-modeling ability.

For all types of nails.

Color: transparent, gloss.

M L



FORM GEL CLEAR

5 g, 15 g, 50 g

The best for modeling on forms.

Suitable for pinching and extreme shapes modeling.

Not suitable for modeling over the natural nail, only the free edge.

Color: transparent.

L



SOFT PINK JELLY GEL

5 g, 15 g, 50 g

For sculpted French manicure.

Not suitable for nail length correction.

Suitable for repairing.

Color: tender pink.

S M



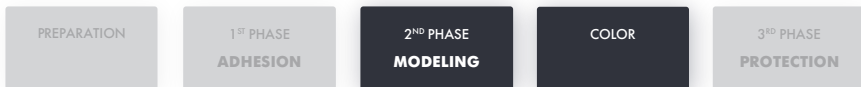
SOFT GELS

For all types of nails.

Viscosity below average.

Tender shades.

S M



TWINNY HARD GEL

15 g

2 in 1: combines modeling and color stages.

Significantly reduce the time of manicure service.

Viscosity below the medium.

Needs the E.MiLac Base Gel as an adhesive layer.

S M



1. Prepare the nail plate, polish and file it. Degrease with Eurocleanser. Apply a thin layer of Nail Prep Aid and Ultrabond, air dry.
2. Apply a thin layer of E.MiLac Base Gel. Cure in a lamp for 1 min.
3. Apply Twinnny Hard Gel, starting close to the nail cuticles. Perform the nail modeling, turn over and center. Cure in the lamp for 2 min. Apply the second layer of Twinnny Hard Gel and also cure in the lamp for 2 min.
4. Apply any E.MiLac top coat and cure in the lamp for 2 min.



E.MiLAC GEL POLISH

9 ml, 15 ml

E.MiLac is the ideal product for creating stylish decorative nail coatings.

- Cure in a lamp for 2 min.
- With a sticky layer.
- 400+ shades in the palette.



GEL PAINTS

5 ml (jar)

IS USED WITH GEL SYSTEM ONLY!

With a sticky layer.



1. Prepare the nail plate, polish and file it. Degrease with Eurocleanser. Apply a thin layer of Nail Prep Aid and Ultrabond, air dry.
2. Apply Gel or Acrygel, and cure for 2 min in any lamp.
3. Apply the gel paint. Let to cure for 2 min in any lamp. Thanks to excellent consistency, 1 layer is pretty enough.
4. Cover with Brilliant Finish Gel. Cure for 2 min in any lamp.



CLASSIC										NEON				CONFETTI			
SEASONAL			MAGIC SPELLS					PEARL									
HYPE		SET HOLLYWOOD 6 pcs x 5 ml								SET GIVE ME MORE 6 pcs x 2 ml							

Most flexible	▶▶▶▶▶▶▶▶▶▶	Hard
Easy One	Monophase	Form Gel Clear
	Soft Gels	Form Gel Natural
	Twinny Hard	Natural Composite Gel
		Acrygels

DECORATIONS

- Effects
- Stickers
- Volume
- Dusty & Trifle



PREPARATION

1ST PHASE
ADHESION2ND PHASE
MODELING

COLOR

3RD PHASE
PROTECTION**TEXTONE**

9 ml (15 ml), set 2 pcs * 9 ml

- Suitable for covering.
- More liquid than E.MiLac.
- It can be air dried as well as by hairdryer.

1. Prepare the nail plate according to the chosen system. Apply base coat.
2. Apply E.MiLac Top Gel Tackless and cure for 2 minutes in any lamp. In case of nail polish system skip this step.
3. Apply the Textone. Air dry (7 min) / dry by hairdryer (1-2 min) or cure in the lamp (30 sec).
4. Cover with E.MiLac Top Gel Tackless and cure for 2 minutes in any lamp. In case of nail polish system cover with E.MiLac Top Coat.



CHROME EFFECT

PREPARATION

1ST PHASE
ADHESION2ND PHASE
MODELING

COLOR

3RD PHASE
PROTECTION**SPIDER GEL**

black & white, jar 5 ml

- Elastic, easy to stretch out.
- It stretches out into a thin, elegant line; it does not tear.
- Thanks to the sticky layer it immediately sticks to the nail plate.
- Easy to create geometric designs.
- With sticky layer.

1. Prepare the nail plate, apply a base coat, cure it in any lamp for 2 minutes. Apply a colour layer. Cure for 2 minutes.
2. Apply E.MiLac Top Gel and cure for 30 sec. **Remove a sticky layer.**
3. Make a design by the Spider Gel. Cure for 2 minutes in any lamp. No need to re-apply the top coat.

ELEGANT LINES OR
GEOMETRIC DESIGNS

Create any shade by mixing white Spider Gel with Pigments!

STICKERS

Nail Polish System

Gel Polish System

Gel System

PREPARATION

1ST PHASE
ADHESION

2ND PHASE
MODELING

COLOR

3RD PHASE
PROTECTION



CHARMICON SILICONE STICKERS

- Elastic, easy to stretch out.
- Alluring and elegant, daring and bold, subtle and sophisticated – stylish prints for your fashion looks.
- Easy to use.



NAILDRESS SLIDER DESIGN

- Saves a nail master's time and optimizes her work.
- Sophisticated EMI-manicure in a few minutes!
- Variety of shapes and prints.



NAILCRUST PATTERN SLIDERS

- Allow for the most sophisticated and complicated convex bas-reliefs.
- Real help for a nail master. Ready-to-use patterns for drawn designs.
- Wide range offers infinite possibilities for creativity.

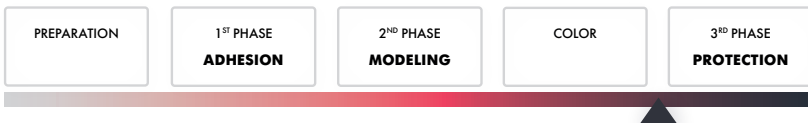


Nail Polish System

Gel Polish System

Gel System

STICKERS




DECOUPAGE STICKERS 3D

- Ready-to-work stickers (there is no need to cut)
- An optimal sticker size makes it convenient to place on the nail plates of various length (even on the shortest nails)
- Sticker flexibility guarantees an ideal match to the nail plate.

1. Prepare the nail plate. Apply a Base Coat, cure it.
2. Cover with a colour, cure. **Remove a sticky layer.**
3. Place a sticker on the nail.
4. Cover with E.MiLac SLIDER TOP GEL. Cure for 2 min in any lamp.
5. Cover with E.MiLac TOP GEL TACKLESS. Cure for 2 min in any lamp.

FOIL



1. Prepare the nail plate. Apply a Base Coat, cure it.
2. Cover with a colour, cure. **DO NOT remove a sticky layer.**
3. Print foil on the sticky layer.
4. Cover with E.MiLac TOP GEL TACKLESS. Cure for 2 min in any lamp.

SLIDER TOP GEL

9 ml, 15 ml, 30 ml

Special Top gel for the designs with sliders (Naildress, Nailcrust, Nailcrust 5D)

Application only in a thin layer.

Requires any E.MiLac protective topcoat applied above.



With sticky layer.
Soak off.



VOLUME

Nail Polish System

Gel Polish System

Gel System

PREPARATION

1ST PHASE
ADHESION

2ND PHASE
MODELING

COLOR


3RD PHASE
PROTECTION



EMPASTA

tube 5 ml, jars 2 and 5 ml, sets

- Used to draw thin lines.
- Without sticky layer.



GEMTY GEL

jars 2 and 5 ml, sets

- Can be used solely to imitate precious stones or with Charmicon, Naildress, specially developed for Gemty Gel.
- Without sticky layer.



PLASTICINE

white, jar 2 ml

- Can be mixed with pigments.
- Recommend to overlap with the top coat for nail polish.
- Need: a brush KZM-2 & Remover or Eurocleanser.



GEL LIQUID STONES

jar 5 ml

- For imitation precious stones.
- Can be mixed with EMPASTA (2/3 + 1/3 of Gel Liquid Stones).
- Can be mixed also with Pigments and Gel Paints.
- With sticky layer.



VELVET SAND

- Effect of soft and perforation cover.
- The set contains: brush for delicate sand remove, a special sticker for sand covering, a plastic container for sand keeping.



1. Prepare the nail plate. Apply a Base Coat, cure it.
2. Cover with a colour, cure.
3. Cover with a Top Coat, cure.
4. Decor with a decorative product. Cure the layer for 2 minutes in any lamp.
DO NOT cover with a Top Coat again.

Min. volume



Max. volume

Empasta

Plasticine

Gemty Gel

Gel Liquid Stone

PREPARATION

1ST PHASE
ADHESION2ND PHASE
MODELING

COLOR

3RD PHASE
PROTECTION

DUST

Can be mixed with each other.

1. Prepare the nail plate. Apply a Base Coat, cure it.
2. Cover with a colour, cure.
3. Cover with E.MiLac Slider Top Gel, cure for 2 min.
4. Rub the dust in.
5. Cover with E.MiLac Slider Top Gel, cure for 2 min.
6. Apply a protective layer. Cure for 2 min.



PIGMENTS

Can be mixed with each other.

1. Prepare the nail plate. Apply a Base Coat, cure it.
2. Cover with a colour, cure.
3. Cover with E.MiLac Top Gel Tackless, cure for 2 min.
4. Rub the pigment with a brush in.
5. Cover with E.MiLac Top Gel Tackless, cure for 2 min.



LIQUID MICA

Can be mixed with each other.

1. Prepare the nail plate. Apply a Base Coat, cure it.
2. Cover with a colour, cure.
3. Rub the mica with a brush in.
4. Cover with E.MiLac Top Gel Tackless, cure for 2 min.

METALLIZED
STICKER TAPE

1. Prepare the nail plate. Apply a Base Coat, cure it.
2. Cover with a colour, cure.
3. Apply a decorative element.
4. Cover with E.MiLac Top Gel Tackless, cure for 2 min.



CONFETTI

1. Prepare the nail plate. Apply a Base Coat, cure it.
2. Cover with a colour, cure.
3. Cover with E.MiLac Slider Top Gel. **DO NOT cure!**
4. Apply a decorative element.
5. Cover with E.MiLac Top Gel Tackless, cure for 2 min.



RHINESTONES

NAIL STUD

1. Prepare the nail plate. Apply a Base Coat, cure it.
2. Cover with a colour, cure.
3. Apply a Top Coat, cure it.
4. Apply a small drop of E.MiLac BASE Gel and put on drops Rhinestones/Nail stud. Cure for 2 min
5. Cover with E.MiLac Top Gel Tackless, cure for 2 min.

TOOLS

Nail Polish System

Gel Polish System

Gel System

- Nail Files
- Rotary files
- Brushes

NAIL FILES

ARTIFICIAL NAILS



Nail File White
100/180



Nail File Zebra
Standard 100/180



Nail File Zebra
Oval 100/180



Nail File Zebra
Maxi 100/180

ARTIFICIAL & NATURAL NAILS



Soft File
100/180



Sanding
Block Pink

NATURAL NAILS



Mini Wood Nail
File 180/220



Nail File Pink
180/240



Nail File Ultra
Shine
400/4000









Soft File
220/280









with a Swarovski
crystal

Crystal Nail
File EMI

ROTARY FILES

						
	Corn-shaped Ceramic Rotary File, 6 mm	Corn-shaped Carbide Rotary File, 6 mm	Frustum-shaped Carbide Rotary File, 5.7 mm	Frustum-shaped Diamond Coated Rotary File, 4 mm	Drop-shaped diamond coated rotary file, 2.7 mm	Flame-shaped Diamond Coated Rotary File, 1.8 mm / 2.2 mm
abrasiveness	Fine	Medium	Medium	Medium	Medium/Fine	Fine
cover removing	gel polish (not gell!)	gel polish, gel, acrylic	gel			
free edge cutting	✓	✓	✓			
nail walls processing				✓	✓	✓
pterygium cleansing				✓	✓	
cuticle raising				✓	✓	
cuticle cutting				✓		✓

						
	Needle cone-shaped diamond coated rotary file, 1.4 mm	Rounded cone-shaped diamond coated rotary file, 3 mm / 2.3 mm	Cone-shaped silicone rotary file, 6 mm	Safe Rotary File	Ball-Shaped Diamond Coated Rotary File, 3 mm	Ball-Shaped Diamond Coated Rotary File, 4 mm
abrasiveness	Medium	Medium	Coarse	no	Medium	Fine
nail walls processing		✓	✓	so, not for cleaning or cutting suitable for delicate skin and diabetes		
pterygium cleansing		✓	✓			
cuticle raising						
cuticle cutting					✓	✓
cracks opening (pedicure)	✓					
cracks processing (pedicure)					✓	✓
corns cutting			✓		✓	✓

BRUSHES



KO-4 Oval #4

- Underpainting.
- Gel modeling.
- Red wine color, Torey.



KO-6 Oval #6

- Underpainting.
- Gel modeling.
- Red wine color, Torey.



KLE-4 Leaf #4

- Decorative strokes.
- Gel sculpting.
- Golden color, Torey.



KLE-6 Leaf #6

- Decorative strokes.
- Gel sculpting.
- Golden color, Torey.



KSKF-4 Beveled Square for French Manicure #4

- French manicure and color tinting.
- Angle brush, golden color, Torey.



KSKF-6 Beveled Square for French Manicure #6

- French manicure and color tinting.
- Angle brush, golden color, Torey.



KOB-4 Ombre #4

- Ombre (gradient) technique.
- Flat brush with cut-out hair, Torey.



KN Brush Needle

- Fiberglass work, e.g. repairing natural or artificial nails.



KL-5/0 Linear #5/0

- Lines.
- Synthetic fiber, transparent base.



KZL-5/0 Brush Linear #5/0

- Lines.
- White synthetic fiber.
- Recommended for beginners.



KM-3 Stroke #3

- Underpainting.
- Red sable.



KZM-0 Perfect Stroke #0

- Underpainting.
- Dots.
- Wide strokes.

BRUSHES

ZHOSTOVO PAINTING:




KZO-1 Oval for Zhostovo #1

KZO-0/0 Oval for Zhostovo #0/0

KZLE-1 Leaf for Zhostovo #1

ONE STROKE PAINTING:

Flat wide brush, angle, red wine color, Torey.



KSKK-2 Beveled Square for One Stroke #2

KSKK-4 Beveled Square for One Stroke #4

ACRYGEL:



for taking exactly the right amount of product

for nail modeling

Brush & Spatula Tool

- Oval #6 from kolinsky sable hair.



KZL-5/0
KZO-0/0
KZM-0
KSKF-6
KO-6



KZO-0/0
KZO-3/0
KZO-1
KZLE-1



KSKF-4
KSKK-4
KSKK-2

Set of brushes E.Mi Design technologies 2.0

Set of brushes for Zhostovo Painting

Set of brushes for One stroke painting

CARE AND TREATMENT

- Nail regeneration
- Care System
- Pedicure
- SPA
- Nail cuticles care



NAIL REGENERATION

ARGAN POWER

9 ml

- Argan oil helps to strengthen the nail plate.
- Vitamin A and E nourish the nail plate and prevent delamination. Make the nail plate more flexible and shiny.
- Vitamin C prevents nail plate thinning and improves the effect of vitamins A and E.
- Vitamin B boosts nail plate growth thanks to a rich infusion of microelements.

VITAMIN THERAPY FOR DRY AND FRAGILE NAILS



VITAMIN COMPLEX

9 ml

- Perfect vitamin therapy for thin and weakened nails after an artificial nail coat.
- Vitamins A, E, and F nourish the nail plate, make it more flexible and shine. The complex prevents delamination, stimulates the active growth of nail plates.

NAIL CARE COMPLEX FOR FRAGILE AND THIN NAILS



KERATIN SERUM

9 ml

- Keratin Serum creates a protective layer. It strengthens the nail plate. While Keratin strengthens and moisturizes, the plant extracts nourish the nail plate.
- Keratin deeply penetrates the nail plate. It restores the keratin layer in the nail structure.
- Plant extracts intensively hydrate and restore the moisture balance in the nails.

PROTECTIVE SERUM FOR THIN AND BRITTLE NAILS



AVAILABLE ALSO IN SET

NAIL THERAPY SYSTEM

3 pcs * 9 ml

For best results, we recommend you use them together:

- 1st layer: Argan Power
- 2nd layer: Vitamin Complex
- 3rd layer: Keratin Serum



NAIL BOMB

9 ml

a jelly-conditioner for nails.

It quickly moisturizes and deeply nourishes the nail plate. It also protects against external factors and restores the nail plate.

- ✓ Aloe vera
- ✓ Camella extract
- ✓ Glycerin
- ✓ Shea butter extract
- ✓ D-Panthenol

HOW TO USE:

- **As a mask:** we recommend applying the product to the nail plate and the skin around the nails. Let it soak in for 5-10 minutes. Rub in the remains with circular massage movements. Does not need rinsing.
- **As a part of a manicure procedure that includes the application of a decorative coating:** remove the residuals of the product, and degrease. Thoroughly dry the nail plate.



Recommended frequency of application: once a week.

NAIL STRENGTHENER NATURAL FORCE

9 ml

- ✓ **PISTACIA RESIN OIL** promotes deep regeneration of the nail plate and gives it a natural shine.
- ✓ **A NATURAL PLASTICIZER** improves nail flexibility and forms a water-repellent film.
- ✓ **ROSE STEM CELLS** slow down the aging process.
- ✓ **A POWERFUL COMPLEX** with amino acids has an antioxidant effect. It moisturizes, nourishes, and increases nail thickness.

COMPLETE RECOVERY OF
DAMAGED NAILS IN 2 MONTHS



PREVENTION:

1. As a base coat for color.
2. As a self-coating: apply in 2 layers (does not need a top coat).

THERAPY OF WEAKENED AND DAMAGED NAILS:

- 1-2 WEEK — cover the nails every day, layer by layer.
- 3-4 WEEK — we cover the nails every other day.
- 5-6 WEEK — cover the nails after 2 days.
- 7-8 WEEK — cover the nails after 3 days.

At the end of each week, remove the coating with Nail Polish Remover.

PROTECT OIL

9 ml, 15 ml, 100 ml

- The antiseptic cuticle oil.
 - It prevents fungus growth.
 - 100% mildew proof.
- ✓ **TEA TREE OIL** has antifungal and antiseptic properties and may be an effective treatment for nail fungus.

ANTISEPTIC CUTICLE OIL

Apply a thin layer on the cuticle, and rub it with slight moves. Wait a minute, until the agent has dried.

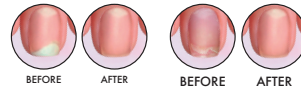


ANTIFUNGAL

9 ml

- ✓ **TOLNAFTATE** is effective in the prevention of fungal infections.
- ✓ **ETHYL ACETATE** promotes rapid absorption. It forms a protective film on the nail plate.
- ✓ **MINERAL COMPLEX:** Keratin, Calcium, Silicon, Provitamin B5 (panthenol), Vitamins C and E.

FUNGAL DISEASES PREVENTION
AND CURING



- **FOR SMALL ONYCHOLYSIS:**
drip the Antifungal into the subungual pockets twice a day until complete healing.
- **TO REPAIR WEAKENED, DAMAGED NAILS:**
soak prepared nails, wait until dry, then it is possible to apply nail polish.
- **FOR ONYCHOREXIS:**
drip in the morning and evening on the damaged part of the nail until complete recovery.

! Treatment can be accelerated using Protect Oil.

AVAILABLE ALSO IN SET

SET TREAT US

3 pcs * 9 ml

Stronger together!

- E.MiLac Protect Oil
- Nail Strengthener Natural Force
- Antifungal



NAIL POLYMER BOOSTER

9 ml

UV LAMP
NEEDED

- It penetrates into the deep layers of the nail plate and helps to moisturize, nourish and thicken.
- It sews into the frame and reliably retains moisture, forming a protective film.
- Deep regeneration, growth, and strengthening of the nail plate.

✓ JOJOBA AND AVOCADO OILS

POLYMER FILLER FOR NAILS



BEFORE

AFTER



1. Prepare the nail plate, polish and file it.
2. Apply a thin layer of Nail Polymer Booster.
3. Heat with a hair dryer/incandescent lamp to penetrate the product into the deep layers of the nail.
4. Wipe off excess with a dry cloth. Cure in a lamp for 2 min.
5. Remove sticky layer*

* You can use Nail Polymer Booster as an independent coating or cover it with nail/gel polish.

INTENSE CARE MATTE EFFECT

9 ml

- A matte nail plate enhancer intended to promote strong and healthy growth.
- It provides protection to the nails and helps fight the problem of breaking off.

- ✓ **KERATIN** profoundly penetrates the nail plate. It restores the keratin layer in the nail structure.
- ✓ **BIOTIN** stimulates the natural formation of keratin in the nails.
- ✓ **CAFFEINE** improves the protective barrier functions of the nail plate.
- ✓ **VITAMINS B5 AND C** deeply moisturize, nourish, and protect the nail plate.



AN INVISIBLE STRONG "ARMOR SHIELD"



BEFORE

AFTER

Apply a thin layer on the prepared nail plate as an independent coating or as a base coat twice a week.

FOOT BATH GEL

300 ml

- Soft gel for soaking, cleansing and nourishing foot skin.
- Glycerin in the composition provides an anti-aging effect.
- AHA and D-Panthenol stimulate the renewal of the epidermis.

1. Apply the gel on moistened feet with massage movements.
2. Leave the gel on for 2-3 min to soak, then bathe your feet in warm water for 10 min.
3. Rinse the residues. Dry the skin.



CRACK TREAT CREAM

300 ml

- Intensive regeneration. **Heals chapped skin and heels in 4 days.**
- A complex of active ingredients deeply nourishes and moisturizes damaged skin.
- With care for nature. The packaging is made from mono-material and is fully recyclable.

1. Apply cream to the problematic areas.
2. Gently massage for 1-2 minutes until the product has absorbed completely.



PEDICURE

PEDICURE

UREA-BASED KERATOLYTIC

30 ml, 100 ml

INDICATIONS:

- Dry skin
- Hyperkeratosis
- Cracks

CONTRAINDICATIONS:

Wound surfaces, Individual intolerance, Children's age (up to 14 years).



CARBAMIDE 30-35%



KERATOLYTIC — ROUGH SKIN SOFTENER

30 ml, 100 ml

INDICATIONS:

- Effect of „glass-like heels“
- Hyperkeratosis

CONTRAINDICATIONS:

Thin dry skin, Sensitive skin, Skin damage, Psoriasis, Allergy, Diabetes, Children's age (up to 14 years).



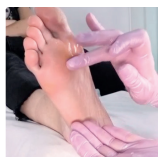
ALKALI



Min. activity



Max. activity



1. Apply keratolytic on problem areas of the skin under the film for 5-10 minutes.
2. Remove applications and process softened skin with a pedicure file or rotary file.
3. Rinse with warm water or wipe with a damp cloth. Apply moisturizer.

TOOLS FOR PEDICURE

Durable stainless steel pedicure file. The handle that is comfortable to hold. And sandpapers of different abrasiveness.



STAINLESS STEEL PEDICURE FILE

NAIL SANDPAPERS, 10 pcs



E.MILAC ONE STEP FOR PEDICURE

Single-phase gel polishes that do not require the use of a base and top coat. Perfectly suitable for pedicure, reducing the time of the pedicure.



NAIL CUTICLES CARE

CUTICLE OIL AQUA DREAM

9 ml, 15 ml

- It softens the cuticle quickly and carefully.
- Fast absorbed.
- Moisturizes the cuticle and gives a well-groomed look to the manicure.



CUTICLE OIL BARBIE GIRL

TOUCH OF NATURE

9 ml, 15 ml, 100 ml

- An updated formula of your favorite cuticle oil. Now with **98% natural ingredients**.
- Quickly, gently and effectively moisturizes cuticles.
- Instantly absorbed.



THERAPY OIL

10 ml

Intensively moisturizing, recovering oil.

- **95.35% natural ingredients:** almond oil, grape seed oil, orange oil, and vitamin E.
- Keeps the aesthetic appearance of the nail cuticles.
- Prolongs the perfect state of a manicure.



- ✓ **ALMOND OIL** is rich in Vitamins D and E, which help soothe skin. They also protect the skin from UV impact and restore its moisture barrier.
- ✓ The **GRAPE SEED EXTRACT** is valued for its antioxidant properties.
- ✓ **AVOCADO OIL** nourishes the skin. It protects it from the harmful effects of the environment.

- ✓ **ALMOND OIL** improves skin elasticity. It nourishes and moisturizes it.
- ✓ **ORANGE OIL** promotes collagen synthesis and stimulates nail growth.
- ✓ **GRAPE SEED OIL** softens the skin and activates the metabolism in cells.
- ✓ **VITAMIN E** protects cells from damage caused by free radicals.

Apply cuticle oil, rub with massage movements.

CUTICLE REMOVER

9 ml, 15 ml, 30 ml, 100 ml

Is used during European and Classic manicure.



CUTICLE REMOVER AHA COMPLEX

9 ml

a cuticle remover with AHA acids and vitamin E.

- ✓ **LACTIC ACID** and **FINGER LIME EXTRACT** quickly and gently exfoliate cuticles without causing irritation or overdrying the skin.
- ✓ **GLYCERIN** cares for and softens the cuticle area, strengthens and restores the hydro-lipidic layer.
- ✓ **FAST ACTING FORMULA.** Nails look healthy and well-groomed in a matter of seconds, without harm to the nail bed.



1. Apply E.MiLac Cuticle Remover (AHA Complex) on cuticles.
2. After 2-3 minutes, remove the rough skin using a nail stick.
3. Rinse in flowing water using a brush.

CARE SYSTEM

UV-BLOCK CREAM

300 ml

- Photoaging protection and care. Moisturizing cream designed specifically to protect hands and feet from UV lamps and sunlight.
- New generation filters. A combination of innovative blockers of both UVA and UVB with an SPF 30.
- With care for nature. The packaging is made from mono-material and is fully recyclable.

1. Apply the cream to the hands (or feet, if used during a pedicure) before using the lamp.
2. Massage until completely absorbed.
3. Degrease the nail plate and cuticle with Eurocleanser.



PINK SUGAR SCRUB 150 g

a delicious bouquet for gentle scrubbing and nourishment of your hands and body.

- ✓ Medium abrasive
- ✓ Shea Butter
- ✓ Glycerin
- ✓ Vitamin E
- ✓ D-Panthenol
- ✓ Hydrolyzed Silk

Apply the scrub on wet skin, massage gently, then rinse with water.

 Recommended frequency of application: 1-2 times a week.



WHIPPED BUTTER

A natural butter-based universal treatment. The Wheaped Butter has a delicate texture. It deeply hydrates and nourishes the skin.

- COCOA BUTTER and SHEA BUTTER deeply moisturize and soften the skin. Improvement of skin elasticity and firmness is guaranteed.
- DRY OILS (grapeseed, olive and sweet almond) are absorbed extremely quickly. The butter doesn't leave a residue or an unpleasant greasy feeling.
- Delicate texture that melts on contact with the skin.
- Fine glitter subtly decorates hands with a playful glow.
- **Carefully! Awakens an uncontrollable appetite!**
- Suitable for all skin types at any time of the year.

ULTRA-MOISTURIZING SERIES FOR HAND AND BODY SKIN CARE

CARE SYSTEM



SWEET POISON



DAILY CASUAL



TRUE ROMANCE



FIRST LADY



FEEL FREEDOM

SWEET FRAGRANCE

FRESH FRAGRANCE

HAND AND BODY LOTION

10 ml, 200 ml, 300 ml

- Immediate-action ultra moisturizing
- Deep nourishment thanks to the formula enriched with natural oils
- Tender weightless texture
- Fast absorbed
- 7 free; cruelty-free

SOUFFLE CREAM

50 g, 200 g

- Extra nourishing with airy texture: it penetrates deeply into the skin, acting as a mask. It improves the skin elasticity, making it smooth and velvety
- Airy texture
- 7 free; cruelty-free

HAND AND BODY CREAM

30 ml

- Pleasant enveloping texture. It is fast absorbing, it deeply nourishes the skin, offers the feeling of 24-hour moisturizing
- Compact format. Convenient to carry around inside the cosmetics bag and take along on the trip
- 7 free; cruelty-free

		SKIN TYPE		
		NORMAL	DRY	VERY DRY
SEASON				

SPA



CRYSTAL SCRUBBING PASTE

150 g

- Effect from the 1st application
- Suitable for aging skin
- 7 free; cruelty-free

1ST STEP: PEELING



1. Perform a hygienic manicure.



2. Apply Crystal Scrubbing Paste and spread the peeling over the hand skin with gentle massaging movements.



3. Rinse off with lukewarm water.



4. Dry your hands with a towel.

2ND STEP: NOURISH



PARAFFIN EFFECT MASK

150 g

- Fast long-term effect
- The mask includes a low melting point paraffin, essential and base oils: Shea butter, Vitamins A, E
- 7 free; cruelty-free.



5. Apply Paraffin Effect Mask.



6. Spread it over the skin (single layer will be enough). Wrap the hand into a cellulose film or a plastic bag. Put on a terry glove over the cellulose film.



7. In 10-15 minutes take the cellulose film off.



8. Sponge up the residues using a cloth tissue.

 Recommended frequency of application: 1-2 times a week.

COLLAGEN GLOVES AND SOCKS

one pair in a pack



ACTIVE INGREDIENTS:

- ✓ HYDROLYZED COLLAGEN improves the elasticity of the skin, supports its tonicity, creates a protective film that prevents the loss of moisture, favors skin regeneration.
- ✓ GLYCERIN successfully fights the problem of skin dryness, facilitates the penetration of moisture to the deeper layers, nourishes, softens and smoothes the skin, restores the hydro-lipid balance.
- ✓ SHEA BUTTER has rejuvenating and antioxidant effects, helps to slow down the skin aging, protects it from UV rays, efficiently fights the problems related to the skin dryness, flaking and roughness, protects it from dehydration and drying out.
- ✓ ARGAN OIL has moisturizing, nourishing and anti-inflammatory effects, restores the hydro-lipid layer of the skin, improves its elasticity and firmness, protects it from UV radiation, favors skin renewal and rejuvenation.

UREA has a noticeable softening and moisturizing effect, boosts cells regeneration, and prevents the drying out of cutaneous covering.

1. Clean and dry a little the hand and foot skin.
Put on and fixate with a special adhesive tape.
2. Leave on at least for 20 minutes and take off.
You can increase the action time depending on the skin condition.
3. Rub any product left into the skin with gentle massaging movements. Use a wet wipe to remove any excessive product.



SPA

MASSAGE CANDLES

A MASSAGE CANDLE IS A COSMETIC SPA PRODUCT IN THE FORM OF A SCENTED CANDLE. A COMBINATION OF BUTTER AND OILS IS USED FOR A FULL-BODY MASSAGE.

NATURAL COMPOSITION:

- VITAMIN E helps moisture and maintain skin firmness and elasticity;
- COCONUT AND OLIVE OILS relax and soothe. They have a moisturizing and nourishing effect on the skin;
- SHEA BUTTER saturates the upper layers of the skin with healthy fats. It promotes the production of collagen, as a result of which the skin becomes more elastic and softer.
- The candles are made from SOY WAX. It has a low melting point, so **it is impossible to get a burn**. When burning, it does not emit toxic substances and soot.

- ✓ NOURISHING AND MOISTURIZING EFFECTS.
- ✓ THE COMPONENTS INSIDE GIVE THE SKIN SMOOTHNESS AND ELASTICITY.
- ✓ SOFT SKIN AFTER SALON PROCEDURES. GENTLE AND GORGEOUS CARE WITH AMAZING FRAGRANCES.

HOW TO USE:

1. Light a candle for 2-5 minutes to get enough organic oil.
2. Extinguish the candle, make sure that the temperature of the oil is comfortable for applying to the skin.
3. Apply warm oil to the skin of the hands, feet or body. Get a massage. If necessary, excess oil can be blotted with a paper towel. There is no need to rinse the product off with water.



ASSORTMENT

TOTAL ASSORTMENT



40%	Color palette
25%	Decorations
9%	Additional Liquids
8%	Care Ssystem
6.75%	Gel System
6.61%	Accessories
6.22%	Tools

COLOR PALETTE



64%	E.MiLac
17%	Gel Paints
17%	Ultra Strong & Textone

DECORATIONS



42%	Stickers
31%	Dusty decor
13%	Unique decor: Empasta, Gemty gel
13%	Other

SOULFUL MORNING

SPRING 2023
GEL POLISH COLLECTION

409
MINT BREEZE

410
HONEY FLAVOUR

411
DAYDREAMS

412
GREEN TEA

413
BREAKFAST AT TIFFANY'S

414
CAMOMILE FIELD

415
JUICY BITE

416
SPRING RAIN

Loveliness

SPRING 2023
GEL POLISH COLLECTION



417

LIBRE



418

SHIVER



419

HIGHLIGHTS



420

APHRODISIA



421

TABOO



422

AIR KISS

DID NOT FIND SOMETHING?

shop.emischool.com



emi YOUR MANICURE
YOUR STYLE