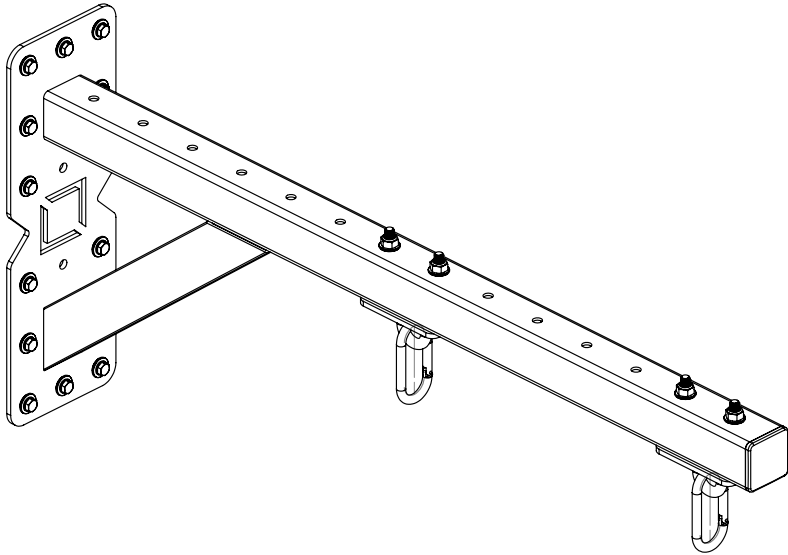


BLK BOX WALL MOUNTED ARM

21-0194



PRODUCT SPECIFICATION

OWNERS MANUAL & QUICK START GUIDE

NOTE : PLEASE READ ALL THE INSTRUCTIONS
CAREFULLY BEFORE ASSEMBLING THIS PRODUCT.

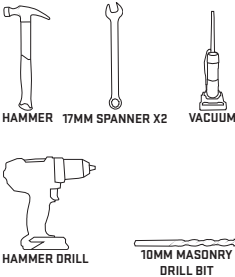
| | | |
|-----------------|---|------------------------|
| PRODUCT WEIGHT | - | 13kg |
| MAX USER WEIGHT | - | 100kg |
| DIMENSIONS | - | 1080mm x 470mm x 160mm |

WARNING

SERIOUS OR FATAL INJURIES MAY OCCUR FROM INCORRECTLY ASSEMBLED EQUIPMENT. ALWAYS ENSURE BOLTS ARE TIGHTENED CORRECTLY AND ALL PARTS ARE LEVEL AND PLUMB. TO FURTHER REDUCE RISK OF INJURIES OR DEATH PLEASE USE OUR SUGGESTED TOOLS AND PERSONAL PROTECTIVE EQUIPMENT (PPE). WE SUGGEST THAT A MINIMUM OF THREE PEOPLE ARE INVOLVED IN THE ASSEMBLY OF THIS PRODUCT. EACH PERSON SHOULD BE EQUIPPED WITH SAFETY GLASSES, STEEL TOE CAP BOOTS AND EAR PLUGS.

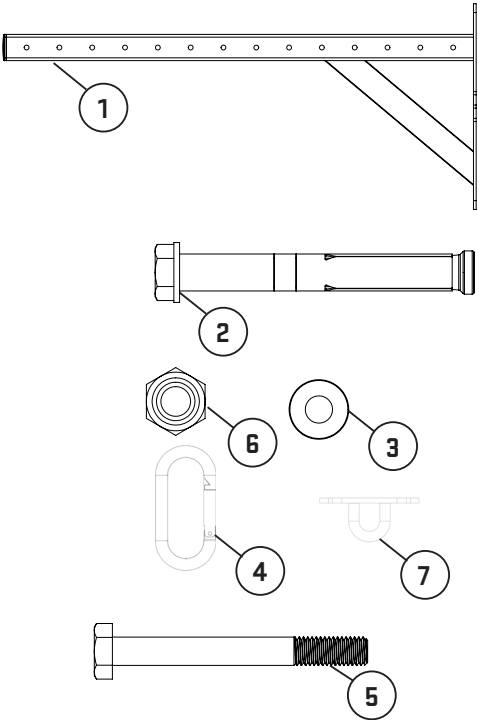
THIS SYMBOL IS AN INDICATION OF THE RECOMMENDED TORQUE EACH BOLT SHOULD BE TIGHTENED TO. THIS VALUE WILL BE DEPENDENT ON THE BOLT TYPE. PLEASE HAND TIGHTEN ALL BOLTS UNTIL YOU SEE THIS SYMBOL.

TOOLS REQUIRED



| No. | Name | SKU | QTY |
|-----|----------------------|---------|-----|
| 1 | 1.2 WM ARM | 21-0107 | 1 |
| 2 | M10X80 SLEEVE ANCHOR | 10-0031 | 14 |
| 3 | M10 FLAT WASHER | 10-0019 | 22 |
| 4 | CARABINER | 10-0033 | 2 |
| 5 | M10x90 BOLT | 10-0008 | 4 |
| 6 | M10 NYLOCK NUT | 10-0024 | 4 |
| 7 | O-RING | 21-0096 | 2 |

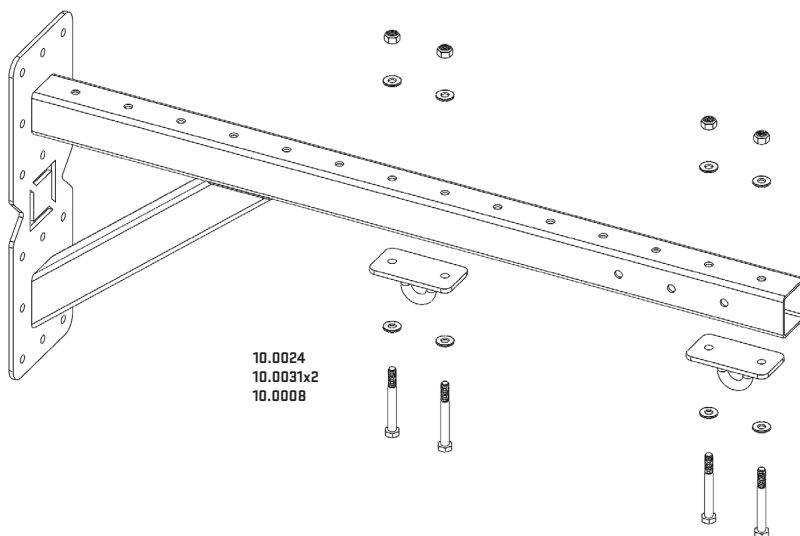
PARTS & ATTACHMENTS



INSTALLATION

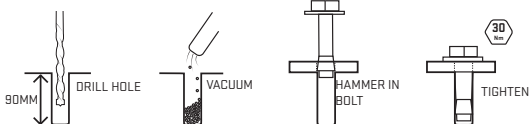
1

BOLT 2QTY D-RING (21-0096) TO 1QTY 1.2 WM ARM (21-0107) USING BOLT ASSEMBLY AS SHOWN BELOW, TIGHTEN TO SPECIFIED TORQUE.



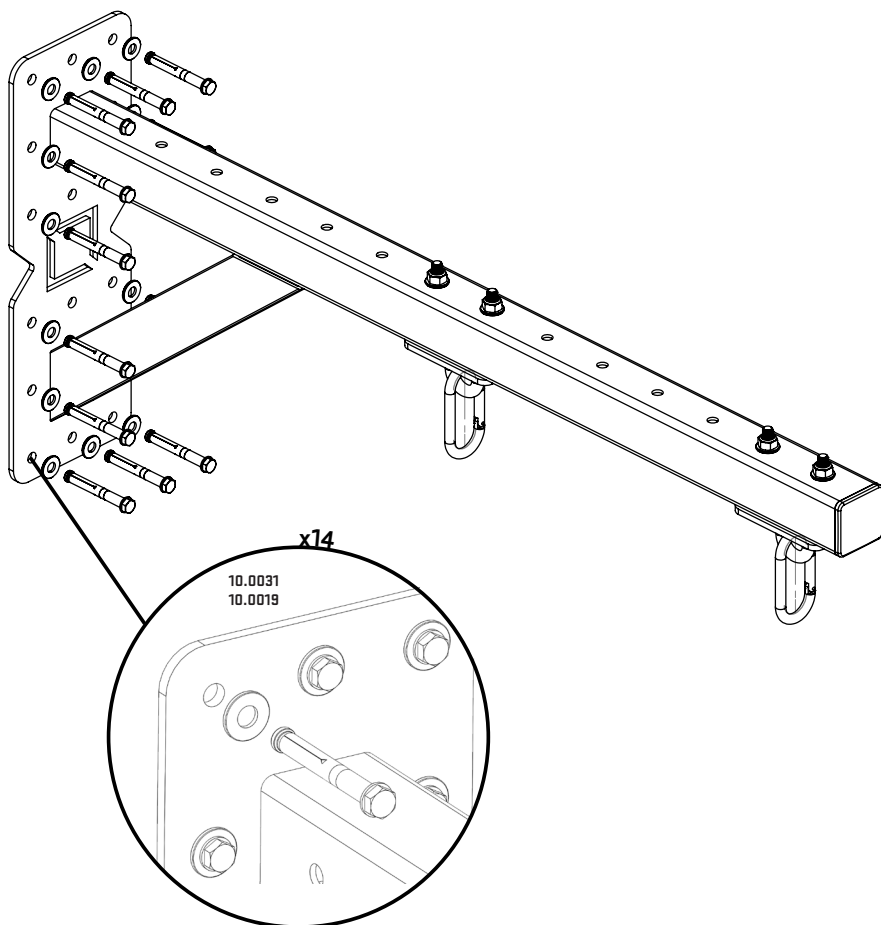
SLEEVE ANCHOR BOLT FITTING

- DRILL 10MM HOLE IN WALL, 90MM DEEP USING PLATE AS A GUIDE.
- VACUUM OUT THE DUST.
- HAMMER SLEEVE ANCHOR INTO THE HOLE.
- TIGHTEN SLEEVE ANCHOR TO SPECIFIED TORQUE USING 13MM SPANNER.



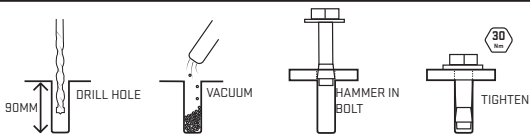
2

BOLT 1QTY 1.2 WM ARM (21-0107) TO THE WALL USING 14QTY SLEEVE ANCHOR BOLTS (10-0031) AND 14QTY M10 WASHERS (10-0019) DRILL HOLES AND MOUNT USING GUIDE AS SHOWN BELOW, TIGHTEN TO SPECIFIED TORQUE.



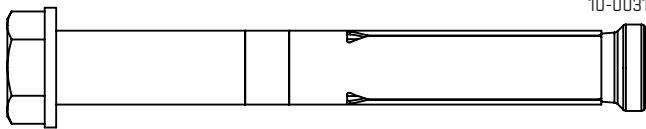
SLEEVE ANCHOR BOLT FITTING

- DRILL 10MM HOLE IN WALL, 90MM DEEP USING PLATE AS A GUIDE.
- VACUUM OUT THE DUST.
- HAMMER SLEEVE ANCHOR INTO THE HOLE.
- TIGHTEN SLEEVE ANCHOR TO SPECIFIED TORQUE USING 13MM SPANNER.

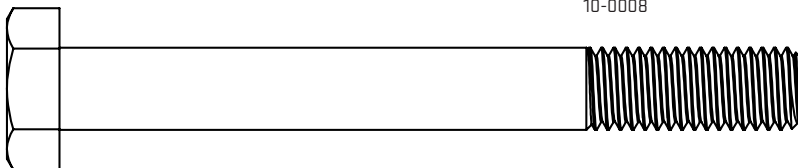


1:1 SCALE FASTENERS

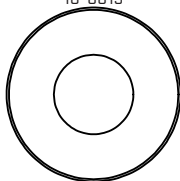
M10x80 SLEEVE ANCHOR
10-0031



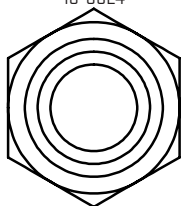
M10x90 BOLT
10-0008



M10 FLAT WASHER
10-0019



M10 NYLOCK NUT
10-0024



FOR TERMS AND CONDITIONS VISIT OUR WEBSITE AT
www.blkboxfitness.com/pages/terms-conditions

GET IN TOUCH

TEL: 028 9045 4123

EMAIL: info@blkboxfitness.com

DISCOVER MORE AT:

www.blkboxfitness.com

BLKBOX

#MADEINBELFAST