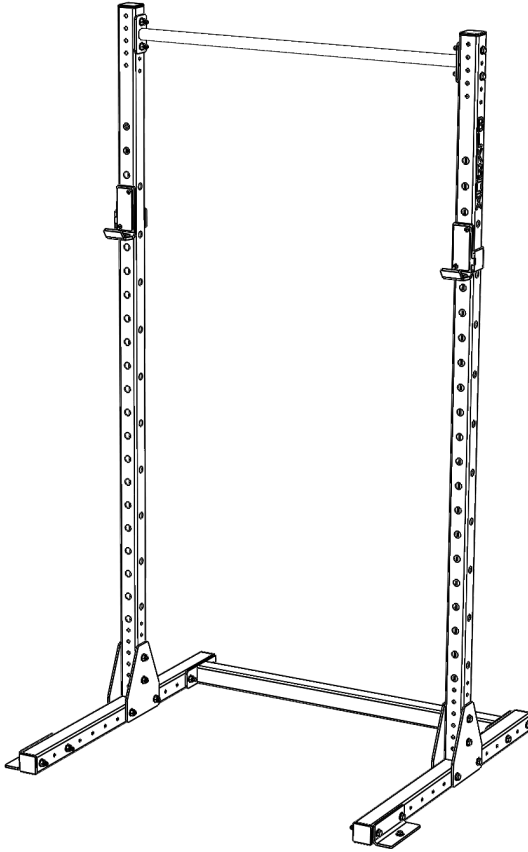


BLK BOX GOLIATH QUARTER RACK

21-0113-00



PRODUCT SPECIFICATION

PRODUCT WEIGHT	-	55kg
MAX USER WEIGHT	-	125kg
MAX USER	-	1
MAX TRAINING WEIGHT	-	350kg
DIMENSIONS	-	1112mm x 1320mm x 2266mm
SAFE WORKING ZONE	-	2312mm x 2820mm x 3076mm

OWNERS MANUAL & QUICK START GUIDE

NOTE : PLEASE READ ALL THE INSTRUCTIONS CAREFULLY BEFORE ASSEMBLING THIS PRODUCT.

WARNING

SERIOUS OR FATAL INJURIES MAY OCCUR FROM INCORRECTLY ASSEMBLED EQUIPMENT. ALWAYS ENSURE BOLTS ARE TIGHTENED CORRECTLY AND ALL PARTS ARE LEVEL AND PLUMB. TO FURTHER REDUCE RISK OF INJURIES OR DEATH PLEASE USE OUR SUGGESTED TOOLS AND PERSONAL PROTECTIVE EQUIPMENT (PPE). WE SUGGEST THAT A MINIMUM OF THREE PEOPLE ARE INVOLVED IN THE ASSEMBLY OF THIS PRODUCT. EACH PERSON SHOULD BE EQUIPPED WITH SAFETY GLASSES, STEEL TOE CAP BOOTS AND EAR PLUGS.

PLEASE BE AWARE OF THIS SYMBOL AS AN INDICATION TO CHECK THAT A PART IS LEVEL OR PLUMB.



THIS SYMBOL IS AN INDICATION OF THE RECOMMENDED TORQUE EACH BOLT SHOULD BE TIGHTENED TO. THIS VALUE WILL BE DEPENDENT ON THE BOLT TYPE. PLEASE HAND TIGHTEN ALL BOLTS UNTIL YOU SEE THIS SYMBOL.



TOOLS REQUIRED



HAMMER DRILL



VACUUM

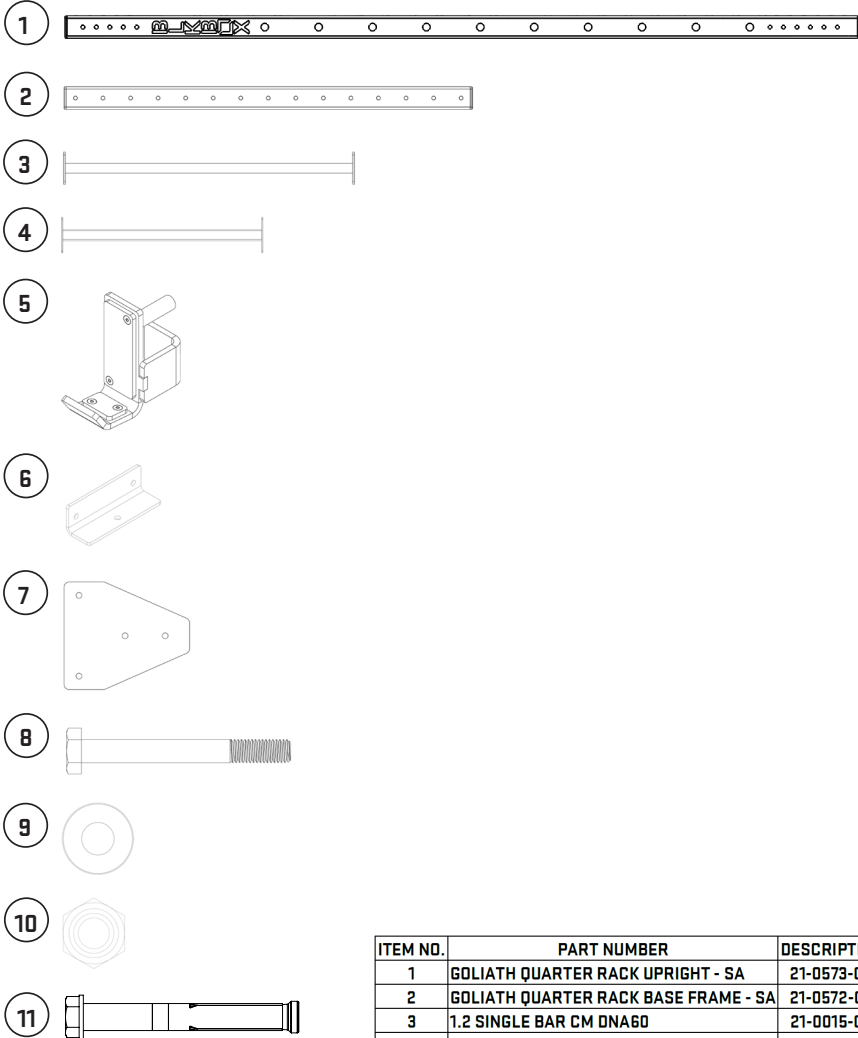


10MM MASONRY
DRILL BIT



2x 17MM SPANNER

PARTS & ATTACHMENTS

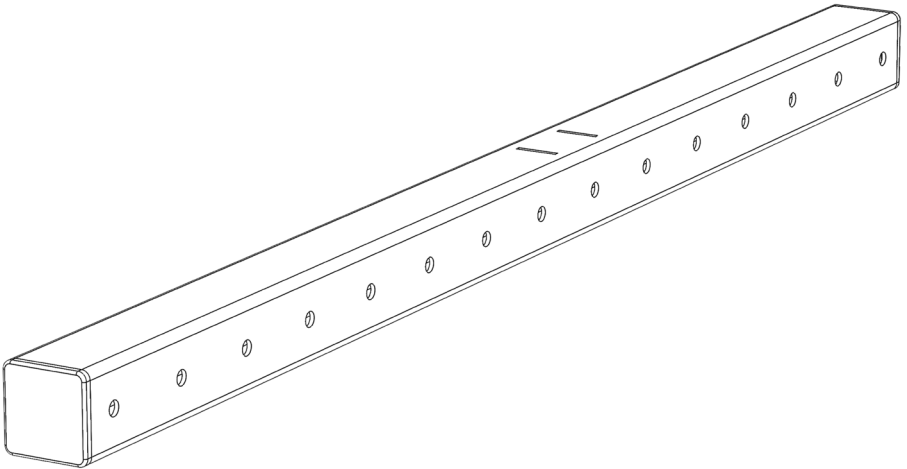


ITEM NO.	PART NUMBER	DESCRIPTION	QTY.
1	GOLIATH QUARTER RACK UPRIGHT - SA	21-0573-0A	2
2	GOLIATH QUARTER RACK BASE FRAME - SA	21-0572-0A	2
3	1.2 SINGLE BAR CM DNA60	21-0015-0A	1
4	GOLIATH QUARTER RACK BACK CM - WA	21-0602-0A	1
5	BASIC J HOOK WELDED WT HOLES	21-0695-0A	1
6	GOLIATH QUARTER RACK FOOT PLATE	20-0412-0A	2
7	GOLIATH BRACE PLATE	20-0472-0A	4
8	M10X90 HEX HEAD BOLT	10-0008	20
9	M10 WASHER	10-0019	42
10	M10 NYLOCK NUT	10-0024	20
11	M10 SLEEVE ANCHOR BOLT	10-0031	2

ASSEMBLY

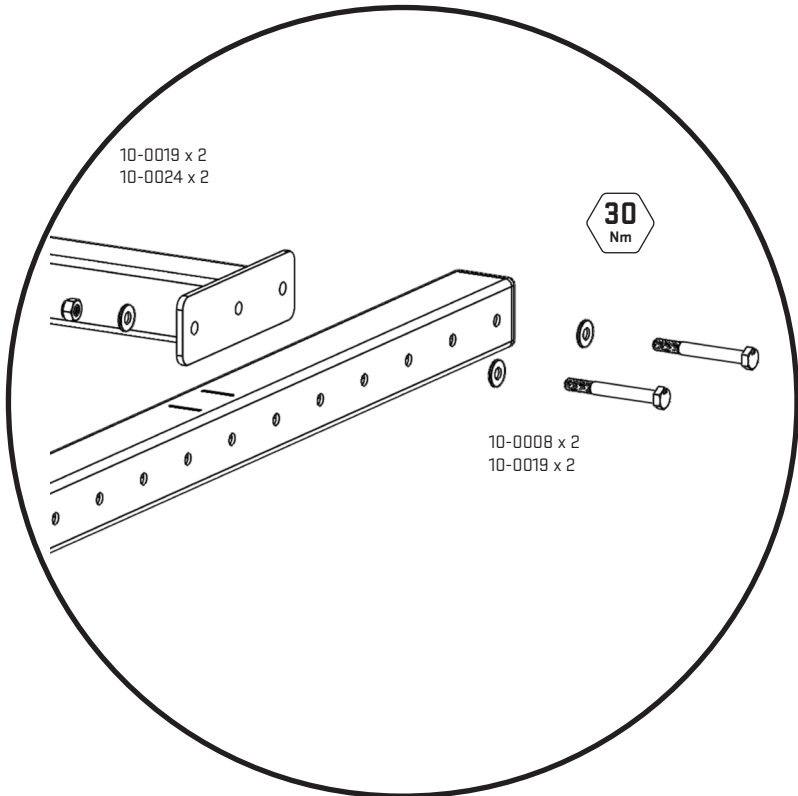
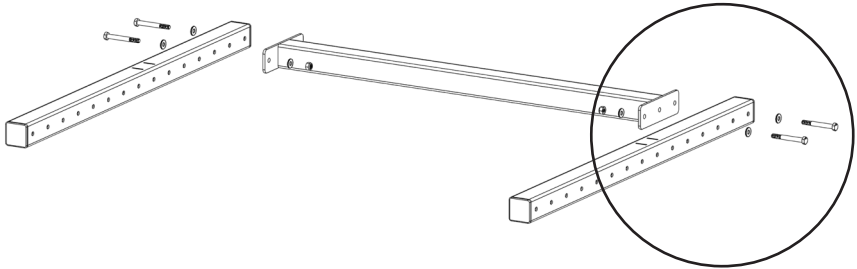
1

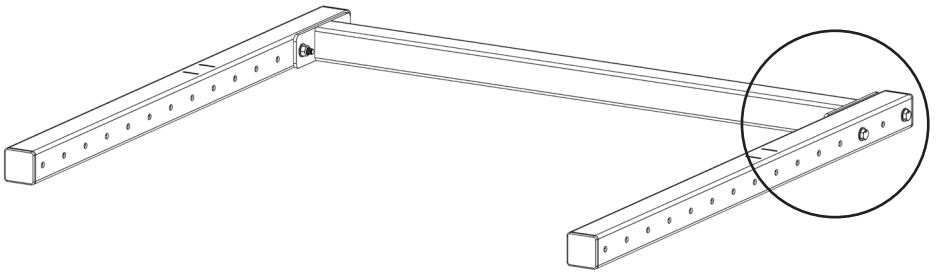
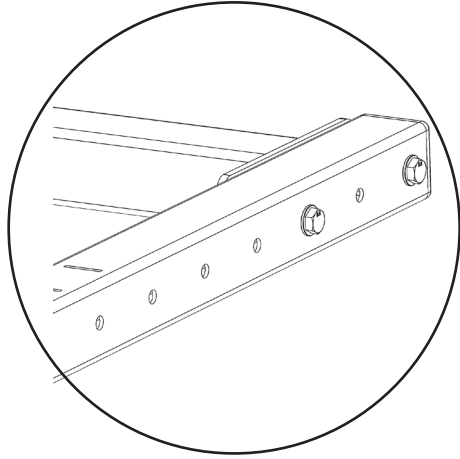
ARRANGE 2QTY OF QUARTER RACK BASE FRAME (21-0572-0A) ON THE GROUND. ENSURE THEY ARE ORIENTATED SO THAT 2 SLOTS ARE VISIBLE ON TOP, AS SHOWN BELOW. NOT 4 SLOTS.



2

ASSEMBLE THE 2QTY BASE FRAMES (21-0572-0A) WITH THE BACK CM (21-0602-0A). FASTEN TOGETHER USING 2QTY M10X90 HEX HEAD BOLT (10-0008), 4QTY M10 WASHER (10-0019) AND 2QTY M10 NYLOC NUT (10-0024) PER SIDE.

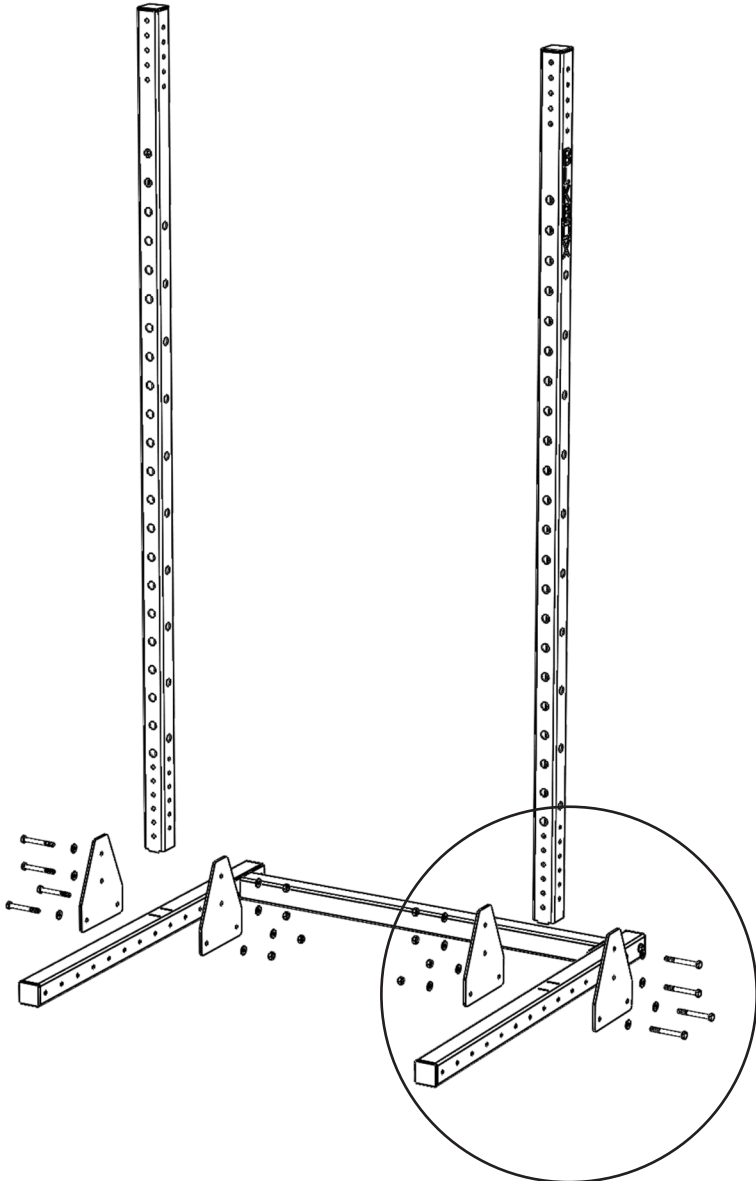


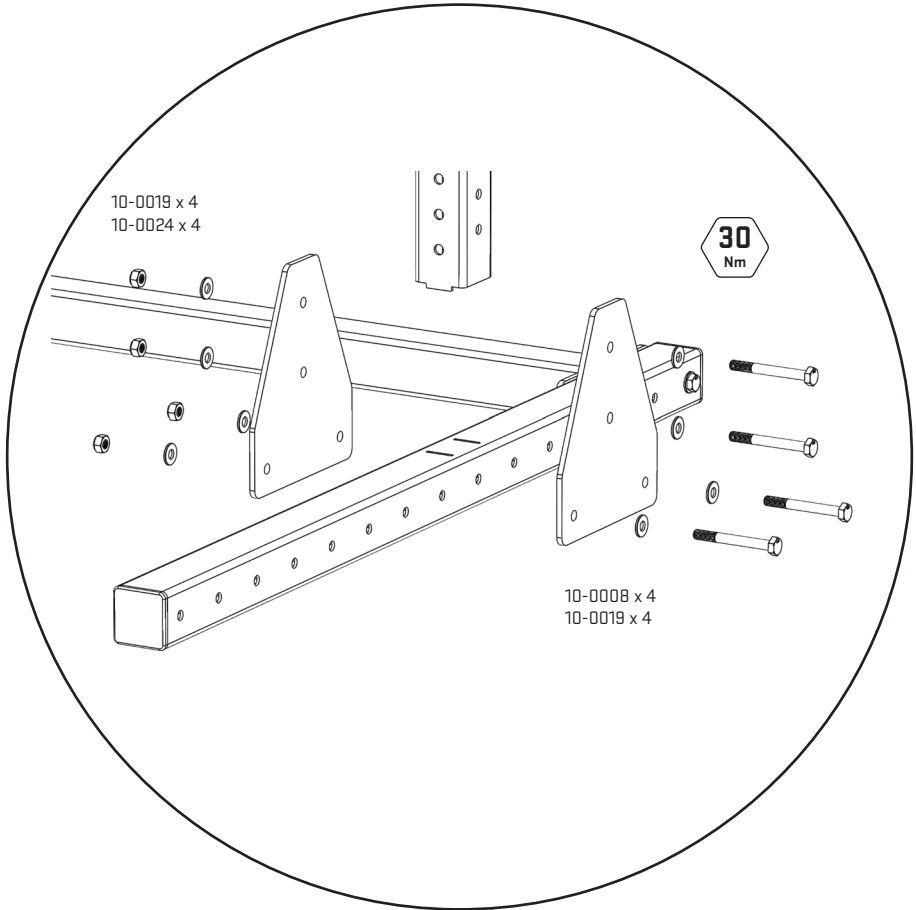


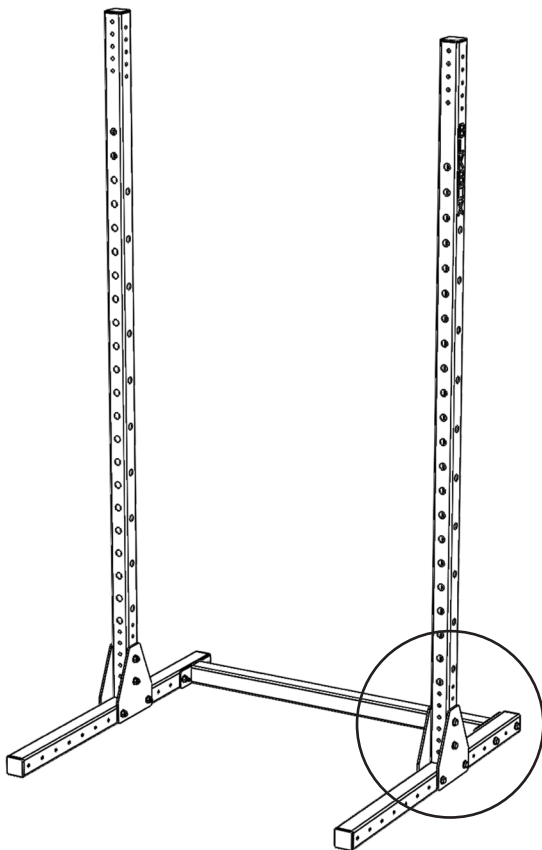
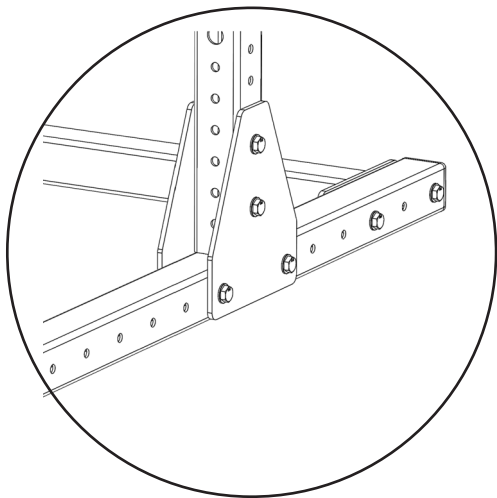
3

ASSEMBLE 2QTY QUARTER RACK UPRIGHT (21-0573-0A). ENSURE THE TABS ON THE UP-RIGHTS ALIGN WITH THE SLOTS ON THE BASE FRAMES (21-0572-0A). ALSO ENSURE THAT THE BLK BOX LOGO IS FACING OUTWARD FROM THE RACK.

FASTEN TOGETHER USING 4QTY GOLIATH BRACE PLATE (20-0472-0A), 8QTY M10X90 HEX HEAD BOLT (10-0008), 16QTY M10 WASHER (10-0019), AND 8QTY M10 NYLOC NUT (10-0024).

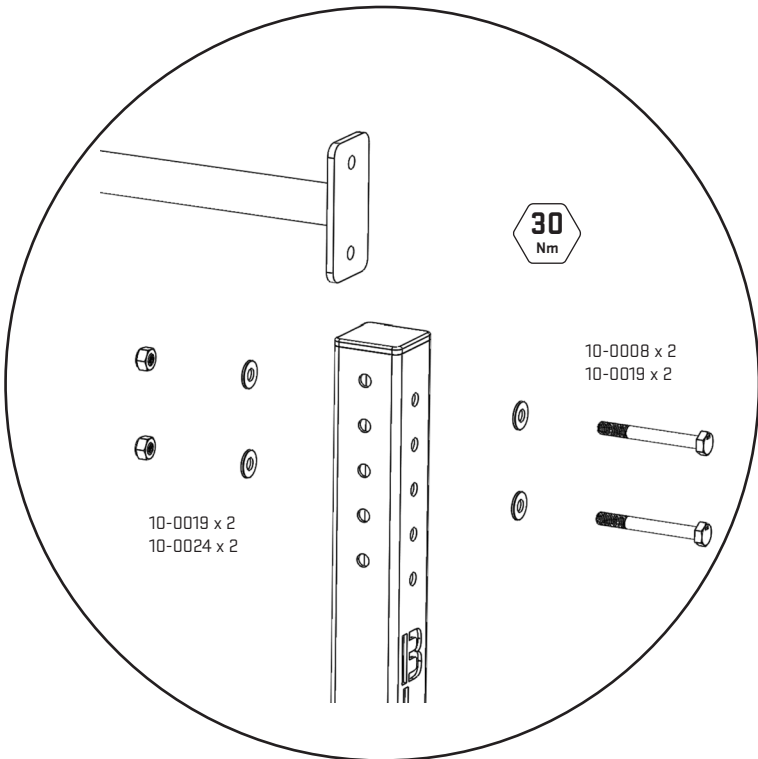
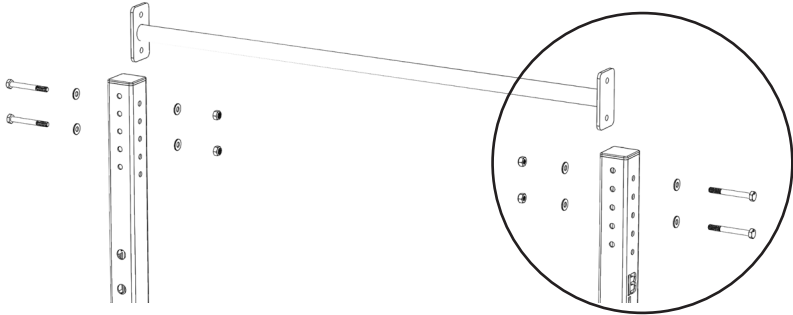


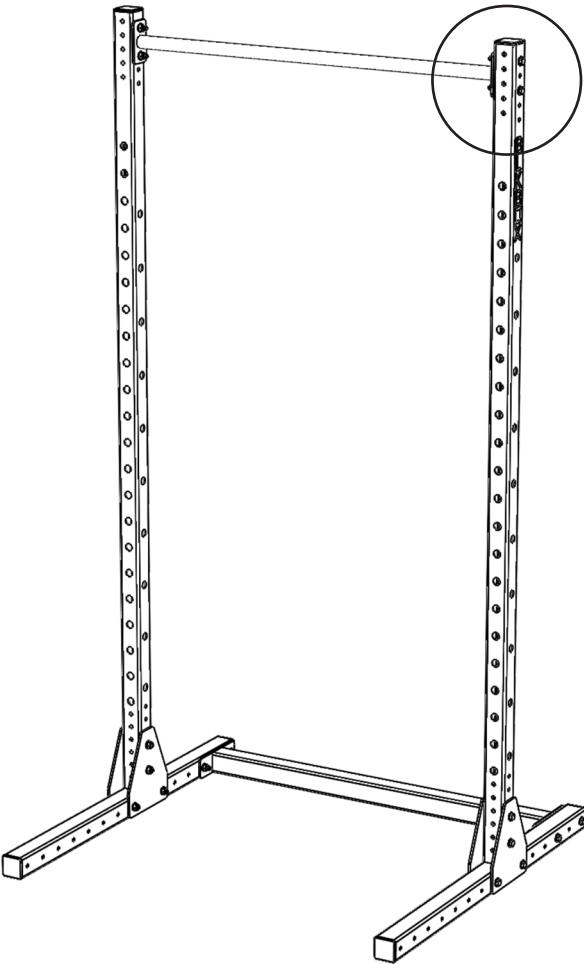
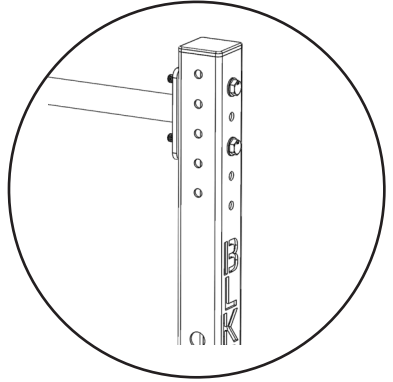




4


FASTEN 1QTY TO 1.2 SINGLE BAR (21-0015-0A) TO THE 2QTY UPRIGHTS USING 4QTY M10X90 HEX HEAD BOLT, 8QTY M10 WASHER, AND 4QTY M10 NYLOC NUT.



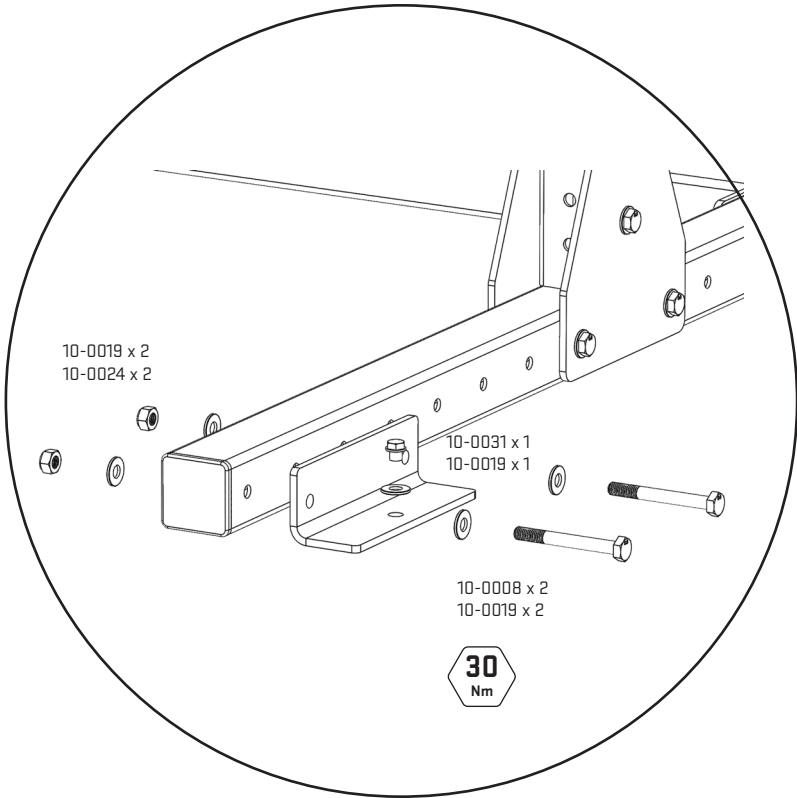


5

FINALLY, ASSEMBLE THE 2QTY FOOT PLATE (20-0142-0A) ONTOT THE BASE FRAME.
FASTEN THE PLATES ONTO THE FRAME USING 4QTY M10X90HEX HEAD BOLT, 8QTY M10
WASHER, AND 4QTY M10 NYLOC NUT.

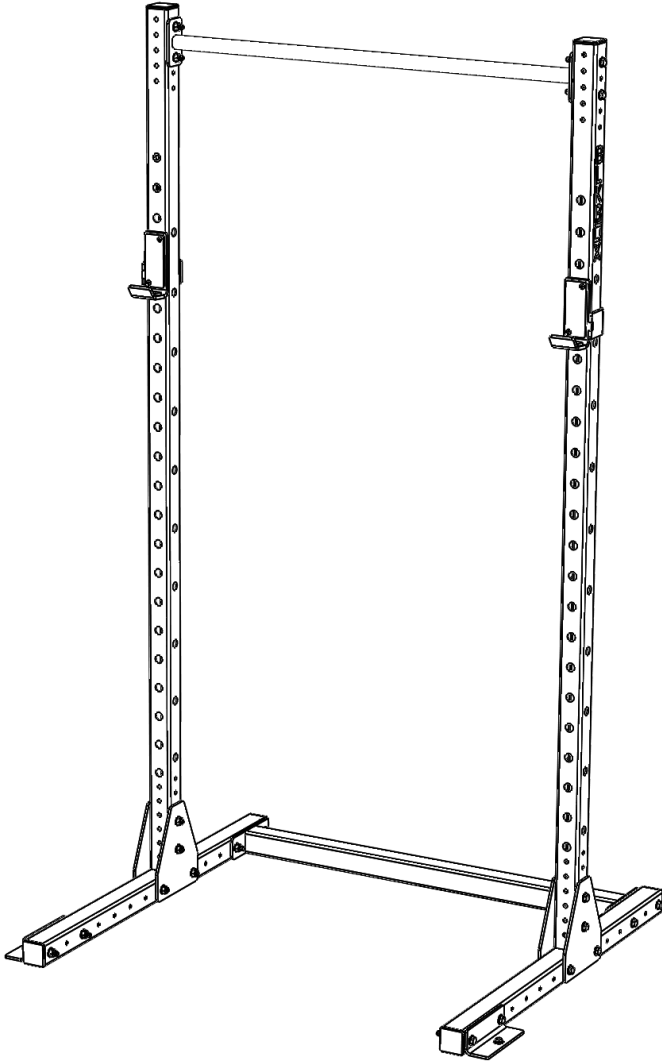


THE QUARTER RACK CAN ALSO BE BOLTED TO THE FLOOR. TO DO SO DRILL 10MM HOLES 90MM DEEP INTO THE FLOORING AND FASTEN EACH PLATE 1QTY USING M10 SLEEVE ANCHOR BOLT (10-0031) AND 1QTY M10 WASHER.




6

THE QUARTER RACK IS NOW FULLY ASSEMBLED




1:1 SCALE FASTENERS

M10 x 90 HEX HEAD BOLT
10-0008



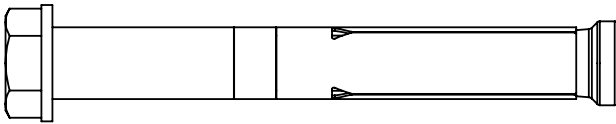
M10 WASHER
10-0019



M10 NYLOC NUT
10-0024



M10 SLEEVE ANCHOR BOLT
10-0031



FOR TERMS AND CONDITIONS VISIT OUR WEBSITE AT
www.blkboxfitness.com/pages/terms-conditions

GET IN TOUCH
TEL: 028 9045 4123
EMAIL: info@blkboxfitness.com

DISCOVER MORE AT:
www.blkboxfitness.com

THIS IS A BLANK PAGE