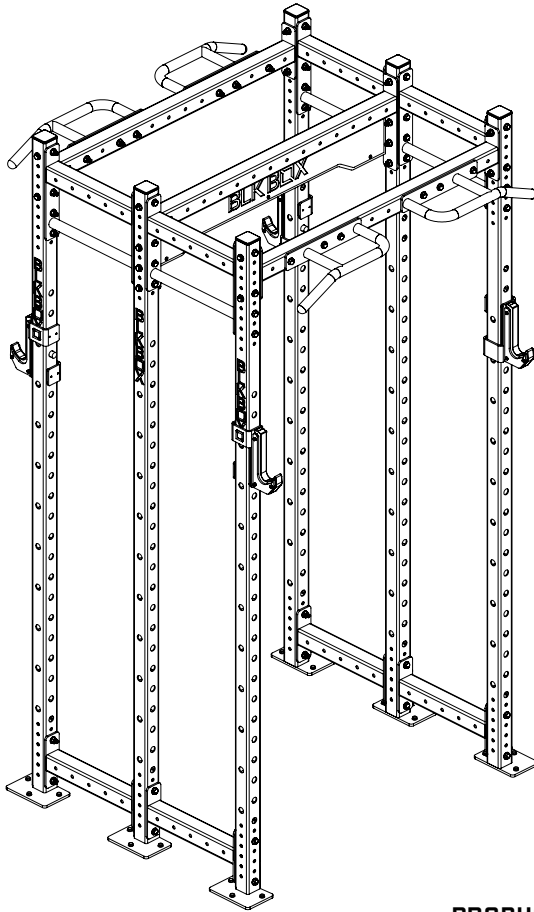


# BLK BOX DOUBLE HALF RACK GOLIATH

21-0110-06



## PRODUCT SPECIFICATION

PRODUCT WEIGHT	-	170kg
MAX USER WEIGHT	-	125kg
MAX USER	-	2
MAX TRAINING WEIGHT	-	300kg
DIMENSIONS	-	1200mm x 2408mm x 980mm
SAFE WORKING ZONE	-	2700mm x 3272mm x 3580mm

### OWNERS MANUAL & QUICK START GUIDE

NOTE : PLEASE READ ALL THE INSTRUCTIONS  
CAREFULLY BEFORE ASSEMBLING THIS PRODUCT.

# WARNING

SERIOUS OR FATAL INJURIES MAY OCCUR FROM INCORRECTLY ASSEMBLED EQUIPMENT. ALWAYS ENSURE BOLTS ARE TIGHTENED CORRECTLY AND ALL PARTS ARE LEVEL AND PLUMB. TO FURTHER REDUCE RISK OF INJURIES OR DEATH PLEASE USE OUR SUGGESTED TOOLS AND PERSONAL PROTECTIVE EQUIPMENT (PPE). WE SUGGEST THAT A MINIMUM OF THREE PEOPLE ARE INVOLVED IN THE ASSEMBLY OF THIS PRODUCT. EACH PERSON SHOULD BE EQUIPPED WITH SAFETY GLASSES, STEEL TOE CAP BOOTS AND EAR PLUGS.

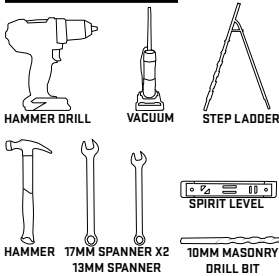
PLEASE BE AWARE OF THIS SYMBOL AS AN INDICATION TO CHECK THAT A PART IS LEVEL OR PLUMB.



THIS SYMBOL IS AN INDICATION OF THE RECOMMENDED TORQUE EACH BOLT SHOULD BE TIGHTENED TO. THIS VALUE WILL BE DEPENDENT ON THE BOLT TYPE. PLEASE HAND TIGHTEN ALL BOLTS UNTIL YOU SEE THIS SYMBOL.

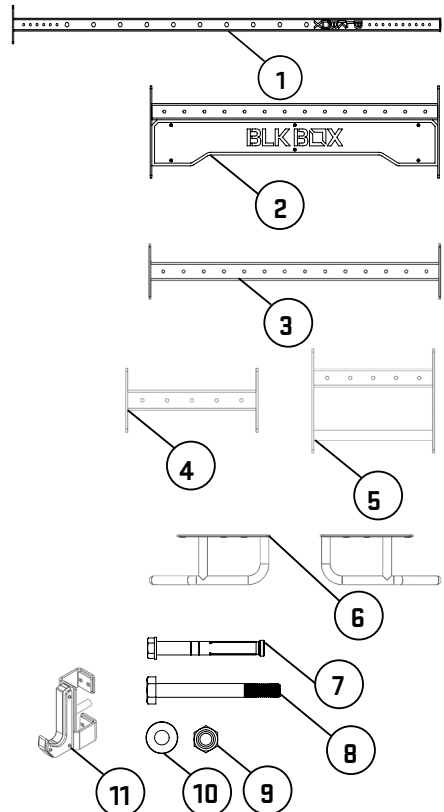


## TOOLS REQUIRED



No.	Name	SKU	QTY
1	2.4 UPRIGHT DNA60 WITH FEET	21-0036-0A	6
2	1.2 DOUBLE BRANDING BOX CM DNA60	21-0018-0D	1
3	1.2 BOX CM DNA60	21-0013-0A	2
4	0.4 BOX CM DNA60	21-0036-0A	4
5	0.4 BOX & BAR CM DNA60	21-0009-0A	4
6	MULTIGRIPS DNA60	21-0151-0A	1
7	M10X80 SLEEVE ANCHOR	10-0031	18
8	M10X90 BOLT	10-0008	102
9	M10 NYLOCK NUT	10-0024	102
10	M10 FLAT WASHER	10-0019	120
11	J-HOOKS PAIR	16-0001	1

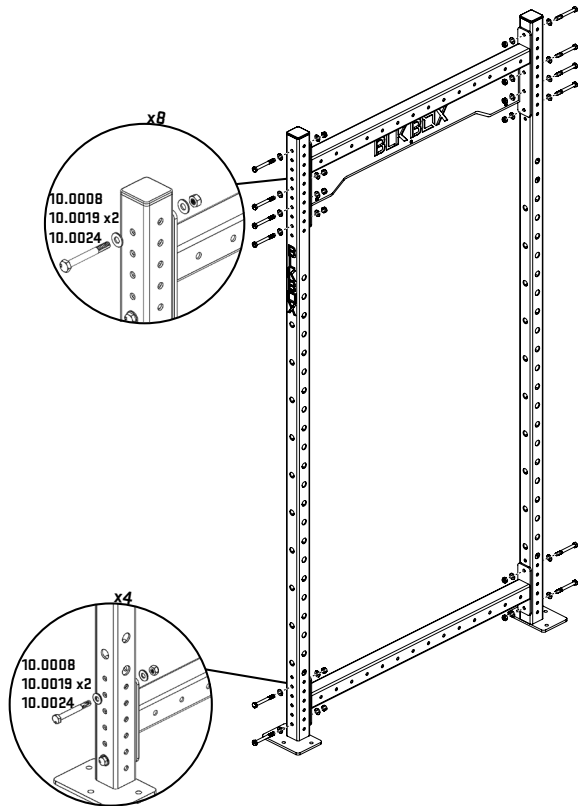
## PARTS & ATTACHMENTS



# ASSEMBLY

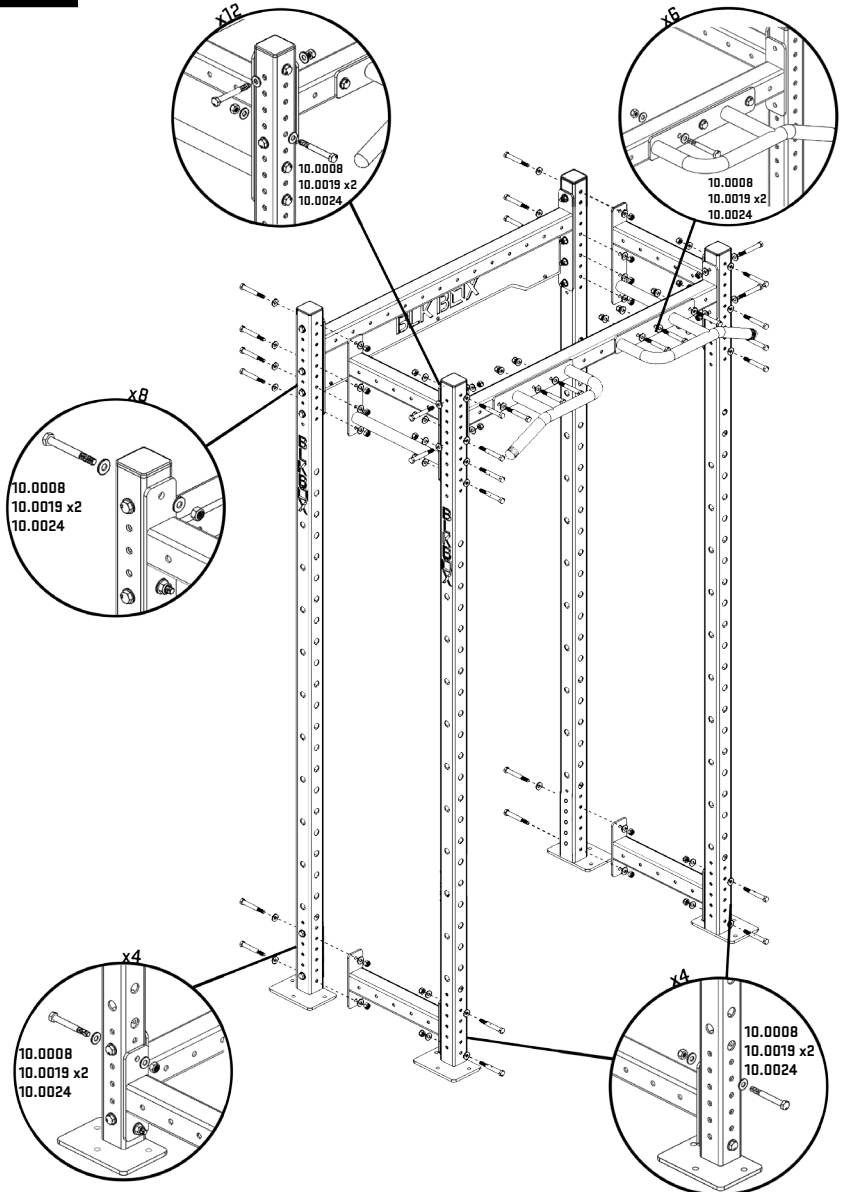
1

BOLT 1QTY 1.2 DOUBLE BRANDING BOX (21-0018-00) AND 1QTY 1.2 BOX (21-0013-0A) BETWEEN 2QTY UPRIGHTS (21-0036-0A) WITH BOLTS ASSEMBLY AS SHOWN. ENSURE LOGOS ON UPRIGHTS ARE FACING OUTWARDS AND ALL BOLTS FACING INWARDS.



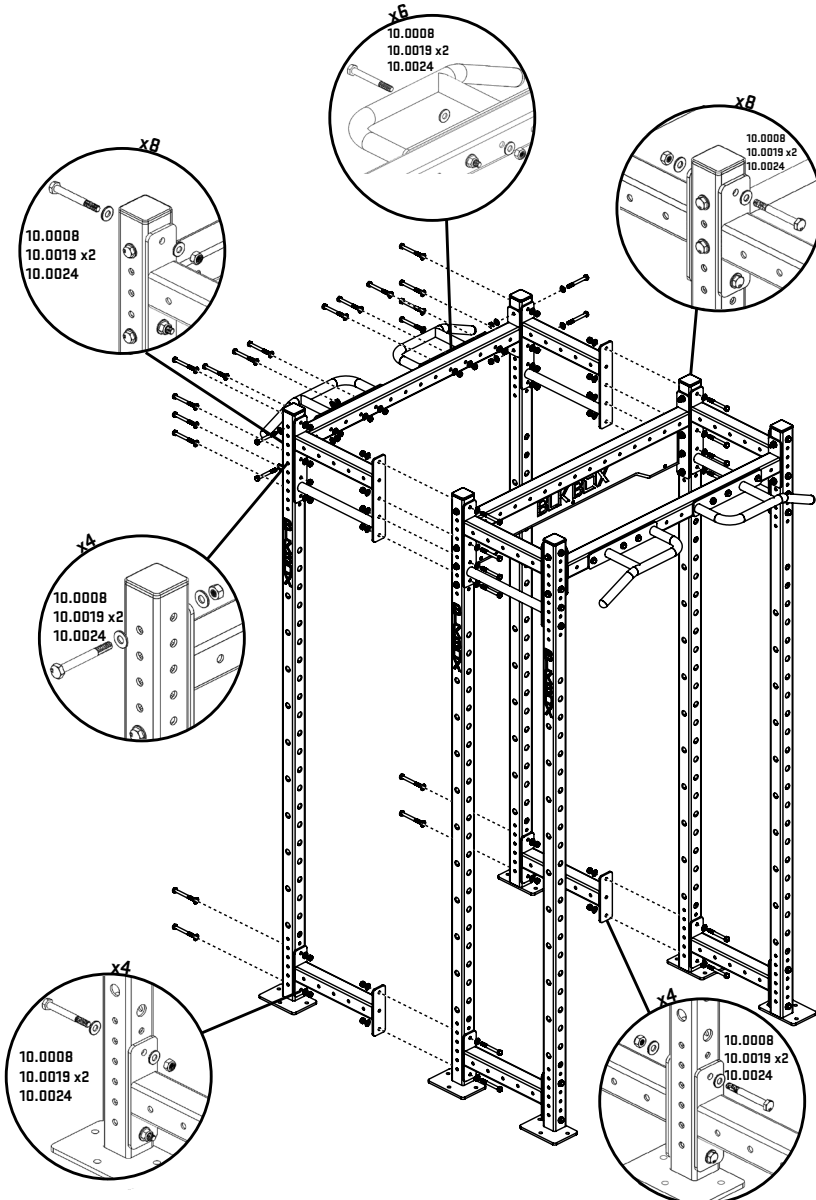
2

BOLT 1QTY 1.2 BOX (21-0013-0A) BETWEEN 2QTY UPRIGHTS (21-0036-0A) AND CONNECT TO EXISTING ASSEMBLY USING 2QTY 0.4 BOX & BAR (21-0009-0A) AND 2QTY 0.4 BOX (21-0036-0A) WITH BOLT ASSEMBLY AS SHOWN. BOLT 1QTY MULTIGRIPS (21-0151-0A) TO 1QTY 1.2 BOX (21-0013-0A) WITH BOLT ASSEMBLY AS SHOWN ENSURE LOGO ON UPRIGHTS ARE FACING OUTWARDS AND BOLTS ARE FACING INWARD.



3

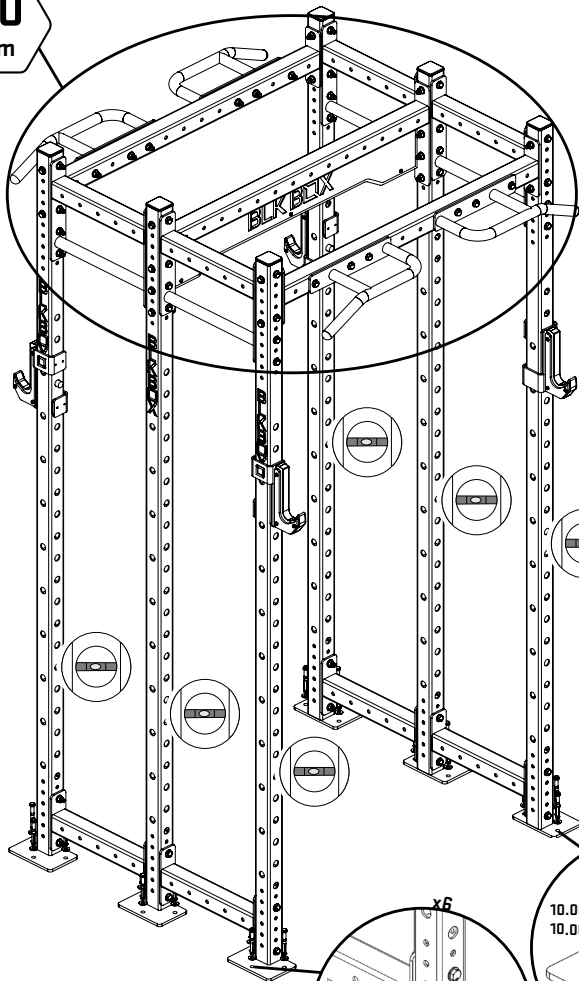
BOLT 1QT Y 1.2 BOX (21-0013-0A) BETWEEN 2QT Y UPRIGHTS (21-0036-0A) AND CONNECT TO EXISTING ASSEMBLY USING 2QT Y 0.4 BOX & BAR (21-0009-0A) AND 2QT Y 0.4 BOX (21-0036-0A) WITH REUSED BOLT ASSEMBLYS AS SHOWN. BOLT 1QT Y MULTIGRIPS (21-0151-0A) TO 1QT Y 1.2 BOX (21-0013-0A) WITH BOLT ASSEMBLY AS SHOWN ENSURE LOGO ON UPRIGHTS ARE FACING OUT AND BOLTS ARE FACING INWARD.



# 4

TIGHTEN ALL BOLT ASSEMBLIES WITHIN THE CIRCLE TO SPECIFIED TORQUE. ENSURE ALL UPRIGHTS ARE PLUMB. DRILL AND SECURE THE MIDDLE HOLE ON EACH UPRIGHT AS SHOWN IN GUIDE. REMOVE ALL BOTTOM CROSSMEMBERS, DRILL AND SECURE REMAINING HOLES ON UPRIGHTS AS SHOWN IN GUIDE. REATTACH THE BOTTOM CROSSMEMBERS.

30 Nm



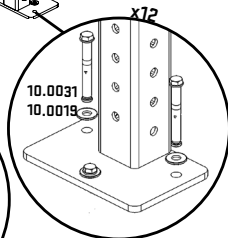
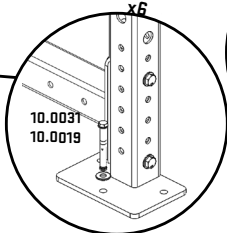
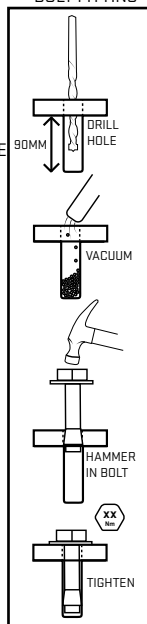
-DRILL 10MM HOLE THROUGH FLOOR COVERING, 90MM DEEP USING PLATE AS A GUIDE.

-VACUUM OUT THE DUST.

-HAMMER SLEEVE ANCHOR DOWN INTO THE HOLE.

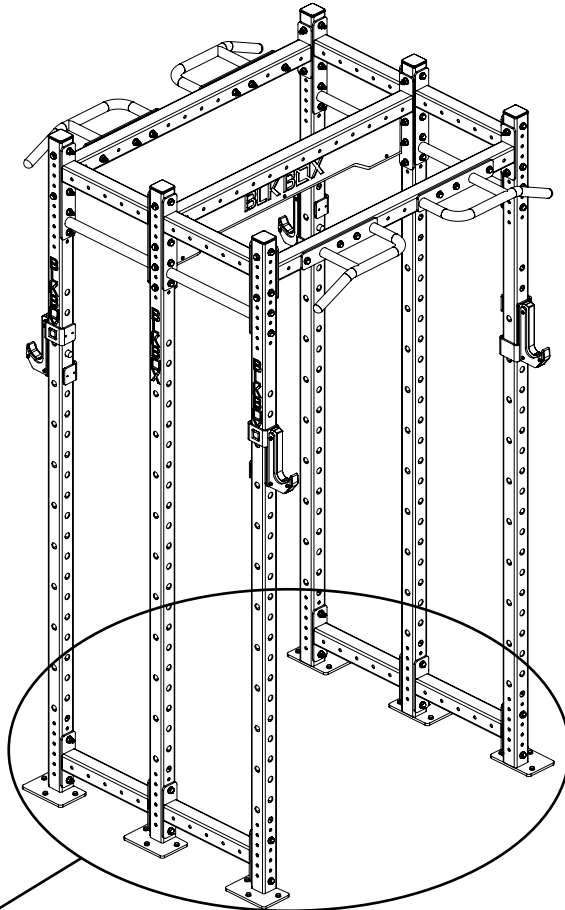
-TIGHTEN SLEEVE ANCHOR TO SPECIFIED TORQUE USING 13MM SPANNER.

### SLEEVE ANCHOR BOLT FITTING



5

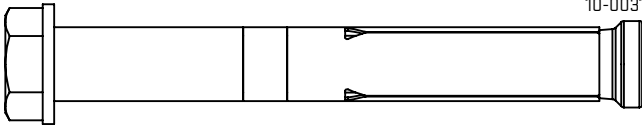
TIGHTEN ALL BOLT ASSEMBLIES WITHIN THE CIRCLE TO SPECIFIED TORQUE.




x30  
**30**  
Nm

# 1:1 SCALE FASTENERS

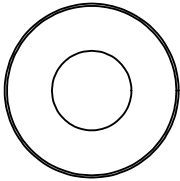
M10x80 SLEEVE ANCHOR  
10-0031



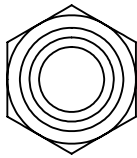
M10x90 BOLT  
10-0008



M10 FLAT WASHER  
10-0019



NYLOCK NUT  
10-0024



FOR TERMS AND CONDITIONS VISIT OUR WEBSITE AT  
[www.blkboxfitness.com/pages/terms-conditions](http://www.blkboxfitness.com/pages/terms-conditions)

GET IN TOUCH  
TEL: 028 9045 4123  
EMAIL: [info@blkboxfitness.com](mailto:info@blkboxfitness.com)

DISCOVER MORE AT:  
[www.blkboxfitness.com](http://www.blkboxfitness.com)