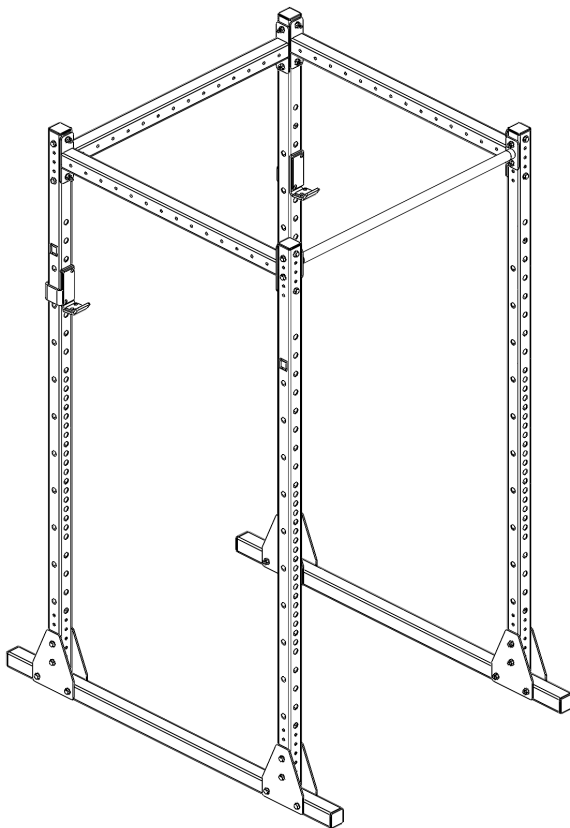


# BLK BOX BLACKOUT FREE STANDING POWER RACK

21-0741



## PRODUCT SPECIFICATION

PRODUCT WEIGHT	-	105kg
MAX USER WEIGHT	-	125kg
MAX USER	-	1
MAX TRAINING WEIGHT	-	300kg
DIMENSIONS	-	1612mm x 2260mm x 1123mm
SAFE WORKING ZONE	-	2000mm x 2400mm x 2700mm

### OWNERS MANUAL & QUICK START GUIDE

NOTE : PLEASE READ ALL THE INSTRUCTIONS CAREFULLY BEFORE ASSEMBLING THIS PRODUCT.

# WARNING

SERIOUS OR FATAL INJURIES MAY OCCUR FROM INCORRECTLY ASSEMBLED EQUIPMENT. ALWAYS ENSURE BOLTS ARE TIGHTENED CORRECTLY AND ALL PARTS ARE LEVEL AND PLUMB. TO FURTHER REDUCE RISK OF INJURIES OR DEATH PLEASE USE OUR SUGGESTED TOOLS AND PERSONAL PROTECTIVE EQUIPMENT (PPE). WE SUGGEST THAT A MINIMUM OF THREE PEOPLE ARE INVOLVED IN THE ASSEMBLY OF THIS PRODUCT. EACH PERSON SHOULD BE EQUIPPED WITH SAFETY GLASSES, STEEL TOE CAP BOOTS AND EAR PLUGS.

PLEASE BE AWARE OF THIS SYMBOL AS AN INDICATION TO CHECK THAT A PART IS LEVEL OR PLUMB.



THIS SYMBOL IS AN INDICATION OF THE RECOMMENDED TORQUE EACH BOLT SHOULD BE TIGHTENED TO. THIS VALUE WILL BE DEPENDENT ON THE BOLT TYPE. PLEASE HAND TIGHTEN ALL BOLTS UNTIL YOU SEE THIS SYMBOL.



## TOOLS REQUIRED

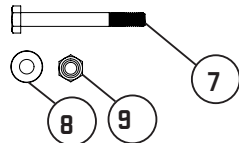
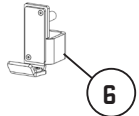
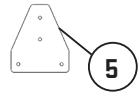
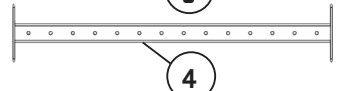
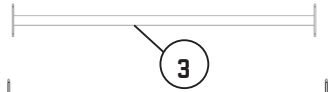
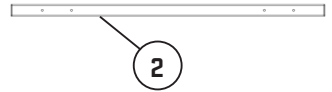
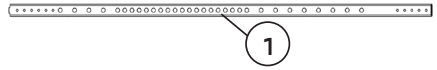


17MM SPANNER X2



STEP LADDER

## PARTS & ATTACHMENTS

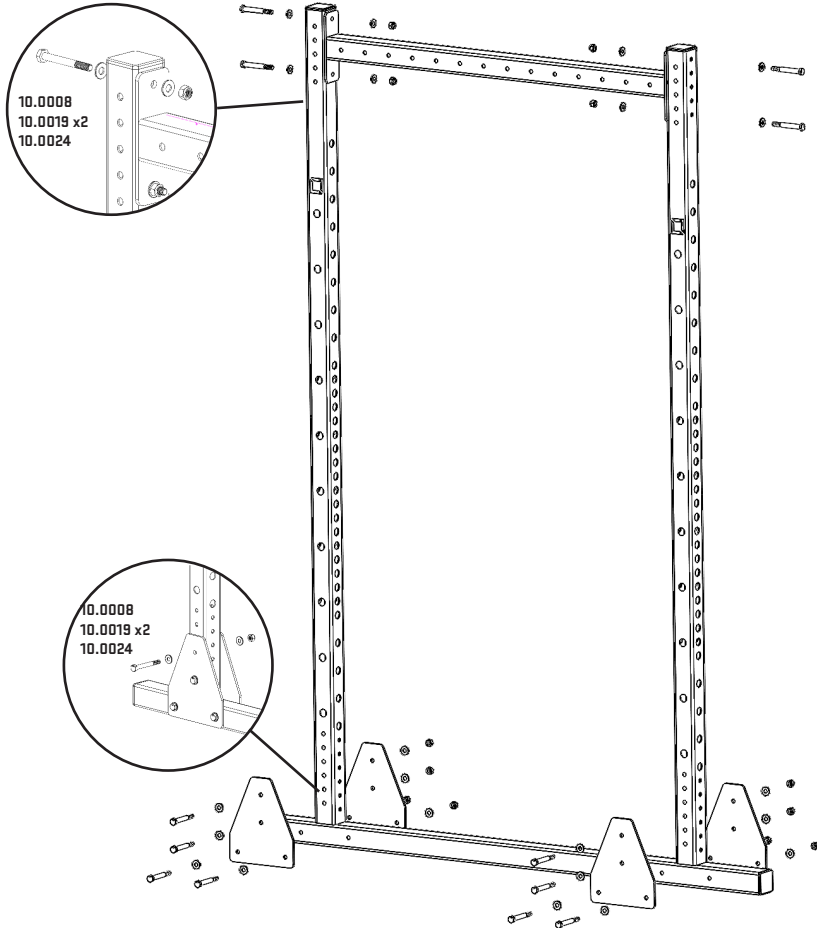


No.	Name	SKU	QTY
1	2.2 BLACKOUT FSPower RACK UPRIGHT	21-0740	4
2	BLACKOUT FS POWER RACK BASE	21-0742	2
3	1.2 SINGLE BAR CM DNA60	21-0015	1
4	1.2 BOX CM DNA60	21-0013	3
5	BLACKOUT BRACE PLATE	21-0472	8
6	J-HOOK PAIR	16-0001	1
7	M10X90 BOLT	10-0008	32
8	M10 FLAT WASHER	10-0019	64
9	M10 NYLOCK NUT	10-0024	32

# ASSEMBLY

1

INSERT 2QTY UPRIGHT [21-0740] INTO SLOTS IN 1QTY POWER RACK BASE [21-0742] PLACE 1QTY BRACE PLATE EITHER SIDE OF EACH UPRIGHT ATTACH WITH BOLT ASSEMBLY AS SHOWN. BOLT 1QTY 1.2 BOX CM [21-0013] TO 2QTY UPRIGHT [21-0740] WITH BOLT ASSEMBLY SHOWN.  
REPEAT ABOVE STEP.



2

BOLT 1QTY 1.2 BOX CM (21-0013) TO 2QTY BACK UPRIGHT (21-0740) WITH BOLT ASSEMBLY AS SHOWN.  
BOLT 1QTY 1.2 SINGLE BAR (21-0015) TO 2QTY FRONT UPRIGHT (21-0740) WITH BOLT ASSEMBLY AS SHOWN.  
ENSURE THAT ALL BLK BOX LOGOS ARE FACING OUTWARDS AND BOLTS ARE FACING INWARDS.  
PLACE J-HOOKS AS SUITS.

